

# 2022 CATALOGUE

---

AUS



**STIHL**

# SUSTAINABILITY AS A GUIDING PRINCIPLE

---

The concept and term "sustainability" dates back to forestry in the 18th century, so is obviously far from new. Even then, foresters understood the importance of only cutting as much wood as could regenerate. Our company has its roots in forestry, so it is second nature for us to consider the long term – and particularly to think in terms of cycles – just as the forest and the natural world require us to. As a family-owned company, we are deeply committed to the principle of using finite resources in such a way that they can be preserved for future generations.


With the same objective in mind, we continuously optimise our processes to reduce consumption of raw materials, water and energy. We have set ourselves an ambitious objective to meet the targets of the Paris Agreement well before the deadline, and in doing so we are helping to keep the global rise in temperature to below 2°C. With STIHL Germany having become carbon-neutral in 2021, the aim is for our other manufacturing companies abroad to follow suit in 2022, and eventually our subsidiaries too.

Sustainable economies must focus on the future. To enable this, we are putting huge investment into research and development. Our aim is to help people, now and in the future, to commit to the sustainable use, maintenance, and protection of forests and the natural world. Innovative, high-quality, durable STIHL tools and services are of crucial importance.


Your Stihl family



Selina Stihl  
Stellv. Beiratsvorsitzende -  
Deputy Chair of the Advisory Board



Dr. Nikolas Stihl  
Beiratsvorsitzender -  
Chair of the Advisory Board



Karen Tebar  
Stellv. Beiratsvorsitzende -  
Deputy Chair of the Advisory Board

**"FOR US, SUSTAINABILITY ALSO MEANS OFFERING LONG-TERM SUPPORT TO PEOPLE AS THEIR CAREERS UNFOLD."**

Selina Stihl, Deputy Chair of the Advisory Board



**"OUR CUSTOMERS AND THE ENVIRONMENT ARE EQUALLY CENTRAL TO OUR PRODUCT DEVELOPMENT TODAY."**

Dr Nikolas Stihl, Chair of the Advisory Board



**"WE ARE TAKING GLOBAL CLIMATE TARGETS SERIOUSLY - AND ARE WORKING ON MAKING STIHL CLIMATE-NEUTRAL WORLDWIDE."**

Karen Tebar, Deputy Chair of the Advisory Board





# CONTENTS



**BATTERY POWER.  
BY STIHL.**

FROM PAGE 14

**SAWING AND CUTTING**

Chainsaws, pole pruners and cutting attachments FROM PAGE 50



Hedge trimmers and long-reach hedge trimmers FROM PAGE 94



KombiSystem and MultiSystem FROM PAGE 110



Concrete cutters and cut-off machines FROM PAGE 122

**MOWING AND PLANTING**

Robotic mowers, push mowers and aerators FROM PAGE 138



Brushcutters and clearing saws FROM PAGE 156



Mistblowers and sprayers FROM PAGE 184



Earth augers FROM PAGE 194

**CLEANING AND CLEARING**Blowers, vacuum shredders, sweeping machines,  
high-pressure cleaners, wet/dry vacuum cleaners FROM PAGE 202

Garden shredders FROM PAGE 236

**ACCESSORIES**

Smart solutions FROM PAGE 242



Fuels and lubricants FROM PAGE 248



Personal protective equipment FROM PAGE 258



Hand tools and forestry accessories FROM PAGE 282

**BRAND SHOP**

FROM PAGE 290

**TECHNOLOGY HIGHLIGHTS**

FROM PAGE 304

# NEW PRODUCTS OVERVIEW

---

## BATTERY POWER. BY STIHL.

|                                   |           |
|-----------------------------------|-----------|
| RLA 240 aerator                   | <b>25</b> |
| HTA 50 battery pole pruner        | <b>26</b> |
| HTA shaft extension               | <b>27</b> |
| Protective foot for HLA and HTA   | <b>27</b> |
| SGA 85 battery sprayer            | <b>39</b> |
| AP 500 S battery                  | <b>42</b> |
| AL 301-4 multiple battery charger | <b>44</b> |
| Hip belt with holster for SGA 85  | <b>44</b> |

## SAWING AND CUTTING

### CHAINSAWS, POLE PRUNERS AND CUTTING ATTACHMENTS

|  |           |
|--|-----------|
| MS 400 C-M chainsaw with Hexa cutting system | <b>58</b> |
| MS 462 C-M chainsaw with Hexa cutting system | <b>58</b> |
| MS 500i chainsaw with Hexa cutting system    | <b>60</b> |
| HT 105 pole pruner                           | <b>69</b> |
| HT 135 pole pruner                           | <b>70</b> |
| Hexa saw chains                              | <b>82</b> |
| Hexa upgrade kits                            | <b>83</b> |
| Filing kit for Hexa saw chains               | <b>90</b> |
| Filing gauges for Hexa saw chains            | <b>91</b> |
| Hexagon file for Hexa saw chains             | <b>91</b> |
| Diamond grinding wheel for Hexa saw chains   | <b>93</b> |

### KOMBISYSTEM AND MULTISYSTEM

|                   |            |
|-------------------|------------|
| HT-KM pole pruner | <b>115</b> |
|-------------------|------------|

### CONCRETE CUTTERS AND CUT-OFF MACHINES

|   |            |
|---|------------|
| 36 GBM diamond cutter chain with 40 cm length | <b>127</b> |
| Rollomatic G guide bar with 40 cm length      | <b>127</b> |

## MOWING AND PLANTING

### ROBOTIC MOWERS, PUSH MOWERS, AND AERATORS

|           |            |
|-----------|------------|
| RMI 522 C | <b>144</b> |
|-----------|------------|

### BRUSHCUTTERS AND CLEARING SAWS

|                        |            |
|------------------------|------------|
| FS 261 C-E brushcutter | <b>162</b> |
|------------------------|------------|

|                          |            |
|--------------------------|------------|
| FS 361 C-EM clearing saw | <b>163</b> |
|--------------------------|------------|

|                          |            |
|--------------------------|------------|
| FS 461 C-EM clearing saw | <b>163</b> |
|--------------------------|------------|

|                 |            |
|-----------------|------------|
| FS 561 C-EM saw | <b>164</b> |
|-----------------|------------|

|                                 |            |
|---------------------------------|------------|
| PolyCut 28-2/ 48-2 mowing heads | <b>176</b> |
|---------------------------------|------------|

|                                   |            |
|-----------------------------------|------------|
| WoodCut 250-26 circular saw blade | <b>180</b> |
|-----------------------------------|------------|

|   |            |
|---|------------|
| Wear protection for PolyCut 28-2/ 48-2 mowing heads | <b>182</b> |
|---|------------|

|  |            |
|--|------------|
| Deflectors for metal tools, nylon mowing heads<br>and PolyCut, shredder blades and circular saw blades | <b>183</b> |
|--|------------|

## CLEANING AND CLEARING

### CLEANING SYSTEMS

|                             |            |
|-----------------------------|------------|
| RE 90 high-pressure cleaner | <b>220</b> |
|-----------------------------|------------|

|                                  |            |
|----------------------------------|------------|
| RE 90 PLUS high-pressure cleaner | <b>220</b> |
|----------------------------------|------------|

|                              |            |
|------------------------------|------------|
| RE 110 high-pressure cleaner | <b>221</b> |
|------------------------------|------------|

|                                   |            |
|-----------------------------------|------------|
| RE 110 PLUS high-pressure cleaner | <b>221</b> |
|-----------------------------------|------------|

|                                   |            |
|-----------------------------------|------------|
| RE 120 PLUS high-pressure cleaner | <b>221</b> |
|-----------------------------------|------------|

|   |            |
|---|------------|
| Vehicle cleaning set for RE 90 to RE 170 PLUS | <b>223</b> |
|---|------------|

|                       |            |
|-----------------------|------------|
| RA 90 surface cleaner | <b>223</b> |
|-----------------------|------------|

## ACCESSORIES

### SMART SOLUTIONS

|                     |            |
|---------------------|------------|
| 2 A Smart Connector | <b>247</b> |
|---------------------|------------|

### BRAND SHOP

|                  |            |
|------------------|------------|
| STIHL COLLECTION | <b>292</b> |
|------------------|------------|

|               |            |
|---------------|------------|
| TIMBERSPORTS® | <b>301</b> |
|---------------|------------|

# NEW PRODUCTS HIGHLIGHTS

---

## AP 500 S

IMPRESSIVELY POWERFUL CLASS LEADING BATTERY FOR PROFESSIONALS



Our new AP 500 S is not only the most powerful AP battery from STIHL, but also features power laminate technology delivering double the number of charging cycles of a typical STIHL AP system battery. That's an impressive 2400 charge cycles without experiencing noticeable capacity loss. It has an integrated Bluetooth® interface for STIHL connected, so just like our AR L backpack batteries, it can be linked to the STIHL connected system® and managed like a power tool. This allows you to see the charge status via the STIHL connected App and monitor its daily usage.

MORE ON **PAGE 42**

---



# BATTERY LAWN SCARIFIER

SCARIFIER WITH BOTH SCARIFYING BLADE AND SPRING TINE ROLLER ATTACHMENTS

Compact battery aerator for scarifying and combing smaller areas of lawn. -7.5 to +7.5 mm central adjustment of the working depth using a rotary switch on the housing, handlebar with 4-setting height adjustment, 34 cm working width, 16 blades. Including an aerator roller and 50-litre grass catcher box.



MORE ON **PAGE 154**

## HTA 50

THE FIRST BATTERY POLE PRUNER IN THE AK SYSTEM STIHL RANGE

The eagerly anticipated HTA 50 pole pruner makes light work of pruning jobs around the garden. Designed for domestic users, the HTA 50 can reach high branches from ground level and it's efficient saw chain cuts neatly and quickly through branches.



MORE ON **PAGE 29**

## HEXA SAW CHAIN

THE STIHL EXCLUSIVE PROFESSIONAL CUTTING SYSTEM

With the patented Hexa cutting system consisting of the Hexa saw chain and Hexa file, STIHL is setting new standards in terms of performance, sharpening, and service life. Are efficiency and time savings particularly important to you in your day-to-day work? Then Hexa is the right solution for you! Hexa saw chains not only feature impressive cutting performance but also straightforward handling. The shapes of the cutting teeth and file are ideally coordinated to each other, and enable particularly straightforward and rapid sharpening with an almost perfect result. Compared with other saw chains such as the  $\frac{3}{8}$ " RS, the Hexa also needs re-sharpening much less frequently, resulting in a longer service life. Try the new STIHL Hexa cutting system today and see for yourself!



MORE ON **PAGE 79**

## 2 A SMART CONNECTOR

NEW SUPPLEMENTS THE OVERALL STIHL CONNECTED SYSTEM

The new Smart Connector 2 A is the solution for connecting selected professional battery products of the STIHL AP-System. Smart Connector 2 A is installed at a designated position in the power tool housing and also delivers, for example, information on the speed, the power tool electronics, runtime, etc. which is then available in the STIHL connected Portal.



MORE ON **PAGE 247**

# MAINTENANCE & INSPECTION - EASIER THAN EVER BEFORE

Would you like to proactively support your STIHL power tools' reliability, operational readiness and service life? With our Service Kits, Cut Kits and Care & Clean Kits, you can now undertake simple standard maintenance and inspections of your power tools, as well as their care and cleaning. We have put together the components you'll need in a range of specific packages.



## **SERVICE KITS** FOR SIMPLE STANDARD MAINTENANCE TASKS

You can proactively support the reliability and service life of your STIHL petrol chainsaws and power tools simply through straightforward, regular maintenance. The service kits contain all the components you need to do this: an air filter, spark plug and fuel filter, in each case coordinated with your machine, which can be installed in a few simple steps.

➔ **Our service kits are available on the accessories pages of the respective product sections.**



## **CARE & CLEAN KITS** FOR SPECIFIC MACHINE MAINTENANCE

Cleaning and care are essential to ensuring your power tools offer reliable performance. With the STIHL care & clean kits, you will have the right components for specific, machine-relevant maintenance. Available for iMOW® and lawn mowers, hedge trimmers and long-reach hedge trimmers, as well as brushcutters and clearing saws.

➔ **Our clean & care kits can be found on page 256**



ADDITIONAL PRODUCTS IN OUR SELF-SERVICE RANGE:



**NEW** - AVAILABLE FROM SPRING 2022!

### HEXA UPGRADE KITS FOR HIGHER CUTTING PERFORMANCE

For retrofitting your chainsaw to the new STIHL professional cutting system. Each kit contains two Hexa saw chains, one Hexa file, and one wooden file handle.



➔ See page 83



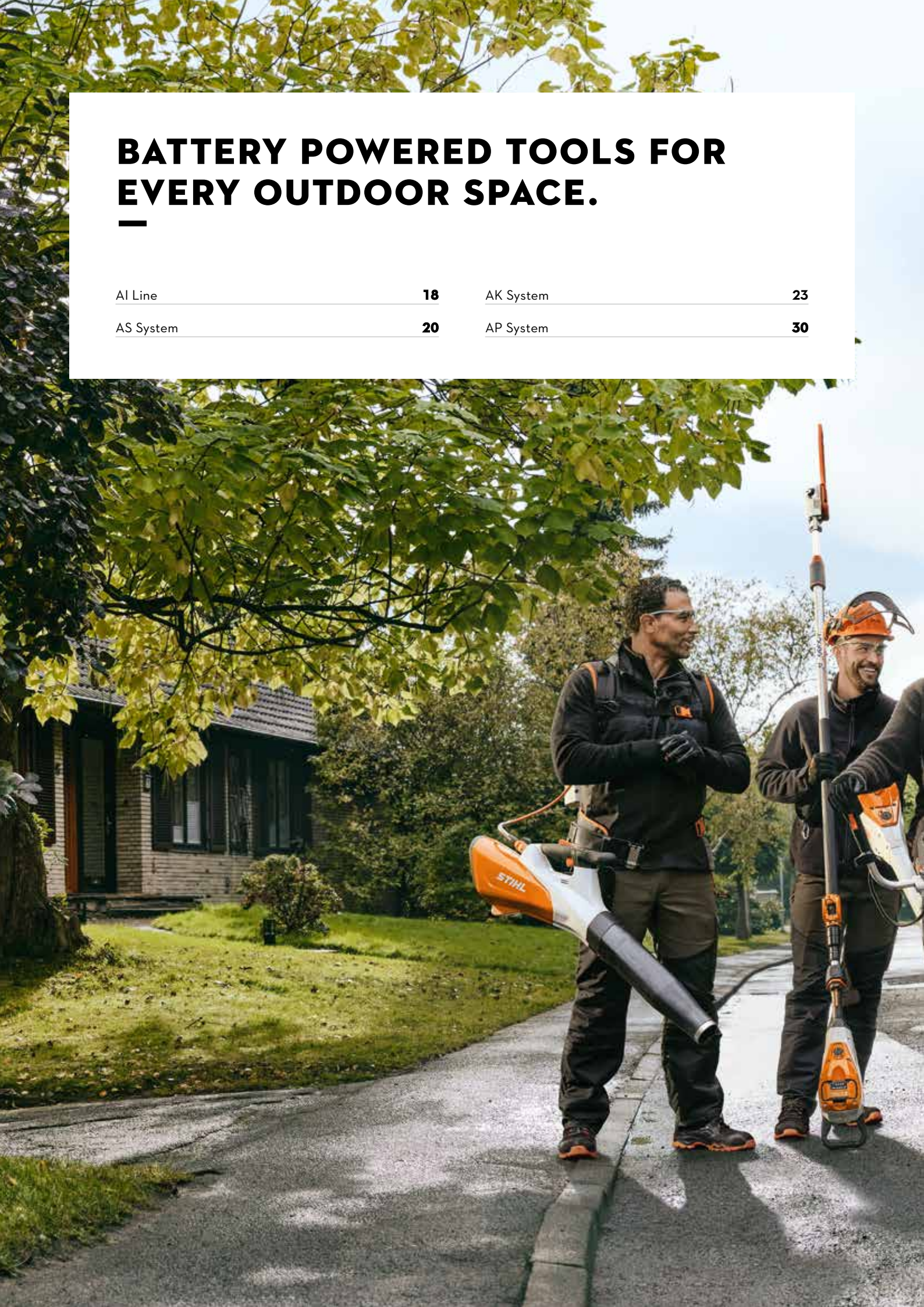
# BATTERY POWER. BY STIHL.





# BATTERY POWERED TOOLS FOR EVERY OUTDOOR SPACE.

|           |    |           |    |
|-----------|----|-----------|----|
| AI Line   | 18 | AK System | 23 |
| AS System | 20 | AP System | 30 |





# PACKED WITH POWER

## BATTERY POWER TOOLS FOR EVERY REQUIREMENT


Maintaining wooded and green areas poses a range of challenges. We offer four battery ranges, so you're sure to find the right tool for the job with STIHL. Powerful, comfortable to use and with plenty of battery options with long battery lives, battery tools can help you overcome the greatest challenges. Whether in personal or professional use, you can always rely on top performance with battery power from STIHL.



### GET SMALL GARDEN JOBS DONE AT A MOMENT'S NOTICE

#### AI LINE

With the quick and easy-to-operate power tools in the AI Line, you will be fantastically well equipped to deal with tasks in your garden. To charge the integrated battery, the power tool simply needs to be connected to a wall socket.



### COMPLETE A RANGE OF GARDEN JOBS WITH EASE

#### AS SYSTEM

The compact, easy-to-handle power tools in the AS System are perfect for occasional work outside the house and in garden maintenance. The power you need is reliably delivered by a an interchangeable AS 2 battery.







## MASTER YOUR MEDIUM TO LARGE GARDEN

### AK SYSTEM

You will be impressed by the power and endurance of the Ak System. Equipped with this flexible range of power tools, you can meet any challenge in your garden. All AK batteries can be easily combined with AL 101 and AL 300 chargers and any power tool from the Ak System.



## MAXIMUM POWER AND PERFORMANCE FOR PROFESSIONALS

### AP SYSTEM

Powerful performance, long battery life and outstanding handling are essential when tackling more demanding gardening jobs. STIHL's AP System offers quiet, emission free performance, particularly useful in noise-sensitive areas. This extensive system with a wide selection of products with exchangeable batteries and backpack batteries are suited to large gardens and for professional use.



## AI LINE



- For domestic users
- For tackling small garden jobs
- With integrated battery for rapid, straightforward handling
- Simply charge and go

**HSA 45**18 V • 2.3 kg<sup>Ⓞ</sup>

A very light battery hedge trimmer with good cutting performance, for trimming shrubs and hedges in your home's outdoor spaces. Double-sided trimming blade with 24 mm tooth spacing, integrated cut protection, screw-on tip protector, integrated lithium-ion battery (36 Wh) with charge-level indicator. Battery charging time: 145 min/210 min (80%/100%) For more information on features and technical details, see page 102.

Bar length           **50 cm**  
Order number       **4511 011 3504**

**BGA 45**18 V • 2.2 kg<sup>Ⓞ</sup>

Easy-to-manoeuvre battery blower for cleaning small outdoor areas at home. Round nozzle, integrated lithium-ion battery (45 Wh) with charge-level indicator. Battery charging time: 210 min/300 min (80%/100%). For more information on features and technical details, see page 212.

Order number       **4513 011 5904**



**FSA 45**







18 V • 2.3 kg<sup>Ⓢ</sup>



Compact battery brushcutter to make straightforward work of trimming and clearing in outdoor domestic areas. Integrated lithium-ion battery (36 Wh) with charge-level indicator, shaft and loop handle that can be adjusted without using tools, adjustable mowing unit working angle including for vertical edge trimming, easy to change between the PolyCut blade and mowing line without changing the mowing head, spacer bracket. Battery charging time: 145 min/210 min (80%/100%). For more information on features and technical details, see page 172.

Order number **4512 011 5704**



| BATTERY RANGES <sup>Ⓢ</sup> (EXAMPLE USE)  |  | WORKING HOURS PER BATTERY CHARGE <sup>Ⓢ</sup> (up to...) |                 |
|--|--|--|-----------------|
| <p><b>HSA 45</b></p>  | <p>Up to... of hedge</p>                          | 80 m <sup>2</sup>  | 40 min          |
| <p><b>BGA 45</b></p>  | <p>Dry leaves on asphalt:<br/>up to...</p>        | 200 m <sup>2</sup>                                       | 10 min          |
| <p><b>FSA 45</b></p>  | <p>Lawn edges: up to... /<br/>Lawn: up to...</p>  | 250 m / 50 m <sup>2</sup>                                | 20 min / 12 min |

Ⓢ The values provided are estimates and may vary depending on the actual cutting work done  
 Ⓢ The battery working times and area specifications for each battery charge are estimates and may vary depending on how the tool is used and what is being cut  
 Ⓢ Explanation of symbols on page 304



# AS SYSTEM



- For domestic users
- For grounds and garden maintenance
- With the powerful AS 2 battery



## HSA 26

10.8 V · 0.8 kg<sup>①</sup>



Lightweight and compact battery shrub shears with shrub and grass trimmer attachments. Shrub cutter to trim and maintain smaller, evergreen hedges and small-leaved ornamental trees, with optimised STIHL cutter geometry for an optimum cutting experience. Grass trimmer included for cutting lawn edges. Non-slip control handle for perfect ergonomics, rapid, tool-free blade change, and battery charge-level indicator so you can keep an eye on the remaining battery capacity at all times. The AS 2 battery works exclusively with the products in the AS System and is not compatible with the HSA 25. For more information on features and technical details, see page 22.

### Included in the set:

- 1 × AS 2 lithium-ion battery, 28 Wh, 10.8 V
- 1 × AL 1 standard charger
- 1 × shrub cutter, cutting length 20 cm, including blade scabbard
- 1 × grass trimmer, cutting width 12 cm, including blade scabbard
- 1 × black/orange carry bag with eyelets for wall-mounting

**HSA 26 set** with AS 2 and AL 1

Bar length **20 cm**

Order number **HA03 011 3510**

## TELESCOPIC SHAFT FOR HSA 26

Facilitates ergonomic working in an upright position. Easy and rapid connection with easy changeover of the AS 2 battery in the handle. Telescopic adjustment from 95 - 110 cm, working angle that can be adjusted through 125°, smooth-running rollers, soft handle. Fits the HSA 26 and is not compatible with the GTA 26 or the HSA 25.

Order number **HA03 710 7100**



<sup>①</sup> Weight excluding battery, including shrub cutter

<sup>②</sup> Weight excluding battery, including cutting attachment



## GTA 26

10.8 V • 1.2 kg<sup>Ⓢ</sup>

Battery garden pruner with a wide range of uses. For pruning trees and shrubs, cutting up garden waste, and building with wood. With a 1/4" PM3 chain for high cutting power and performance. Non-slip control handle for very good ergonomics. Tool-free chain replacement and flexible protective hood for safe work, with charge-level indicator. For more information on features and technical details, see page 284.

### Included in the set:

- 1 × AS 2 lithium-ion battery, 28 Wh, 10.8 V
- 1 × AL 1 standard charger
- 1 × Light guide bar, 10 cm
- 1 × 1/4" PM3 saw chain, 10 cm
- 1 × Multioil Bio, 50 ml
- 1 × black/orange carry bag with eyelets for wall-mounting

**GTA 26 set** with AS 2 and AL 1  
 Bar length **10 cm**  
 Order number **GA01 011 6910**

## HOLSTER FOR GTA 26

Enables you to carry the GTA 26 on your belt for quick access to the tool when working. The adjustable leg strap secures the holster on your thigh for more comfortable wear. The additional flap holds the GTA 26 securely in the holster.



Order number **GA01 490 1700**



## 1/4" PM3 SAW CHAIN - FOR POWERFUL CUTS WITH THE GTA 26

The 1/4" PM3 saw chain, combined with a chain speed of 8 m/s, ensures rapid progress in your work and a clean cutting pattern. Thanks to the sprocket cover with wingnut, the chain on the GTA 26 can be changed easily and without tools. Order information for the 1/4" PM3 saw chain for the Light guide bar is available on pages 88 and 89.



PAGE **254**

**MULTIOIL BIO**



Eco-friendly with a wide range of uses, for example chain lubrication for the GTA 26. Available in 50 ml.





**AS 2 BATTERY**

Lightweight, compact and powerful 10.8 V battery. Compatible with all 10.8 V power tools from the STIHL AS System (not HSA 25). 28 Wh battery power<sup>ⓐ</sup>. Weight: 0.2 kg.

Order number **EA02 400 6500**








**AL 1 STANDARD CHARGER**

240 V. Compatible with the STIHL AS 2 battery. With charge-level indicator (flashing LED pattern). Cable tie with Velcro tape. Wall-mounting possible.

Order number **EA03 430 2500**

**AS 2**



| BATTERY POWER <sup>ⓐ</sup>  |  | 28 Wh  |
|---|--|--|
| BATTERY CHARGING TIMES, CAPACITY: 80% / 100%  |  |  |
|  |  | 55 min / 70 min  |
| BATTERY RANGES <sup>ⓑ</sup> (EXAMPLE USE)   |  | WORKING HOURS PER BATTERY CHARGE <sup>ⓒ</sup> (up to...) |
| <b>HSA 26</b>   | Trim up to...  |  |
|  |  30 boxwood balls | 110 min  |
| <b>GTA 26</b>   | When sawing branches (Ø 4 cm), up to...  |  |
|  |  80 cuts          | 25 min   |

ⓐ Weight excluding battery and nozzles

ⓑ Explanation of symbols on page 304

ⓒ Power capacity according to the specifications of the cell manufacturer. The power capacity available during operation is lower, to increase service life

ⓓ The values provided are estimates and may vary depending on the actual cutting work done

ⓔ The battery working times and area specifications for each battery charge are estimates and may vary depending on how the tool is used and what is being cut

# AK SYSTEM

**AK III**  
SYSTEM

- For demanding occasional users
- For extensive work in your home garden
- With replaceable and powerful AK lithium-ion batteries



AK 20

## MSA 120 C-B

36 V • 0.8 kW<sup>Ⓢ</sup> • 2.7 kg<sup>Ⓢ</sup>



Lightweight battery chainsaw for grounds maintenance and straightforward but skilled manual jobs. Soft handle, quick and convenient chain change with STIHL Quick Chain Tensioning, oil tank with transparent viewing window, high cutting performance due to a 1/4" PM3 saw chain. For more information on features and technical details, see page 72.

**MSA 120 C-B** excluding battery and charger<sup>Ⓢ</sup>

Bar length **30 cm**  
Order number **1254 011 5870**

**MSA 120 C-B set** with AK 20 and AL 101<sup>Ⓢ</sup>

Bar length **30 cm**  
Order number **1254 011 5884**



AK 30

## MSA 140 C-B

36 V • 1.1 kW<sup>Ⓢ</sup> • 2.7 kg<sup>Ⓢ</sup>



Lightweight battery chainsaw for grounds maintenance and straightforward but skilled manual jobs. 25% more cutting performance than the MSA 120 C-B. Soft handle, quick and convenient chain change with STIHL Quick Chain Tensioning, oil tank with transparent viewing window, high cutting performance due to a 1/4" PM3 saw chain. For more information on features and technical details, see page 88 and 89.

**MSA 140 C-B** excluding battery and charger<sup>Ⓢ</sup>

Bar length **30 cm**  
Order number **1254 011 5840**

**MSA 140 C-B set** with AK 30 and AL 101<sup>Ⓢ</sup>

Bar length **30 cm**  
Order number **1254 011 5854**

B = Quick Chain Tensioning  
C = Comfort version  
R = Loop handle



AK 10



**HSA 56**

36 V • 2.9 kg<sup>②</sup>



Very lightweight battery hedge trimmer with high cutting performance, for trimming bushes and hedges in your garden at home. Double-sided trimming blade with 30 mm tooth spacing, integrated cut protection in a teardrop shape, and screw-on blade tip protector. For more information on features and technical details, see page 102.

HSA 56 excluding battery and charger

Bar length **45 cm**  
Order number **4521 011 3500**

HSA 56 set with AK 10 and AL 101

Bar length **45 cm**  
Order number **4521 011 3514**

AK 20



**BGA 57**

36 V • 2.3 kg<sup>①</sup>



Pleasantly quiet battery blower For use in residential areas, gathering leaves, grass, paper and other waste into piles. Round nozzle, soft handle, and three-setting length-adjustable blower tube that can be adapted to match the user's size. Flat nozzle for increased air speed available as an accessory. For more information on features and technical details, see page 212.

BGA 57 excluding battery and charger

Order number **4523 011 5960**

BGA 57 set with AK 20 and AL 101

Order number **4523 011 5974**

**FSA 57**

36 V • 2.7 kg<sup>②</sup>



AK 10

Very lightweight and easy-to-use battery brushcutter for maintaining lawns and lawn edges in outdoor areas around your home. Cutting circle diameter of 280 mm, adjustable shaft length at the press of a button and handle adjustment without any tools required. Spacer for mowing around obstacles such as trees and shrubs. Soft handle with an optimised usage concept. AutoCut C 3-2 nylon mowing head that can be refilled from the outside with no tools needed. Alternatively, the PolyCut 3-2 mowing head with plastic blades is available as an accessory. For more information on features and technical details, see page 172.



FSA 57 excluding battery and charger

Order number **4522 011 5730**

FSA 57 set with AK 10 and AL 101

Order number **4522 011 5744**

**FSA 60 R**

36 V • 3.1 kg<sup>②</sup>



AK 20

Battery grass trimmer in a contemporary design for lawn and lawn edge maintenance. Cutting circle diameter 350 mm. Ergonomic control handle with infinitely variable speed control, loop handle, and sturdy aluminium shaft. Spacer bracket for mowing around obstacles such as trees and shrubs. Easy loading bump feed C 6-2 AutoCut mowing head. Alternatively, the PolyCut 6-2 mowing head with plastic blades is available as an accessory. For more information on features and technical details, see page 172.



ACCESSORIES:  
**HARNES**



See page 169

FSA 60 R excluding battery and charger

Order number **FA04 011 5700**

FSA 60 R set with AK 20 and AL 101

Order number **FA04 011 5744**

① Further comparison values for petrol chainsaws are available on page 73  
 ② Weight excluding battery, including guide bar and saw chain  
 ③ With guide bar and saw chain  
 ④ Weight excluding battery

① Weight excluding battery, including cutting tool and guard  
 ② Explanation of symbols on page 304





AK 20

**RMA 235**36 V • 14.0 kg<sup>①</sup>

Lightweight, easy-to-manoeuvre battery lawn mower with a 33 cm cutting width for small areas of lawn. With automatic blade speed control, and flow-optimised blade for longer battery life. 25 - 65mm central cut-height adjustment. Folding bar with 2-setting height adjustment. Including folding 30-litre grass catcher box with fill-level indicator. Robust UV tolerant polymer housing. For more information on features and technical details, see page 152.

**RMA 235** excluding battery and charger

Order number **6311 011 1407**



AK 30

**RMA 460 V**36 V • 28.0 kg<sup>①</sup>

Efficient battery self-propelled lawn mower with a 46 cm cutting width for medium-sized areas of lawn. With automatic ECO blade speed control, 25 - 100mm central cut-height adjustment, 1.5km/h to 4.5km/h Vario wheel drive and 3-setting height-adjustable bar for comfortable work. Including 60-litre grass catcher. For more information on features and technical details, see page 152.

**RMA 460 V** excluding battery and charger

Order number **6368 011 1412**

**Additional versions:** RMA 460 see table, page 152



AK 30

**RMA 339**36 V • 16.0 kg<sup>①</sup>

Lightweight, manoeuvrable battery lawn mower with a 37 cm cutting width for small to medium-sized areas of lawn. With automatic ECO blade speed control, and flow-optimised blade for longer battery life. 20 - 70mm central cut-height adjustment as well as foldable handlebar. Including folding 40-litre grass catcher box with fill-level indicator. Robust UV tolerant polymer housing. For more information on features and technical details, see page 152.

**RMA 339** excluding battery and charger

Order number **6320 011 1416**

**RMA 339 set** with AK 30 and AL 101

Order number **6320 011 1445**



AK 30

**NEW -  
AVAILABLE  
FROM SPRING  
2022!**

**RLA 240**36 V • 15.0 kg<sup>①</sup>

Compact battery aerator for scarifying and combing smaller areas of lawn. Central adjustment of the working depth using a rotary switch on the housing, handlebar with 4-setting height adjustment, 34 cm working width, 16 blades. Including an aerator roller and 50-litre grass catcher box. For more information on features and technical details, see page 155.

**RLA 240** excluding battery and charger

Order number **6291 011 6600**

V = Vario wheel drive

① Weight excluding battery

② Weight excluding battery, guide bar and saw chain

③ Explanation of symbols on page 304


### HLA 56

36 V • 3.8 kg<sup>①</sup>



AK 20

Lightweight battery long-reach hedge trimmer for cutting taller hedges and shrubs in your home garden. double-sided trimming blade in a droplet shape, variably adjusted blade angle from -45° to +90°, detachable shaft for easy transport. Carrying length 115 cm, total length 210 cm. For more information on features and technical details, see page 108.



ACCESSORIES:

**HLA SHAFT EXTENSION**



**NEW PROTECTIVE FOOT**



See page 27

HLA 56 excluding battery and charger

Order number **HA01 011 2906**

**NEW** - AVAILABLE FROM SPRING 2022!

### HTA 50

36 V • 0.8 kW<sup>②</sup> • 3.6 kg<sup>③</sup>



AK 20

Lightweight battery pole pruner with high cutting performance for tree maintenance work of all types. 1/4" PM3 saw chain and side-mounted chain tensioning. With branch hook for easy removal of cuttings from the tree, semi-transparent oil tank, ergonomic control unit and detachable shaft for easy transport and space-saving storage. Total length 280 cm. For more information on features and technical details, see page 76.



ACCESSORIES:

**NEW**<sup>④</sup>  
**HTA SHAFT EXTENSION**



**NEW PROTECTIVE FOOT**



See page 27

HTA 50 excluding battery and charger<sup>④</sup>

Order number **LA02 011 6400**



① Weight excluding battery  
 ② Weight excluding battery, guide bar and saw chain  
 ③ With guide bar and saw chain  
 ④ Explanation of symbols on page 304

## AK BATTERIES

Compatible with the STIHL AK System. Lightweight lithium-ion batteries with charge-level indicator (four LEDs). Available with different power capacities.



**AK 10** 72 Wh battery power<sup>Ⓞ</sup>, 0,8 kg  
Order number **4520 400 6515**

**AK 20** 144 Wh battery power<sup>Ⓞ</sup>, 1,2 kg  
Order number **4520 400 6503**

**AK 30** 180 Wh battery power<sup>Ⓞ</sup>, 1,3 kg  
Order number **4520 400 6512**

## AL 101 STANDARD CHARGER

240 V. Compatible with STIHL AK and AP batteries. With charge-level indicator (LED). Cable tie with Velcro tape. Wall-mounting possible.



Order number **4850 430 2525**

## AL 300 QUICK CHARGER

240 V. For shorter charging times for STIHL AK, AP and ARL batteries. Device for wall attachment and cable winding in the casing base. With operating mode indicator via LED and active battery cooling.



Order number **4850 430 5500**

## HLA SHAFT EXTENSION

Simple 50 cm shaft extension for the HLA 56 battery long-reach hedge trimmer. Made from aluminium. Weight: 500 g.

Order number **HA01 710 7100**



**NEW** - AVAILABLE FROM SPRING 2022!

## HTA SHAFT EXTENSION

Simple 50 cm shaft extension for the HTA 50 battery pole pruner. Made from aluminium. Weight: 465 g.

Order number **LA02 820 5000**



**NEW**

## PROTECTIVE FOOT FOR THE HLA AND HTA

For protecting the power tool and battery from direct contact with the ground. For HLA 56 and HTA 50.

Order number **HA01 007 1000**



**AK 10**



**AK 20**



**AK 30**



**BATTERY POWER<sup>Ⓞ</sup>**

72 Wh

144 Wh

180 Wh

**BATTERY CHARGING TIMES, CAPACITY: 80% / 100%**

**AL 101**



70 / 95 min

135 / 180 min

160 / 205 min

**AL 300**



30 / 45 min

35 / 55 min

35 / 60 min

<sup>Ⓞ</sup> Power capacity according to the specifications of the cell manufacturer.  
The actual power capacity available during operation is lower, to increase service life















AK 10

AK 20

AK 30



| BATTERY RANGES <sup>®</sup> (EXAMPLE USE) AND WORKING TIME PER BATTERY CHARGE <sup>®</sup> (up to...)   |   |   |   |   |
|---|---|---|---|---|
| <p><b>MSA 120 C-B</b></p>    | <p>When sawing square timber (10 × 10 cm): up to...</p>  | <p>18 min<br/>60 cuts</p>                   | <p>40 min<br/>160 cuts</p>                    | <p>55 min<br/>190 cuts</p>                    |
| <p><b>MSA 140 C-B</b></p>    | <p>When sawing square timber (10 × 10 cm): up to...</p>  | <p>18 min<br/>60 cuts</p>                   | <p>40 min<br/>160 cuts</p>                    | <p>45 min<br/>210 cuts</p>                    |
| <p><b>HSA 56</b></p>   | <p>Up to... of hedge</p>                               | <p>50 min<br/>175 m<sup>2</sup></p>         | <p>100 min<br/>350 m<sup>2</sup></p>          | <p>120 min<br/>420 m<sup>2</sup></p>          |
| <p><b>FSA 57</b><br/>(with nylon mowing head)</p>                | <p>Lawn edges: up to.../<br/>Lawn: up to...</p>        | <p>25 min<br/>625 m / 125 m<sup>2</sup></p> | <p>50 min<br/>1,250 m / 250 m<sup>2</sup></p> | <p>60 min<br/>1,500 m / 300 m<sup>2</sup></p> |
| <p><b>FSA 60 R<sup>®</sup></b><br/>(with nylon mowing head)</p>  | <p>Lawn edges: up to.../<br/>Lawn: up to...</p>        | <p>13 min<br/>500 m / 100 m<sup>2</sup></p> | <p>30 min<br/>1,250 m / 250 m<sup>2</sup></p> | <p>38 min<br/>1,500 m / 300 m<sup>2</sup></p> |
| <p><b>BGA 57</b></p>   | <p>Dry leaves on asphalt:<br/>up to...</p>             | <p>10 min<br/>380 m<sup>2</sup></p>         | <p>22 min<br/>760 m<sup>2</sup></p>           | <p>27 min<br/>900 m<sup>2</sup></p>           |

■ Recommended battery  
■ Reduced tool performance

① The values provided are estimates and may vary depending on what is being cut or suctioned  
 ② The battery working times and area specifications for each battery charge are estimates and may vary depending on how the tool is used and what is being cut or suctioned


AK 10

AK 20

AK 30



**BATTERY RANGES<sup>®</sup> (EXAMPLE USE) AND WORKING TIME PER BATTERY CHARGE<sup>Ⓢ</sup> (up to...)**

|                               |   |   | AK 10                          | AK 20                                   | AK 30                                   |
|-------------------------------|---|---|--------------------------------|---|---|
| <b>RMA 235</b>                |    | Lawn: up to...<br>                                     | 150 m <sup>2</sup>             | 300 m <sup>2</sup>                      | 400 m <sup>2</sup>                      |
| <b>RMA 339</b>                |    | Lawn: up to...<br>                                     | 120 m <sup>2</sup>             | 250 m <sup>2</sup>                      | 330 m <sup>2</sup>                      |
| <b>RLA 240</b>                |   | Lawn: up to...<br>                                   | 96 m <sup>2</sup> <sup>Ⓢ</sup> | 190 m <sup>2</sup> <sup>Ⓢ</sup>         | 250 m <sup>2</sup> <sup>Ⓢ</sup>         |
| <b>RMA 460/RMA 460 V</b>      |  | Lawn: up to...<br>                                   | 120 m <sup>2</sup>             | 200 m <sup>2</sup> / 168 m <sup>2</sup> | 265 m <sup>2</sup> / 218 m <sup>2</sup> |
| <b>HLA 56</b>                 |  | Up to... of hedge<br>                                | 50 min<br>190 m <sup>2</sup>   | 100 min<br>380 m <sup>2</sup>           | 120 min<br>460 m <sup>2</sup>           |
| <b>NEW<sup>Ⓢ</sup> HTA 50</b> |  | When sawing square timber (10 × 10 cm): up to...<br> | 25 min<br>80 cuts              | 45 min<br>170 cuts                      | 60 min<br>220 cuts                      |

Ⓢ Available from spring 2022!

Ⓢ With higher output power tools, the same work is completed more quickly, e.g. with the FSA 60 R compared to the FSA 57



# AP SYSTEM

**APIII**  
SYSTEM

- For professional users
- For tree and garden maintenance as well as landscaping
- With powerful AP lithium-ion batteries or AR L backpack batteries



AP 200

## MSA 160 C-B

36 V • 1.25 kW<sup>Ⓢ</sup> • 3.1 kg<sup>Ⓢ</sup>



Battery chainsaw for use in noise-sensitive areas. STIHL Quick Chain Tensioning, tool-free bar lube cap, with 1/4" PM3 saw chain for a precise cut and high cutting performance. For more information on features and technical details, see page 73.

MSA 160 C-B excluding battery and charger<sup>Ⓢ</sup>

Bar length **30 cm**

Order number **1250 200 0049**



AP 300

## MSA 200 C-B

36 V • 1.8 kW<sup>Ⓢ</sup> • 3.3 kg<sup>Ⓢ</sup>



Battery chainsaw with high cutting performance for use in noise-sensitive areas. 44% more cutting performance compared to the MSA 160 C-B. STIHL Quick Chain Tensioning, tool-free bar lube cap, with 1/4" PM3 saw chain for a precise cut and high cutting performance. Metal bumper spikes. For more information on features and technical details, see page 73.

MSA 200 C-B excluding battery and charger<sup>Ⓢ</sup>

Bar length **35 cm**

Order number **1251 200 0021**

C = Comfort version  
B = Quick Chain Tensioning  
O = Oil sensor

Ⓢ Further comparison values for petrol chainsaws are available on page 73



AP 3005

**MSA 220 C-B**36 V • 2.1 kW<sup>Ⓢ</sup> • 3.6 kg<sup>Ⓢ</sup>

Battery chainsaw with a wide range of uses. Up to 20% more cutting performance compared to the MSA 200 C-B. Its high capacity and professional cutting attachment is suitable for a huge range of applications, such as felling and delimiting wood, cutting it to length, and building with it. Easy to manoeuvre, ergonomic and easy to use. STIHL Quick Chain Tensioning, tool-free bar lube cap, with  $\frac{3}{8}$ " PS3 saw chain for very high cutting performance, metal bumper spikes. For more information on features and technical details, see page 73.

**MSA 220 C-B** excluding battery and charger<sup>Ⓢ</sup>

Bar length **35 cm**  
Order number **1251 200 0072**

Bar length **40 cm**  
Order number **1251 200 0150**

**FULLY CONNECTED FLEET MANAGEMENT MADE SIMPLE**

The STIHL Smart Connector can be attached to petrol, electric and battery products, enabling it to transmit important information about your STIHL power tool via Bluetooth. See page 42 for additional information on STIHL connected.



<sup>Ⓢ</sup> Weight excluding battery, including guide bar and saw chain

<sup>Ⓢ</sup> With guide bar and saw chain

<sup>Ⓢ</sup> Explanation of symbols on page 304





**MSA 161 T**

36 V • 1.25 kW<sup>①</sup> • 2.5 kg<sup>②</sup>



Lightweight, professional battery arborist saws<sup>®</sup> for use in noise-sensitive areas. With 1/4" PM3 saw chain for a precise cut and high cutting performance, captive nut on the sprocket cover. For more information on features and technical details, see page 74.

MSA 161 T excluding battery and charger<sup>③</sup>

Bar length **30 cm**  
Order number **1252 200 0044**

# NEW AP 500 S

IMPRESSIVELY POWERFUL CLASS LEADING BATTERY FOR PROFESSIONALS



Our new AP 500 S is not only the most powerful AP battery from STIHL, but also features power laminate technology delivering double the number of charging cycles of a typical STIHL AP system battery. That's an impressive 2400 charge cycles without experiencing noticeable capacity loss. It has an integrated Bluetooth<sup>®</sup> interface for STIHL connected, so just like our AR L backpack batteries, it can be linked to the STIHL connected system<sup>®</sup> and managed like a power tool. This allows you to see the charge status via the STIHL connected App and monitor its daily usage.



| BATTERY POWER <sup>①</sup>  |   | 94 Wh | 187 Wh             | 227 Wh             | 281 Wh             | 337 Wh             |
|---|---|-------|--------------------|--------------------|--------------------|--------------------|
| BATTERY RANGES <sup>②</sup> (EXAMPLE USE) AND WORKING TIME PER BATTERY CHARGE <sup>③</sup> (up to...) |   |       |                    |                    |                    |                    |
| <b>MSA 160 C-B</b>  | When sawing square timber (10 x10 cm): up to... | -     | 42 min<br>210 cuts | 50 min<br>250 cuts | 62 min<br>310 cuts | 74 min<br>370 cuts |
| <b>MSA 161 T</b>  |   | -     | 42 min<br>200 cuts | 50 min<br>240 cuts | 62 min<br>300 cuts | 74 min<br>360 cuts |
| <b>MSA 200 C-B</b>  |   | -     | 35 min<br>160 cuts | 40 min<br>210 cuts | 50 min<br>270 cuts | 60 min<br>320 cuts |
| <b>MSA 220 C-B</b>  |   | -     | 32 min<br>150 cuts | 35 min<br>200 cuts | 37 min<br>270 cuts | 44 min<br>320 cuts |

! Only while stocks last!  
 Recommended battery  
 Reduced tool performance

C = Comfort version  
 T = Top handle

① Further comparison values for petrol chainsaws are available on page 73  
 ② Weight excluding battery, including guide bar and saw chain  
 ③ Specially designed for working among tree branches; should only be used by trained arborists





AP 200

**HSA 66**36 V • 3.1 kg<sup>Ⓞ</sup>

Battery hedge trimmers offer high cutting performance with a low weight, and maintain a constant stroke rate under load, even during tough jobs. 30 mm tooth spacing, teardrop-shaped cutter geometry holds twigs more effectively in the blade. Double-sided cutter blade, integrated cut protection, screw-on tip protector. For more information on features and technical details, see page 102.

**HSA 66** excluding battery and chargerBar length **50 cm**Order number **4851 011 3520**

AP 200

**HSA 86**36 V • 3.3 kg<sup>Ⓞ</sup>

The battery hedge trimmer offers high power and efficiency at a low weight. It ensures a constant stroke rate while pruning thick hedges. 33 mm tooth spacing, double-sided cutting blades, screw-on cut and tip protector. For more information on features and technical details, see page 102.

**HSA 86** excluding battery and chargerBar length **62 cm**Order number **4851 011 3521**

Ⓞ With guide bar and saw chain

Ⓞ Including lightweight guide bar

Ⓞ Power capacity according to the specifications of the cell manufacturer. The actual power capacity available during operation is lower, to increase service life

Ⓞ The values provided are estimates and may vary depending on the actual cutting work done

Ⓞ The battery working times and area specifications for each battery charge are estimates and may vary depending on how the tool is used and what is being cut

Ⓞ Weight excluding battery

Ⓞ Explanation of symbols on page 304

**HSA 94 R**36 V • 4.1 kg<sup>①</sup>

Extremely powerful and sturdy professional battery hedge trimmer with double-sided cutting blades in the pruning version. Low blade speed for powerful cuts. Increased service life due to new, improved EC brushless motor. Rotatable multi-function handle with three-setting stroke rate, ergonomic-operation loop handle with internal switch, friction-optimised blades and screw-on cut and tip protector. Mounting point for the STIHL Smart Connector 2 A<sup>®</sup> on the power tool housing. Battery operation with the aid of the AP holster with connecting cable and a carrying system, or an AR L backpack battery (see page 47). For more information on features and technical details, see page 102.

**HSA 94 R** excluding battery and charger

Bar length **75 cm**  
Order number **4869 011 3541**

**HSA 94 T**36 V • 3.7 kg<sup>①</sup>

Extremely powerful and sturdy professional battery hedge trimmer with double-sided cutting blades in the trimming version. High blade speed for a particularly precise and clean cutting pattern. Increased service life due to new, improved EC brushless motor. Turning multi-function handle with three-setting stroke rate, ergonomic-operation loop handle with internal switch, friction-optimised blades and screw-on cut and tip protector. Mounting point for the STIHL Smart Connector 2 A on the power tool housing. Battery operation with the aid of the AP holster with connecting cable and a carrying system, or an AR L backpack battery (see page 47). For more information on features and technical details, see page 102.

**HSA 94 T** excluding battery and charger

Bar length **60 cm**  
Order number **4869 011 3550**



**PREPARED FOR STIHL CONNECTED**

With the STIHL Smart Connector 2 A<sup>®</sup>, it's easy to integrate the HSA 94 R and HSA 94 T with STIHL connected. Simply unscrew the protective cover, plug into the tool's control module and re-insert the screws. From there the connector will collect information on the tool's serial number, power tool type, usage times and operating speed. Using Bluetooth<sup>®</sup>, the data is transferred to the STIHL connected App, and then on to the STIHL Cloud for analysis and further use in the STIHL connected Portal.

➔ You can find the Smart Connector 2 A and further information on STIHL connected digital fleet management from page 244

R = Loop handle  
T = Trimming

① Weight excluding battery  
② Weight excluding battery, including cutting tool and guard  
③ Weight excluding battery, cutting tool and guard

Ⓜ Explanation of symbols on page 304  
Ⓜ STIHL Connector 2 A available 2023

## FSA 86 R

36 V • 3.2 kg<sup>②</sup>



AP 200

Powerful battery brushcutter in a contemporary design for mowing along the side of obstacles, as well as around trees and bushes. Cutting circle diameter 350 mm. Ergonomic control handle with infinitely variable speed control, loop handle, and sturdy aluminium shaft, spacer bracket. With C 6-2 AutoCut mowing head. Alternatively, the PolyCut 6-2 mowing head with plastic blades is available as an accessory purchased separately. For more information on features and technical details, see page 172.



ACCESSORIES:

### HARNES



See page 177

### POLYCUT 6-2



See page 187

FSA 86 R excluding battery and charger  
Order number **FA05 011 5700**



## FSA 90

36 V • 3.2 kg<sup>②</sup>



AP 300

Battery brushcutter for working on large areas of tough grass. Cutting circle diameter 380 mm with line mowing head. Bike handle, control handle with STIHL ECOSPEED partial load function to extend working time. For more information on features and technical details, see page 172.



FSA 90 excluding battery and charger  
Order number **4863 200 0002**

**Additional versions:** FSA 90 R see table, page 172

## FSA 130

36 V • 4.5 kg<sup>②</sup>



AR 2000 L



Powerful and lightweight battery brushcutter for working on large areas of tough grass. Cutting circle diameter 420 mm with AutoCut C 26-2 mowing head. Three adjustable power levels, bike handle. Battery operation with the aid of the AP holster and connecting cable used with a carrying system and the support cushion set, or with an AR battery and the support cushion set (see page 47). For more information on features and technical details, see page 172.



FSA 130 excluding battery and charger  
Order number **4867 200 0000**

**Additional versions:** FSA 130 R see table, page 172

AP 200

AR 3000 L



**BGA 86**

36 V • 2.8 kg<sup>①</sup>



Very powerful, easy to use and comfortable to operate battery blower for professional use, particularly in urban areas. For removing leaves, plant waste, and dirt. Round nozzle, soft handle, three-setting length-adjustable blower tube, adjustable blowing force. Flat nozzle for increased air speed available as an accessory. For more information on features and technical details, see page 212.

**BGA 86** excluding battery and charger  
Order number **BA02 011 5900**



**BGA 200**

36 V • 3.2 kg<sup>①</sup>



The most powerful battery blower from STIHL. Pleasantly quiet for professional use in urban and noise-sensitive areas. Hand-held operation is ideal for use in narrow and awkward spaces. For extended periods or large areas of work, the dedicated comfort carrying system gives you the option of easily hooking the BGA 200 onto a STIHL harness (sold separately). Switching between hand-held and mounted mode is incredibly quick and easy. The curved shape of the BGA 200 ensures there is no tipping or turning effect on the blower, reducing the strain on your wrist. The second handle and locking throttle make it even more comfortable to use. At the press of a button, the blower tube length can be very easily adapted for different cleaning situations such as cleaning in corners. The comfort carrying system that is sold separately is secured to the belt of an AR backpack battery. For more information on features and technical details, see page 212.

**BGA 200** skin only  
Order number **BA01 011 5900**

**BGA 200** excluding battery and charger, but including comfort carrying system  
Order number **BA01 200 0000**

AR 3000 L



**BGA 100**

36 V • 2.5 kg<sup>①</sup>



Pleasantly quiet, lightweight and very powerful battery blower for professional use, especially in urban, noise-sensitive areas. Round nozzle, soft handle, three power levels with additional boost function, three-setting length-adjustable blower tube, lifting eyelet for support cushion that is available as an accessory. Flat nozzle for increased air speed to assist lifting wet leaves also available as an accessory. Battery operation via a connecting cable and battery belt, AP carrying system, or AR backpack battery (see page 47). For more information on features and technical details, see page 212.

**BGA 100** excluding battery and charger  
Order number **4866 011 5900**



**PROFESSIONAL TIP**  
POWER TOOLS WITH A SOCKET®

For an affordable alternative to the Set AR L battery and the AR L carrying system, you can purchase an AP battery, AP holster with connecting cable and the battery belt with harness.

FOR MORE INFORMATION, SEE **PAGE 44**

C = Comfort version  
V = Vario wheel drive

① Weight excluding battery  
② Delivery includes composite resin cutting wheel  
③ Weight excluding battery and cutting wheel  
④ Explanation of symbols on page 304  
⑤ AP System tools with a socket: FSA 130 / FSA 130 R / HSA 94 R/HSA 94 T/KMA 130 R/BGA 100/BGA 200



Scan the QR code to see the many features for the BGA 200 in action.

**RMA 443 C**36 V • 21.0 kg<sup>Ⓢ</sup>

Powerful and manoeuvrable battery lawn mower for larger areas of lawn. Adjustable mono comfort handlebars for ergonomic work. 6 position central cut-height adjustment, 25 - 75 mm, automatic ECO blade speed control, and flow-optimised blades ensure longer battery life. Robust UV tolerant polymer housing, folding 55-litre grass collection box with fill level display, cutting width 41 cm. For more information on features and technical details, see page 153.

RMA 443 C excluding battery and charger

Order number **6338 011 1412**

## ACCESSORIES:

**ADA 700  
DOUBLE  
BATTERY SLOT  
ADAPTER**

See page 46

**RMA 765 V**36 V • 44.0 kg<sup>Ⓢ</sup>

Robust professional self-propelled battery lawn mower for regular care of lawns in particularly noise-sensitive areas such as residential locations, schools, and hospital gardens. 63 cm cutting width, 2-blade flow-optimised mowing unit, 25 - 100 mm independent wheel cut-height adjustment, 6 stage electric Vario wheel drive, and height-adjustable folding comfort handlebar. 80-litre grass catcher box with fill-level indicator. For more information on features and technical details, see page 153.

RMA 765 V excluding battery and charger

Order number **6392 011 1407****RMA 510 V**36 V • 29.0 kg<sup>Ⓢ</sup>

Efficient self-propelled battery lawn mower with a 51 cm cutting width for medium to large-sized areas of lawn. Central cut-height adjustment (25 - 100 mm), 1.5 - 4.5 km/h electric Vario wheel drive and folding bar with 3-setting height adjustment for comfortable work. Including 70-litre grass catcher box with fill-level indicator. For more information on features and technical details, see page 153.

RMA 510 V excluding battery and charger

Order number **6372 011 1412****Additional versions:** RMA 510 see table, page 153**TSA 230<sup>Ⓢ</sup>**36 V • 3.9 kg<sup>Ⓢ</sup>

Easy-to-manoeuvre battery cut-off machine for 230 mm cutting wheels. Suitable for indoor and outdoor use, up to 70 mm cutting depth, water connection with ball valve and hose coupling for wet cutting, spindle lock, maintenance-free belt drive. Diamond cutting wheel sold separately. For more information on features and technical details, see page 132

TSA 230 excluding battery and charger

Order number **4864 011 6600**

### HTA 66

36 V • 1.05 kW<sup>①</sup> • 3.3 kg<sup>②</sup>



AP 200

Very lightweight and quiet yet powerful battery pole pruner for grounds, garden and orchard maintenance. With 1/4" PM3 saw chain for precise biting characteristics and good cutting performance, lightweight drive head with branch hook and rigid shaft. Total length 240 cm. For more information on features and technical details, see page 76.



ACCESSORIES:  
**PROTECTIVE FOOT**  
See page 46

HTA 66 excluding battery and charger<sup>③</sup>  
Order number **LA03 200 0004**

### HLA 66

36 V • 3.8 kg<sup>②</sup>



AP 200

Lightweight battery long-reach hedge trimmer for pruning hedges and shrubs as well as plants close to the ground. The cutter bar can be adjusted through 115° without the use of tools for head-height, side, and ground-level cutting. Double-sided cutting blade for a clean cutting pattern. Constant blade stroke and work progress under load. Loop handle, infinitely variable speed control, and intuitive control handle. Transport length with cutter bar folded up 125 cm; total length 205 cm. For more information on features and technical details, see page 108.



ACCESSORIES:  
**PROTECTIVE FOOT**  
See page 46

HLA 66 excluding battery and charger<sup>③</sup>  
Order number **4859 011 2910**


### HTA 86

36 V • 1.05 kW<sup>①</sup> • 4.6 kg<sup>②</sup>



AP 200

Powerful battery pole pruner. Quiet and very low-vibration. For professional use in tree maintenance, orchards and local authorities. For pruning trees, removing dead wood and breakage from storms, and for cutting back fruit trees. Lightweight and compact drive head with sturdy branch hook for easy removal of loose cuttings from the tree. Square telescopic shaft for high level of guide rigidity, protecting against twisting and deflection with rapid adjustment. 1/4" PM3 saw chain for precise biting characteristics and good cutting performance. Total length 270 - 390 cm. For more information on features and technical details, see page 76.



ACCESSORIES:  
**PROTECTIVE FOOT**  
See page 46

HTA 86 excluding battery and charger<sup>③</sup>  
Order number **LA03 200 0002**

### HLA 86

36 V • 4.8 kg<sup>②</sup>



AP 200

Battery long-reach hedge trimmer with significant range for professional use. Particularly well-suited for pruning tall hedges and shrubs as well as cutting back plants close to the ground. Ergonomic work due to a stable square-cut telescopic shaft. Both the shaft length and cutter bar can be adjusted tool-free. The cutter bar can be pivoted through 115° for head-height, side, and ground-level cutting. Double-sided cutting plate for a clean cutting pattern, variable speed control, and intuitive control handle. Transport length with cutter bar folded up 180 cm; total length 260 - 330 cm. For more information on features and technical details, see page 108.



ACCESSORIES:  
**PROTECTIVE FOOT**  
See page 46

HLA 86 excluding battery and charger<sup>③</sup>  
Order number **4859 011 2930**

R = Loop handle

① Further comparison values for petrol-driven pole pruners are available on page 76  
② Weight excluding battery, guide bar and saw chain  
③ Weight excluding battery

④ With guide bar and saw chain  
⑤ Weight excluding battery and KombiTool  
⑥ Weight excluding battery and content



AR 2000 L

**KMA 130 R**

36 V • 3.2 kg<sup>Ⓢ</sup>



Powerful, lightweight battery KombiEngine with high torque. Three power levels for energy-efficient and low-noise working, versatile use due to a wide range of STIHL KombiTools, harness. Battery operation with the aid of the AP holster and connecting cable used with a carrying system and the support cushion set, or with an AR battery and the support cushion set (see page 47). For more information on features and technical details, see page 116.

**KMA 130 R** excluding battery and charger

Order number **4867 011 6820**

**Additional versions:** KMA 135 R see page 41

**RELATED KOMBITOOLS:**

**FS-KM**  
NYLON MOWING  
HEAD



**NEW HT-KM**  
POLE PRUNERS



**FS-KM**  
GRASS-CUTTING  
BLADE



**BG-KM**  
BLOWER



**HL-KM 145°**  
LONG-REACH HEDGE  
TRIMMERS



**RG-KM**  
ROTARY CUTTING  
HEAD



**ADDITIONAL INFORMATION  
AND MORE KOMBITOOLS**

SEE **FROM PAGE 115**

ACCESSORIES:

**NEW HIP BELT  
WITH HOLSTER**



See page 44

AP 200

**NEW  
SGA 85**

36 V • 17.0 l • 6.2 kg<sup>Ⓢ</sup>



Comfortable battery sprayer for the application of liquid pesticides and fertilisers in gardening and landscaping as well as fruit, vegetable and wine cultivation. High-performance thanks to a powerful diaphragm pump with 6 bar of operating pressure. Adjustable hollow cone nozzle, infinitely variable pressure adjustment during operation by means of rotary controller, large filler opening for easy topping up of the tank, retainer for safe storage of the lance during breaks in work. Ergonomic carrying system with adjustable chest strap for very comfortable working. Additional hip belt and various nozzles available as accessories for a range of uses and applications. For more information on features and technical details, see page 191.

**SGA 85** excluding battery and charger

Order number **4854 011 7000**

**KGA 770**

36 V • Container capacity 50 l • Sweep width 77 cm • 16.0 kg<sup>Ⓢ</sup>



AP 200



Battery sweeping machine for large areas both indoors and outdoors. STIHL MultiClean PLUS sweeping system, 8-fold central height adjustment, lateral guide roller, transport handle, stores upright to save space, ergonomically shaped 2-fold height-adjustable push bar. Easy and effortless to push due to the battery operation of the circular brushes and power sweep. This enables thorough cleaning of edges and corners, even when the machine is stationary. The low-wear nylon bristles come with a four-year durability warranty. For more information on features and technical details, see page 218.

**KGA 770** excluding battery and charger

Order number **4860 011 4703**

Ⓢ Ear protection must be worn when using the BG-KM blower

Ⓢ Explanation of symbols on page 304



# REAL PROFESSIONAL PERFORMANCE. BATTERY POWERED.

## FOR THOSE WHO DEMAND MORE

The latest additions to the STIHL battery range are our most powerful yet. Whether it's the HLA 135 hedge trimmer, HTA 135 pole pruner, FSA 135 brushcutters, KMA 135 R KombiEngine or BGA 200 blower - STIHL has the right tool for any professional.

### HLA 135

36 V • 5.6 kg<sup>①</sup>



AP 200

The most powerful battery long reach hedge trimmer in the STIHL range, for professional use in noise-sensitive areas. For cutting shrubs and bushes as well as plants near the ground, and the whole spectrum from trimming to pruning. The cutter bar can be adjusted through 145° without the use of tools for head-height, side, and ground-level cutting. Double-sided cutting blade for a clean cutting pattern. Intuitive control handle with an LED display. Mounting point for the STIHL Smart Connector 2 A on the power tool housing. Total length unfolded 249 cm. For more information on features and technical details, see page 108.



HLA 135 excluding battery and charger

Order number **HA04 200 0001**

**Additional versions:** HLA 135 K, see table, page 108

### HTA 135

36 V • 1.5 kW<sup>②</sup> • 6.8 kg<sup>③</sup>



AP 300 S

The most powerful STIHL battery pole pruner. Quiet and low-vibration. For professional use in tree maintenance, orchards and local authorities. For pruning trees, removing dead wood and breakage from storms, and for cutting back fruit trees. 1/4" PM3 saw chain, lightweight magnesium transmission with cast-on, sturdy branch hook for easy removal of loose cuttings from the tree. Particularly rigid and guidable professional telescopic shaft with rapid adjustment for precise biting characteristics and a precise cut. Mounting point for the STIHL Smart Connector 2 A on the power tool housing. Total length 285 - 405 cm. For more information on features and technical details, see page 76.



**INCLUDING PROTECTIVE FOOT**

HTA 135 excluding battery and charger<sup>④</sup>

Order number **LA01 200 0002**

K = Shorter shaft  
R = Loop handle

① Weight excluding battery  
② Further comparison values for petrol-driven pole pruners are available on page 76  
③ Weight excluding battery, guide bar and saw chain, including protective foot  
④ Including guide bar, saw chain and protective foot



ACCESSORIES:

**PROTECTIVE FOOT**



See page 46

**KMA 135 R**

36 V • 3.4 kg<sup>Ⓢ</sup>



AP 3005




Robust and powerful battery KombiEngine in a contemporary design with an AP battery slot in the power tool. For working in noise-sensitive environments. Versatile use due to the wide range of 13 STIHL KombiTools. Ergonomic control handle with three-level speed preselection and LED display as well as infinitely variable speed control, loop handle, and air filter for long service life. Mounting point for the STIHL Smart Connector 2 A<sup>®</sup> on the power tool housing. For more information on features and technical details, see page 116.


**KMA 135 R** excluding battery and charger  
Order number **FA02 011 6800**

**COMPATIBLE WITH 13 KOMBITOOLS**

SEE FROM PAGE 115



 The battery power tools from the STIHL AP System have been designed for professional users and daily work, including in adverse weather conditions. All products with this mark can therefore also be used in the rain. Splashproof qualities are verified in complex and demanding internal testing.

 STIHL battery power tools with this symbol are also additionally certified in accordance with IPX4 protection class. This standard confirms the protection of the products against splash water from all sides, as already verified in internal testing.

**➔ You can find the 2 A Smart Connector and further information on STIHL connected digital fleet management on page 244.**

**FSA 135**

36 V • 4.9 kg<sup>Ⓢ</sup>



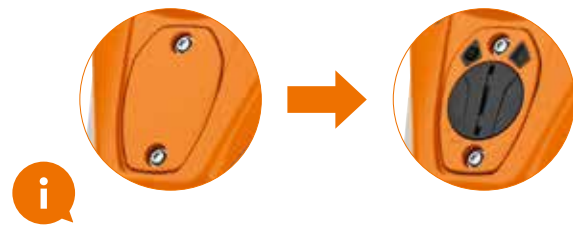
AP 3005

Robust and powerful battery brush-cutter with an AP battery slot in the power tool. For mowing grass and scrub in noise-sensitive settings. Cutting circle diameter 420 mm with line tool. Ergonomic control handle with 3 power level setting with LED display, bike handle, double shoulder harness, air filter for long service life and motor cooling. Versatile use due to wide range of STIHL cutting tools. Mounting point for the STIHL Smart Connector 2 A<sup>®</sup> on the power tool housing. For more information on features and technical details, see page 172.



**FSA 135** excluding battery and charger  
Order number **FA01 200 0001**

**Additional versions:** FSA 135 R see table, page 172



**PREPARED FOR STIHL CONNECTED**

With the STIHL 2 A<sup>®</sup> Smart Connector, you can easily integrate selected battery power tools from the AP System into STIHL connected. To do so, insert the 2 A Smart Connector at the designated position in the power tool housing, from where it receives data about the power tool such as its serial number, power tool type, cutting time and speed. Using Bluetooth<sup>®</sup>, the data is transferred to the STIHL connected App or to the STIHL connected Box, and then to the STIHL Cloud. The data is then available for analysis and further use in the STIHL connected App and the STIHL connected Portal.

**SMART CONNECTOR 2 A IS COMPATIBLE WITH**

- HLA 135
- FSA 135 R
- HSA 94 T\*
- HTA 135
- FSA 135
- KMA 135 R
- HSA 94 R\*

Ⓢ Weight excluding battery, including blade and guard  
Ⓢ Weight excluding battery and KombiTool  
Ⓢ Weight excluding battery, cutting tool and guard

Ⓢ Ear protection must be worn when using the BG-KM blower  
Ⓢ Explanation of symbols on page 304  
Ⓢ STIHL Connect 2 A available 2023  
\* 2022 version



# AP AND AR L BATTERIES

## POWERHOUSES FOR ANY CHALLENGE

### POWERFUL BATTERY FOR PROFESSIONALS

Our new AP 500 S is not only the most powerful AP battery from STIHL, but also features double the service life and twice as many possible charging cycles as the AP 300 S, our previous most-powerful option. It has an integrated Bluetooth® interface and, just like our AR L backpack batteries, can be linked to the STIHL connected system and managed like a power tool.

➔ More information on STIHL connected is available from page 244.



! AP 100

AP 200

AP 300

AP 300 S

NEW<sup>®</sup> AP 500 S

### AP BATTERIES

#### PRODUCT ADVANTAGES:

- ✓ POWERFUL LITHIUM-ION BATTERIES
- ✓ LOW WEIGHT
- ✓ CAN BE USED IN THE RAIN
- ✓ CHARGE STATUS DISPLAY VIA 4 GREEN LED LIGHTS
- ✓ LONG SERVICE LIFE

Compatible with the STIHL AP System. Very powerful lithium-ion batteries with charge-level indicator (four LEDs). Available with a range of power capacities and power levels.

! AP 100 94 Wh battery power<sup>Ⓛ</sup>, 0.9 kg  
Order number 4850 400 6550

AP 200 187 Wh battery power<sup>Ⓛ</sup>, 1.3 kg  
Order number 4850 400 6560

AP 300 227 Wh battery power<sup>Ⓛ</sup>, 1.8 kg  
Order number 4850 400 6570

AP 300 S 281 Wh battery power<sup>Ⓛ</sup>, 1.8 kg  
Order number 4850 400 6580

NEW<sup>®</sup> AP 500 S 337 Wh battery power<sup>Ⓛ</sup>, 2.0 kg  
Order number EA01 400 6500

! Only while stocks last!

Ⓛ Power capacity according to the specifications of the cell manufacturer.  
The actual power capacity available during operation is lower, to increase service life

Ⓜ Weight excluding carrying system  
Ⓝ Weight including carrying system



## AR L BATTERIES

### PRODUCT ADVANTAGES:

- ✓ LITHIUM-ION BATTERIES WITH VERY HIGH POWER CAPACITY
- ✓ CHARGE STATUS DISPLAY VIA 6 GREEN LED LIGHTS
- ✓ USB CONNECTION
- ✓ STIHL CONNECTED VIA AN INTEGRATED BLUETOOTH® INTERFACE
- ✓ COMFORTABLE CARRYING SYSTEM AS AN ACCESSORY
- ✓ CAN BE USED IN THE RAIN

Backpack lithium-ion batteries with high power capacities for long battery life, USB connection, and Bluetooth® interface for connection with STIHL connected. Sturdy housing with integrated carry handle and charge-level indicator (six LEDs). Can be directly connected with RMA 765 V. In combination with the AR L carrying system and AR L connecting cable, suitable for tools with a socket and in combination with an AP adapter for tools with a battery slot. Can be used in the rain.

**AR 2000 L** excluding connecting cable, AP adapter and carrying system  
1,015 Wh battery power<sup>①</sup>, 7.4 kg<sup>②</sup>  
Order number **4871 400 6510**

**AR 2000 L set** with connecting cable, AP adapter and carrying system  
1,015 Wh battery power<sup>①</sup>  
Order number **7019 200 0053**

**AR 2000 L set** with connecting cable and AP adapter  
(excluding carrying system)  
1,015 Wh battery power<sup>①</sup>  
Order number **4871 200 0000**

**AR 3000 L** excluding connecting cable, AP adapter and carrying system  
1,520 Wh battery power<sup>①</sup>, 9.5 kg<sup>②</sup>  
Order number **4871 400 6520**

**AR 3000 L set** with connecting cable, AP adapter and carrying system  
1,520 Wh battery power<sup>①</sup>  
Order number **7019 200 0052**

**AR 3000 L set** with connecting cable and AP adapter  
(excluding carrying system)  
1,520 Wh battery power<sup>①</sup>  
Order number **4871 200 0001**

① Explanation of symbols on page 304

② Available from Spring 2022!



## AR L CARRYING SYSTEM

Carrying system for tool-free attachment of AR 2000 L and AR 3000 L. With 3-setting length-adjustable shoulder straps for individual adjustment to user height and flexible hip belt for ergonomic work. Power is supplied via the connecting cable (not included) and, as an optional extra, the AP adapter powering AP Battery system tools with battery slot, such as a BGA 86 or HSA 86.

Order number **4871 490 0400**



## CONNECTING CABLE FOR AR L BATTERIES

For power supply when charging AR L batteries and when operating battery power tools. Cable length: 180 cm.

Order number **4871 440 2000**



## AR BACKPACK BATTERY

With USB socket for charging smartphones etc. Backpack lithium-ion battery with high energy capacity for longer periods of work. Sturdy housing with base and charge-level indicator (six LEDs), comfortable and ergonomic backpack system with integrated carry handle and rain cover.

### ONLY WHILE STOCKS LAST! AR 2000

916 Wh battery power<sup>①</sup>, 6.2 kg<sup>②</sup>/7.4 kg<sup>③</sup>  
Order number **4865 400 6511**





### AL 101 STANDARD CHARGER

240 V. Compatible with STIHL AK and AP batteries. With charge-level indicator (LED). Cable tie with Velcro tape. Wall-mounting possible.

Order number **4850 430 2520**



### QUICK CHARGERS


240 V. For shorter charging times for STIHL AK, AP and AR L batteries. Device for wall attachment and cable winding in the casing base. With operating mode indicator via LED and active battery cooling.

**AL 300**

Order number **4850 430 5500**

**AL 500**

Order number **4850 430 5700**



**NEW** – AVAILABLE FROM SPRING 2022!

### AL 301-4 MULTIPLE BATTERY CHARGER



240 V. Multiple battery charger for sequential charging of up to four AP batteries or AR L batteries with an AR L connecting cable and AP adapter. Can be secured either to the wall or on a shelf, or permanently installed in a vehicle. Energy supply via an external feed. With operating mode indicator via LED and active battery cooling. AR L connecting cable and AP adapter for charging AR L backpack batteries not included in the scope of delivery.

Order number **EA04 430 5504**

### AP CARRYING SYSTEM

Convenient, lightweight carrying system for up to two AP batteries. Can be used in combination with an AP holster and a connecting cable – as an alternative to AR L backpack batteries. Suitable for tools with a socket and tools with a battery slot.



Order number **4850 490 0400**

### NEW HIP BELT WITH HOLSTER

Makes it easier to carry the SGA 85 battery sprayer when full. During breaks at work, the lance of the SGA 85 can be secured in the holster of the hip belt.



Order number **4854 710 9100**

### AP HOLSTER WITH CONNECTING CABLE

Makes it possible to transfer energy between a STIHL AP battery and a tool with a socket. Can be combined with the carrying system and the battery belt with harness. Cable length: 120 cm. With integrated electronics for overload switching with acoustic signals.



Order number **4850 440 5101**



## BATTERY BELT WITH HARNESS

Sturdy and ergonomically shaped belt with comfortable harness for weight distribution across hips and shoulders. Reduced total weight in the hand, as the battery in the AP holster with connecting cable is worn on the belt. Power is supplied by combining with additional accessories, such as the AP holster with connecting cable for tools with a socket, and additionally with an AP adapter for tools with a battery slot. Not suitable for the BGA 200 comfort carrying system.

Order number **4850 490 0500**

### ACCESSORIES: BAG FOR BATTERY BELT

Can be used to easily carry another AP battery or accessories such as safety glasses, gloves or resin remover spray. Attaches to the battery belt or AR carrying system.



Order number **4850 491 0101**

### ACCESSORIES: AP ADAPTER

For power transfer between a STIHL AP battery, in combination with an AP holster and connecting cable, or with a STIHL AR L battery and a power tool with a battery slot, and for charging in combination with AL 300, AL 500, or AL 301-4.



**AP adapter** with connecting cable.  
Order number **7004 200 0011**

**AP adapter** without connecting cable.  
Order number **4850 440 0505**

### ACCESSORIES: WEIGHT KITS FOR AP ADAPTER

Attached to the AP adapter to improve the balance of the machine, e.g. for FSA 90, approx. 500 g.



Order number **4850 007 1001**

## SUPPORT CUSHION SET

Support cushion with belt adapter for securing the support cushion to the battery belt with harness on the AP carrying system or the AR L carrying system. For BGA 100, BGA 200, KMA 130 R, KMA 135 R, FSA 130, FSA 130 R, FSA 135, FSA 135 R.



Order number **0000 007 1045**

## COMFORT CARRYING SYSTEM FOR THE BGA 200



The comfort carrying system enables the BGA 200 to be used in different ways – either hand-held or hooked into a slot on the side of the user's body. These two modes can be switched between easily and incredibly rapidly, making your work so much easier – particularly during longer periods of use. The comfort carrying system can only be used in combination with a carrying system for AR L backpack batteries. It cannot be used with the battery belt or the AP carrying system. AR L batteries and the carrying system for AR L batteries are not included in the scope of delivery.

Order number **BA01 490 0400**



See the comfort carrying system in action with the BGA 200. Hover your smart phone camera over the QR code to view.



## BATTERY BOX

A space-saving and convenient way to transport batteries and chargers. Compatible with the Sortimo L-BOXX and Sortimo Globelyst in-vehicle systems.



### Size S

With organiser. For four batteries or two AP batteries and a AL 300 or AL 500 charger.

Order number **0000 882 9700**

### Size M

With anti-slip mat. For accessories, e.g. AR batteries, AP batteries, and AL chargers.

Order number **0000 882 9701**

### Size L

With anti-slip mat. For example for AP or AR batteries and chargers.

Order number **0000 882 9702**

### ACCESSORIES: BATTERY STORAGE BOX ORGANISER INSERT

Spare tray insert to fit small, medium and large battery storage boxes.

Order number **7013 871 0006**

## PROTECTIVE FEET

For protecting the power tool and battery from direct contact with the ground. For HTA 66, HTA 86, HLA 66 and HLA 86.



Order number **4857 007 1001**

For protecting the power tool and battery from direct contact with the ground. For HLA 135, HTA 135 and KMA 135 R. Already included with the purchase price of the HTA 135.



Order number **LA01 007 1002**



## PROFESSIONAL TIP POWER TOOLS WITH A SOCKET®

For an affordable alternative to the Set AR L battery and the AR L carrying system, you can purchase an AP battery, AP holster with connecting cable and the battery belt with harness.

FOR MORE INFORMATION, SEE **PAGE 47**



## CARRY BAG

Perfect for transporting and storing the tool together with the FS-KM or HL-KM KombiTools. Suitable for KMA 130 R, KMA 135 R, HSA 56, HSA 66, HSA 86, HLA 56, BGA 86, BGA 100 and all KombiEngines with loop handle.

Order number **0000 881 0507**

## ADA 700

Double battery slot adapter for use of two AP batteries, for RMA 765 V. AP batteries not included in scope of delivery.



Order number **6909 400 9401**

## PLUG COVER

For battery power tools with a socket, such as the HSA 94 R, HSA 94 T and KMA 130 R. Protects against dust and dirt during longer periods of storage.



Order number **4850 432 2301**

## COVER FOR AP SYSTEM BATTERY SLOT

For covering the battery slot on battery power tools in the STIHL AP System. Protects against dust and dirt during longer periods of storage.



Order number **4850 602 0900**

# POWER TOOLS WITH A SOCKET



## ENERGY SUPPLY AND CARRYING SYSTEMS



FSA 130 R

FSA 130

KMA 130 R

BGA 100

BGA 200

HSA 94 R

HSA 94 T

### BATTERY POWER SUPPLY

|  |                |   |   |
|--|----------------|---|---|
| <p>AP 100<br/>AP 200<br/>AP 300<br/>AP 300 S<br/><b>NEW</b> AP 500 S</p> <p>AP holster with connecting cable</p> | <p>AR 2000</p> | <p>AR 2000 L<br/>AR 3000 L</p> <p>Connecting cable for AR L batteries</p> | <p><b>For charging the battery</b></p> <p>AR 2000 L<br/>AR 3000 L</p> <p>Connecting cable for AR L batteries<br/>AP adapter</p> |
|--|----------------|---|---|

### CARRYING SYSTEMS

|  |                   |                                 |
|--|-------------------|---------------------------------|
| <p>Battery belt with harness or AP carrying system<sup>Ⓞ</sup></p> | <p>Integrated</p> | <p>Carrying system for AR L</p> |
|--|-------------------|---------------------------------|

### ATTACHMENT OPTIONS

|   |   |   |  |
|---|---|---|--|
| <p>Support cushion set for BGA 100, KMA 130 R and FSA 130/R</p> | <p>Support cushion set for BGA 100, KMA 130 R and FSA 130/R</p> | <p>Support cushion set for BGA 100, KMA 130 R and FSA 130/R</p> | <p>Comfort carrying system for the BGA 200<sup>Ⓞ</sup></p> |
|---|---|---|--|

<sup>Ⓞ</sup> The comfort carrying system for the BGA 200 can only be used with the carrying system for AR L batteries. It cannot be combined with the AP battery belt or the AP carrying system.



**AP 100**



**AP 200**



**AP 300**



**AP 300 S**



| BATTERY POWER <sup>①</sup> (Wh)  | 94                   | 187                   | 227                    | 281                    |
|--|----------------------|-----------------------|------------------------|------------------------|
| <b>BATTERY CHARGING TIMES, CAPACITY: 80%/100% (min)</b>                      |                      |                       |                        |                        |
| <b>AL 101</b>  | 75/100               | 150/200               | 190/250                | 230/300                |
| <b>AL 300</b>  | 30/45                | 40/55                 | 45/60                  | 55/70                  |
| <b>AL 500</b>  | 30/45                | 30/45                 | 25/35                  | 30/45                  |
| <b>WORKING HOURS PER BATTERY CHARGE<sup>②</sup> (up to ... min)</b>          |                      |                       |                        |                        |
| <b>MSA 160 C-B</b>   | -                    | 42                    | 50                     | 62                     |
| <b>MSA 200 C-B</b>   | -                    | 35                    | 40                     | 50                     |
| <b>MSA 220 C-B</b>   | -                    | 32                    | 35                     | 37                     |
| <b>MSA 161 T</b>   | -                    | 42                    | 50                     | 62                     |
| <b>HSA 66</b>  | 72                   | 144                   | 180                    | 223                    |
| <b>HSA 86</b>  | 72                   | 144                   | 180                    | 223                    |
| <b>HSA 94 R / HSA 94 T</b>   | 54 - 42 <sup>②</sup> | 108 - 84 <sup>②</sup> | 135 - 105 <sup>②</sup> | 167 - 130 <sup>②</sup> |
| <b>FSA 90 R</b> with nylon mowing head                                       | 12                   | 24                    | 30                     | 37                     |
| <b>FSA 90</b> with grass-cutting blade                                       | 18                   | 36                    | 45                     | 56                     |
| <b>FSA 130 R / FSA 135 R</b> with nylon mowing head                          | 14 - 10 <sup>②</sup> | 28 - 17 <sup>②</sup>  | 36 - 19 <sup>②</sup>   | 45 - 25 <sup>②③</sup>  |
| <b>FSA 130 / FSA 135</b> with grass-cutting blade                            | 25 - 16 <sup>②</sup> | 50 - 30 <sup>②</sup>  | 70 - 40 <sup>②</sup>   | 100 - 50 <sup>②③</sup> |
| <b>BGA 86</b>  | 11                   | 17                    | 21                     | 26                     |
| <b>BGA 100</b>   | 32 - 8 <sup>②</sup>  | 66 - 12 <sup>②</sup>  | 83 - 16 <sup>②</sup>   | 103 - 20 <sup>②</sup>  |
| <b>BGA 200</b>   | 24 - 6 <sup>②</sup>  | 49 - 7 <sup>②</sup>   | 78 - 12 <sup>②</sup>   | 95 - 14 <sup>②</sup>   |
| <b>HTA 66</b>  | 18                   | 42                    | 55                     | 68                     |
| <b>HTA 86</b>  | 18                   | 42                    | 55                     | 68                     |
| <b>HTA 135</b>   | 10                   | 22                    | 35                     | 45                     |
| <b>HLA 66</b>  | 72                   | 144                   | 180                    | 223                    |
| <b>HLA 86</b>  | 72                   | 144                   | 180                    | 223                    |
| <b>HLA 135 / HLA 135 K</b>   | 32                   | 64                    | 77                     | 95                     |
| <b>SGA 85</b> <span style="color: orange;">NEW</span>                        | 510                  | 1,000                 | -                      | -                      |
| <b>KMA 130 R / KMA 135 R</b><br>with FS-KM, nylon mowing head <sup>②</sup>   | 14 - 7 <sup>②</sup>  | 28 - 14 <sup>②</sup>  | 36 - 17 <sup>②</sup>   | 45 - 22 <sup>②③</sup>  |
| <b>KMA 130 R / KMA 135 R</b><br>with FS-KM, grass cutting blade <sup>②</sup> | 25 - 16 <sup>②</sup> | 50 - 30 <sup>②</sup>  | 70 - 40 <sup>②</sup>   | 100 - 50 <sup>②③</sup> |
| <b>TSA 230</b>   | 7                    | 14                    | 18                     | 22                     |
| <b>KGA 770</b>   | 84                   | 168                   | 210                    | 260                    |
| <b>RANGE PER BATTERY CHARGE<sup>②</sup> (up to ... m<sup>2</sup>)</b>        |                      |                       |                        |                        |
| <b>RMA 443 C</b>   | 180                  | 360                   | 440                    | 540                    |
| <b>RMA 510</b>   | 150                  | 230                   | 280                    | 336                    |
| <b>RMA 510 V</b>   | 150                  | 196                   | 238                    | 286                    |
| <b>RMA 765 V</b>   | -                    | -                     | 330                    | 400                    |

■ Recommended battery  
■ Reduced tool performance  
- Not recommended

■ Only while stocks last!

① Power capacity according to the specifications of the cell manufacturer.  
 The actual power capacity available during operation is lower, to increase service life  
 ② The battery working times and area specifications for each battery charge are estimates and may vary depending on how the tool is used and what is being cut



**NEW**  
**AP 500 S**



337

**AR 2000**



**AR 2000 L**



1,015

**AR 3000 L**



1,520

|  | AP 500 S              | AR 2000                | AR 2000 L               | AR 3000 L              |
|--|-----------------------|------------------------|-------------------------|------------------------|
|  | 280 / 355             | -                      | -                       | -                      |
|  | 70 / 90               | 190 / 215              | 210 / 270               | 310 / 400              |
|  | 40 / 55               | 100 / 130              | 110 / 150               | 170 / 220              |
|  | 74                    | 180                    | 195                     | 300                    |
|  | 60                    | 160                    | 175                     | 260                    |
|  | 44                    | 160                    | 201                     | 281                    |
|  | 74                    | 180                    | 195                     | 300                    |
|  | 268 <sup>Ⓢ</sup>      | 660                    | 715                     | 1,040                  |
|  | 268 <sup>Ⓢ</sup>      | 660                    | 715                     | 1,040                  |
|  | 200 - 155             | 550 - 450 <sup>Ⓢ</sup> | 690 - 565 <sup>Ⓢ</sup>  | 985 - 800 <sup>Ⓢ</sup> |
|  | 44                    | 120                    | 130                     | 195                    |
|  | 67                    | 180                    | 195                     | 290                    |
|  | 54 - 30 <sup>Ⓢ</sup>  | 150 - 82 <sup>Ⓢ</sup>  | 160 - 90 <sup>ⓈⓈ</sup>  | 220 - 130 <sup>Ⓢ</sup> |
|  | 120 - 60              | 300 - 150 <sup>Ⓢ</sup> | 310 - 160 <sup>ⓈⓈ</sup> | 430 - 240 <sup>Ⓢ</sup> |
|  | 31                    | 84                     | 90                      | 140                    |
|  | 123 - 24 <sup>Ⓢ</sup> | 300 - 60 <sup>Ⓢ</sup>  | 320 - 65 <sup>Ⓢ</sup>   | 510 - 95 <sup>Ⓢ</sup>  |
|  | 114 - 17 <sup>Ⓢ</sup> | 295 - 43 <sup>Ⓢ</sup>  | 315 - 53 <sup>Ⓢ</sup>   | 500 - 85 <sup>Ⓢ</sup>  |
|  | 82                    | 180                    | 195                     | 300                    |
|  | 82                    | 180                    | 195                     | 300                    |
|  | 54                    | 130                    | 160                     | 240                    |
|  | 268                   | 660                    | 715                     | 1,040                  |
|  | 268                   | 660                    | 715                     | 1,040                  |
|  | 114                   | 310                    | 345                     | 520                    |
|  | -                     | -                      | -                       | -                      |
|  | 54 - 26 <sup>Ⓢ</sup>  | 150 - 70 <sup>Ⓢ</sup>  | 160 - 80 <sup>ⓈⓈ</sup>  | 200 - 115 <sup>Ⓢ</sup> |
|  | 120 - 60 <sup>Ⓢ</sup> | 300 - 150 <sup>Ⓢ</sup> | 310 - 160 <sup>ⓈⓈ</sup> | 430 - 240 <sup>Ⓢ</sup> |
|  | 26                    | 75                     | 80                      | 125                    |
|  | 312                   | -                      | -                       | -                      |
|  | 650                   | -                      | -                       | -                      |
|  | 440                   | -                      | -                       | -                      |
|  | 343                   | -                      | -                       | -                      |
|  | 480                   | -                      | 2,050                   | 3,100                  |

Ⓢ Working times in combination with other KombiTools are available at [stihl.com.au/STIHL-Products/Battery-Power-By-STIHL](http://stihl.com.au/STIHL-Products/Battery-Power-By-STIHL)  
 Ⓢ Only recommended when using the AP holster  
 Ⓢ Level 1 - level 3 / 4

Ⓢ Level 1 - level 3 / boost  
 Ⓢ Recommended battery for FSA 135 R  
 Ⓢ Recommended battery for FSA 130 R  
 Ⓢ Recommended battery for FSA 135

Ⓢ Recommended battery for FSA 130  
 Ⓢ Recommended battery for KMA 135 R  
 Ⓢ Recommended battery for KMA 130 R






# MASTER EVERY TASK WITH OUR POWER AND PRECISION.



---

|  |           |   |           |
|--|-----------|---|-----------|
| Chainsaws for domestic users               | <b>53</b> | Accessories and parts for chainsaws       | <b>66</b> |
| Chainsaws for agriculture and horticulture | <b>55</b> | Pole pruners, accessories and parts       | <b>68</b> |
| Chainsaws for forestry work                | <b>57</b> | Saw chains                                | <b>81</b> |
| Arborist saws                              | <b>62</b> | Guide bars                                | <b>86</b> |
| Emergency services saws                    | <b>64</b> | Tools for maintaining cutting attachments | <b>90</b> |
| Electric chainsaws                         | <b>65</b> |   |           |

# CHAINSAWS IN DETAIL



## TECHNOLOGY

- 01** LONG-LIFE AIR FILTER SYSTEM WITH AIR ROUTING  
Offers a significantly longer filter service life in comparison with traditional air filter systems.
- 02** HD2 FILTER  
Keeps even the finest dust away from the engine, ensuring a particularly long service life. Easy to wash clean.
- 03** STIHL M-TRONIC  
 When cold starting, you only need to use a single start position on the combi-lever. Makes full throttle possible immediately after starting. Calculates the amount of fuel required and supplies it in line with requirements
- 04** CONTROLLED-DELIVERY OIL PUMP  
Allows the user to select just the right amount of oil for the job at hand.
- 05** STIHL INJECTION  
 Injection stands for the ideal power-to-weight ratio, compact design, and optimum engine performance. Operation is easier than ever. The combi-lever is no longer needed - just press the stop button to switch off the device.

## COMFORT

- 06** DECOMPRESSION VALVE  
Reduces the starting power needed, making it easier to start the chainsaw.
- 07** STIHL ELASTOSTART  
The special shock absorber grip means a smooth start-up process without sudden load peaks.
- 08** TOOL-FREE FUEL CAP  
Allows the user to open and close the tank cap quickly, easily and without tools.
- 09** STIHL EASY2START  
Ensures comfortable and effortless starting - the spring between the start-up pulley and the crankshaft does the work during start-up.
- 10** STIHL QUICK CHAIN TENSIONING  
With STIHL Quick Chain Tensioning, it's easy to adjust the saw chain, with no need for tools and without coming into contact with the sharp saw chain itself. Just release the sprocket cover and turn the adjusting wheel to set the optimum tension.

Please note that not all products are equipped with the features presented here. Only the most important features are described on this page. For further explanations and information, see from page 306 or online at [www.stihl.com.au](http://www.stihl.com.au)

B = STIHL quick chain tensioning  
C = Comfort version

Ⓜ Further comparison values for petrol chainsaws are available on page 73  
Ⓜ Weight excluding battery, including guide bar and saw chain

Ⓜ With guide bar and saw chain  
Ⓜ Explanation of symbols on page 304  
Ⓜ Weight excluding guide bar and saw chain

# CHAINSAWS FOR DOMESTIC USERS

- For domestic users and tradespeople
- Excellent for cutting firewood
- For grounds maintenance
- For felling small trees
- For building with wood.



## MSA 120 C-B

36 V · 0.85 kW<sup>①</sup> · 2.7 kg<sup>②</sup>



Lightweight battery chainsaw for grounds maintenance and straightforward but skilled manual jobs. Soft handle, quick and convenient chain change with STIHL Quick Chain Tensioning, oil tank with transparent viewing window, high cutting performance due to a 1/4" PM3 saw chain.

MSA 120 C-B excluding battery and charger<sup>③</sup>

Bar length **30 cm**  
Order number **1254 011 5870**

MSA 120 C-B set with AK 20 and AL 101<sup>③</sup>

Bar length **30 cm**  
Order number **1254 011 5884**



## MSA 140 C-B

36 V · 1.1 kW<sup>①</sup> · 2.7 kg<sup>②</sup>



Lightweight battery chainsaw for grounds maintenance and straightforward but skilled manual jobs. 25% more cutting performance than the MSA 120 C-B. Soft handle, quick and convenient chain change with STIHL Quick Chain Tensioning, oil tank with transparent viewing window, high cutting performance due to a 1/4" PM3 saw chain.

MSA 140 C-B excluding battery and charger<sup>③</sup>

Bar length **30 cm**  
Order number **1254 011 5840**

MSA 140 C-B set with AK 30 and AL 101<sup>③</sup>

Bar length **30 cm**  
Order number **1254 011 5854**

## MS 170

30.1 cm<sup>3</sup> · 1.3 kW / 1.8 hp · 3.9 kg<sup>②</sup>



Entry-level model for cutting firewood. Easy operation thanks to the combi-lever.

Bar length **35 cm**  
Order number **1130 200 0514**





### MS 171

31.8 cm<sup>3</sup> • 1.3 kW / 1.8 hp • 4.3 kg<sup>Ⓞ</sup>

An advanced saw for cutting firewood and grounds maintenance. Side-mounted chain tensioning for safe and easy chain tensioning, long-life air filter system with routing prevents the air filter from clogging prematurely.

Bar length **35 cm**  
Order number **1139 200 0394**



### MS 211

35.2 cm<sup>3</sup> • 1.7 kW / 2.3 hp • 4.3 kg<sup>Ⓞ</sup>

Good for cutting firewood. Side-mounted chain tensioning, switchable summer and winter modes for optimum running performance in all conditions, 3/8" PM3 saw chain for good cutting performance.

Bar length **40 cm**  
Order number **1139 200 0387**

**Additional versions:** MS 211 C-BE, see table, page 73



### MS 180

31.8 cm<sup>3</sup> • 1.5 kW / 2.0 hp • 3.9 kg<sup>Ⓞ</sup>

Entry-level model for cutting firewood, with more power compared with the MS 170 and side-mounted chain tensioning for quick and safe chain tensioning. 40 cm version for cutting thicker branches than the MS 170.

Bar length **40 cm**  
Order number **1130 200 0515**



### MS 231

42.6 cm<sup>3</sup> • 2.0 kW / 2.7 hp • 4.8 kg<sup>Ⓞ</sup>

Great for cutting firewood and managing small trees. Side-mounted chain tensioning for safe and easy chain tensioning, HD2 heavy duty air filter system with routing for long cleaning intervals, tool-free fuel caps for safe and easy refuelling.

Bar length **40 cm**  
Order number **1143 200 0636**

**Additional versions:** MS 231 C-BE, see table, page 73



### MS 181

31.8 cm<sup>3</sup> • 1.5 kW / 2.0 hp • 4.3 kg<sup>Ⓞ</sup>

Very suitable for cutting firewood and grounds maintenance. Advanced features as with the MS 171. The additional power of the 40 cm version means it can also be used for felling smaller trees. Metal bumper spikes to easily and precisely guide the saw into the cut.

Bar length **40 cm**  
Order number **1139 200 0386**

**Additional versions:** MS 181 C-BE, see table, page 73



### MS 251

45.6 cm<sup>3</sup> • 2.2 kW / 3.0 hp • 4.8 kg<sup>Ⓞ</sup>

Suitable for harvesting firewood in the forest. Side-mounted chain tensioning, sturdy and durable .325" cutting attachment, with .325" Pro saw chain for improved cutting performance.

Bar length **45 cm**  
Order number **1143 200 0638**

**Additional versions:** MS 251 C-BE, see table, page 73

# CHAINSaws FOR AGRICULTURE AND HORTICULTURE

- For farmers, landscapers and tradespeople
- For landscape maintenance and cutting firewood and timber



## MSA 160 C-B

36 V • 1.25 kW<sup>Ⓢ</sup> • 3.1 kg<sup>Ⓢ</sup>



Battery chainsaw for use in noise-sensitive areas. STIHL Quick Chain Tensioning, tool-free bar lube cap, with 1/4" PM3 saw chain for a precise cut and high cutting performance.

MSA 160 C-B excluding battery and charger<sup>Ⓢ</sup>

Bar length **30 cm**  
Order number **1250 200 0049**



## MSA 200 C-B

36 V • 1.8 kW<sup>Ⓢ</sup> • 3.3 kg<sup>Ⓢ</sup>



Battery chainsaw with high cutting performance for use in noise-sensitive areas. 44% more cutting performance compared to the MSA 160 C-B. STIHL Quick Chain Tensioning, tool-free bar lube cap, with 1/4" PM3 saw chain for a precise cut and high cutting performance. Metal bumper spikes.

MSA 200 C-B excluding battery and charger<sup>Ⓢ</sup>

Bar length **35 cm**  
Order number **1251 200 0021**



## MSA 220 C-B

36 V • 2.1 kW<sup>Ⓢ</sup> • 3.6 kg<sup>Ⓢ</sup>



Battery chainsaw with a wide range of uses. Up to 20% more cutting performance compared to the MSA 200 C-B. Its high capacity and professional cutting attachment is suitable for a huge range of applications, such as felling and delimiting wood, cutting it to length, and building with it. Easy to manoeuvre, ergonomic and easy to use. STIHL Quick Chain Tensioning, tool-free bar lube cap, with 3/8" PS3 saw chain for very high cutting performance, metal bumper spikes.

MSA 220 C-B excluding battery and charger<sup>Ⓢ</sup>

Bar length **35 cm**  
Order number **1251 200 0072**

Bar length **40 cm**  
Order number **1251 200 0150**

B = STIHL quick chain tensioning  
C = Comfort version  
E = STIHL Easy2Start





### MS 271

50.2 cm<sup>3</sup> • 2.6 kW / 3.5 hp • 5.6 kg<sup>①</sup>

For harvesting firewood. HD2 air filter system with routing for a long filter service life, tool-free caps for safe and easy refuelling, fast service access thanks to one-piece engine cover. Side-mounted chain tensioning, sturdy and durable .325" saw chain for improved cutting performance.

Bar length **40 cm**  
Order number **1141 200 0621**



### MS 291

55.5 cm<sup>3</sup> • 2.8 kW / 3.8 hp • 5.6 kg<sup>①</sup>

Great for harvesting firewood. HD2 air filter system with routing for a long filter service life, tool-free fuel caps for safe and easy refuelling, 3/8" RM saw chain for good cutting performance.

Bar length **45 cm**  
Order number **1141 200 0641**

**Additional versions:** MS 291 C-BE, see table, page 73



### MS 391

64.1 cm<sup>3</sup> • 3.3 kW / 4.5 hp • 6.2 kg<sup>①</sup>

Great for cutting firewood and for building with wood. HD2 air filter system with routing for very long filter service life and decompression valve for effortless starting.

Bar length **50 cm**  
Order number **1140 200 0689**



### MS 311

59.0 cm<sup>3</sup> • 3.1 kW / 4.2 hp • 6.2 kg<sup>①</sup>

For felling in medium-density trees. HD2 air filter system with routing for very long filter service life and decompression valve for effortless starting.

Bar length **45 cm**  
Order number **1140 200 0742**

Bar length **50 cm**  
Order number **1140 200 0695**



### PROFESSIONAL TIP MOTOMIX FUEL MIXTURE

For maximum performance and efficiency use STIHL MotoMix premium premixed 2-stroke fuel. For full description see page 251.

|              |                      |              |                      |
|--------------|----------------------|--------------|----------------------|
| <b>11</b>    | <b>7004 874 0102</b> | <b>601</b>   | <b>7004 874 0104</b> |
| Order number |                      | Order number |                      |
| <b>41</b>    | <b>7004 874 0103</b> | <b>2051</b>  | <b>7004 874 0105</b> |
| Order number |                      | Order number |                      |



### APPROPRIATE FUELS AND LUBRICANTS

SEE FROM PAGE 250

① Further comparison values for petrol-driven chainsaws are available on page 73  
② Weight excluding battery, including guide bar and saw chain  
③ With guide bar and saw chain

① Weight excluding fuel, guide bar and saw chain  
② Explanation of symbols on page 304  
③ For explanation of quality marks, see page 311



# CHAINSAWS FOR FORESTRY WORK

- Powerful, sustained and responsive
- Designed to overcome any professional challenge
- For all forestry work: felling, delimiting and cutting to length
- High performance, low weight and superb to work with
- Many models are fitted with STIHL M-Tronic as standard



## MS 261 C-M

50.2 cm<sup>3</sup> • 3.0 kW / 4.1 hp • 5.2 kg<sup>Ⓞ</sup>

Great for working in low-density and medium-density trees. Single start position and stop button function mean easy starting. Long-life air filter system with HD2 heavy duty filter necessitating only occasional cleaning, STIHL M-Tronic for optimum engine performance at all times and captive nuts on the sprocket cover. Side-mounted chain tensioning, sturdy and durable .325" saw chain for improved cutting performance.

Bar length **40 cm**  
Order number **1141 200 0620**



## MS 362 C-M

59.0 cm<sup>3</sup> • 3.5 kW / 4.8 hp • 5.8 kg<sup>Ⓞ</sup>

Great for working in medium-density trees. Long-life air filter system with HD2 heavy duty filter for an excellent filtering effect, STIHL M-Tronic for optimum engine performance at all times, easy starting thanks to a single start position and stop-button function, captive nuts on the sprocket cover for quick and easy chain replacement.

Bar length **45 cm**  
Order number **1140 200 0691**

Bar length **50 cm**  
Order number **1140 200 0692**

C = Comfort version  
M = STIHL M-Tronic  
i = STIHL Injection

Ⓞ Weight excluding fuel, guide bar and saw chain



### MS 400 C-M

66.8 cm<sup>3</sup> • 4.0 kW / 5.3 hp • 5.8 kg<sup>Ⓞ</sup>

The world's first chainsaw to include a magnesium piston, for a fantastic power-to-weight ratio and a high maximum speed. With excellent cutting performance for professional use in forests. Ideal for felling, delimiting, and preparation of wood in medium-density stands. Long-life air filter system with HD2 filter for excellent filtering effect. Easy and reliable starting thanks to a single start position and stop-button function, STIHL M-Tronic for consistently high engine performance. Captive nuts on the sprocket cover; tool-free fuel caps for easy and safe filling with fuels and lubricants.

Bar length **50 cm**  
Order number **1140 200 0475**

**NEW WITH HEXA CUTTING SYSTEM FOR +10% CUTTING PERFORMANCE:**<sup>Ⓞ</sup> Hexa saw chain.

Bar length 50 cm  
Order number 1140 200 0786



### MS 462 C-M

72.2 cm<sup>3</sup> • 4.4 kW / 6.0 hp • 6.0 kg<sup>Ⓞ</sup>

The lightest high-performance saw in the 70 cm<sup>3</sup> cubic capacity class. Extraordinarily easy to manoeuvre, with outstanding acceleration. For felling and delimiting in medium-density and high-density stands. Fitted with STIHL M-Tronic as standard, controlled-delivery high-performance oil pump for a high flow rate, and air filter system with HD2 filter with very good filtering effect. Captive nuts on the sprocket cover make it easy to change the chain; tool-free fuel caps for easy and safe filling with fuels and lubricants.

Bar length 50 cm  
Order number 1142 200 0008

Bar length **50 cm** - ES Light bar option  
Order number **1142 200 0114**

**NEW WITH HEXA CUTTING SYSTEM FOR +10% CUTTING PERFORMANCE:**<sup>Ⓞ</sup> Hexa saw chain.

Bar length 50 cm  
Order number 1142 200 0264



PAGE **79**

**NEW**  
**HEXA UPGRADE KITS**

FOR EASILY RETROFITTING YOUR  
STIHL CHAINSAW TO THE NEW  
HEXA CUTTING SYSTEM

**Each kit contains:**

- 2 x Hexa saw chain
- 1 x Hexa file (5.2 x 200 mm)
- 1 x wooden handle for the Hexa file



### PROFESSIONAL TIP

The HD2 filter in our chainsaws guarantees consistent performance - even in extreme conditions. Its extraordinarily fine-pored filter material keeps even very fine dust and dirt away from the engine. To clean it, remove the HD2 filter and spray it with STIHL Varioclean, briefly leaving it to work before rinsing out with warm water and letting the filter dry. Then it will be ready to use again.

For video instructions hover your smart phone camera over the QR code to view.



C = Comfort version  
M = STIHL M-Tronic  
i = STIHL Injection

Ⓞ Weight excluding fuel, guide bar and saw chain  
Ⓜ Including lightweight guide bar

Ⓞ Compared with a 3/8" RS saw chain

# POWER TO WEIGHT PERFORMANCE.

## MS 400 C-M PETROL CHAINSAW



### STIHL ROLLOMATIC ES LIGHT GUIDE BAR

- 30% lighter than the Rollomatic ES
- Closed bearings for maintenance free lifetime lubrication
- Ematic® system for up to 60% less oil consumption\*

### STIHL QUICKSTOP® Chain brake system

### NEW DESIGN ENGINE 66.8CC - High displacement/ low weight

### NEW M-TRONIC 3.0

- Optimum performance at all times
- Exceptional cold starting
- Enhanced automatic calibration

### HEAVY DUTY HD2 AIR FILTER Extended service life

### MASTER CONTROL LEVER Simple one position starting

### STIHL ANTI-VIBRATION SYSTEM For extended working time and user comfort

### RAPID SUPER .063" CHAIN Superior cutting performance. Ideal for professional forestry and harvesting wood

### OILOMATIC® DRIVE LINKS

- Channels oil directly to rivets
- Reduced volume of bar oil needed
- Extended the life of the saw chain and guide bar
- Superior lubrication
- Reduced oil consumption

### DEMAND DRIVEN OIL SUPPLY For optimised chain lubrication

### STIHL ELASTOSTART To absorb starting compression pressure

- WORLD'S FIRST MAGNESIUM PISTON CHAINSAW**
- 1.45KG/KW - BEST IN CLASS POWER TO WEIGHT**
- 14,000 RPM - BEST IN CLASS SPEED**

\*Compared to a standard guide bar, when used with STIHL Oilomatic saw chain.





## MS 500i

79.2 cm<sup>3</sup> • 5.0 kW / 6.8 hp • 6.4 kg<sup>①</sup>

The first chainsaw with STIHL electronically controlled fuel injection. The best power-to-weight ratio on the market. Ideal for heavy timber harvesting and preparation thanks to its lightweight construction and excellent acceleration. Optimised bumper spikes, HD2 heavy duty filter with very good filtering effect, captive nut on the sprocket cover and tool-free filter cap, controlled-delivery, high-performance oil pump for high flow rate, tool-free caps for easy and safe filling of fuels and lubricants.

Bar length 50 cm<sup>②</sup>  
Order number 1147 200 0021


### NEW WITH HEXA CUTTING SYSTEM FOR +10% CUTTING PERFORMANCE:<sup>③</sup> Hexa saw chain.

Bar length 50 cm  
Order number 1147 200 0093

Bar length 63 cm<sup>②</sup>  
Order number 11147 200 0023



## PROFESSIONAL TIP

 STIHL Injection allows the MS 500i to achieve the best power-to-weight ratio and a compact design. The built-in sensors and engine mapping give optimum engine performance and acceleration at all times under all use conditions.





### MS 661 C-MAGNUM

91.1 cm<sup>3</sup> • 5.4 kW / 7.3 hp • 7.4 kg<sup>①</sup>

The competition chainsaw used in the STIHL TIMBERSPORTS® series. Big timber saw for the toughest jobs in forestry. The STIHL M-Tronic guarantees optimum engine performance at all times; easy starting due to single start position and stop-button function. Controlled-delivery high-performance oil pump for high flow rate, HD2 filter with very good filtering effect.

Bar length 63 cm - ES Light bar option  
Order number 1144 200 0334

Bar length **63 cm**  
Order number **1144 200 0332**

Bar length 63 cm - .404" version  
Order number 1144 200 0348



### MS 881 MAGNUM

121.6 cm<sup>3</sup> • 6.4 kW / 8.7 hp • 9.9 kg<sup>①</sup>

The most powerful series-produced chainsaw in the world! Its extremely high performance makes it ideal for professional felling and processing large trees. STIHL 2-MIX engine for high cutting performance and engine power, coupled with efficient fuel usage. The stop-button function means that the warm chainsaw is ready to start at any time, and the HD2 heavy duty filter ensures a long filter service life. Captive nuts on the sprocket cover make it easy to change the chain; tool-free caps for easy and safe filling with fuels and lubricants.

Bar length **63 cm**  
Order number **1124 200 0225**

Bar length 75 cm  
Order number 1124 200 0226

Bar length 80 cm  
Order number 1124 200 0228

Bar length 90 cm  
Order number 1124 200 0227



PAGE **79**

### HEXA SAW CHAIN

#### HEXA SAW CHAIN

For retrofitting your STIHL chainsaw to the new Hexa professional cutting system, exclusive to STIHL. With +10% cutting performance due to a narrower kerf, the Hexa chain stays sharper for longer, is quicker and easier to sharpen and has a longer service life when compared to other STIHL saw chains. Find out more on page 79.



### FULLY CONNECTED FLEET MANAGEMENT MADE SIMPLE

The STIHL Smart Connector can be attached to petrol, electric and battery products, enabling it to transmit important information about your STIHL power tool via Bluetooth. See page 42 for additional information on STIHL connected.



C = Comfort version  
M = STIHL M-Tronic  
i = STIHL Injection

① Weight excluding fuel, guide bar and saw chain  
② Including lightweight guide bar

③ Compared with a 3/8" RS saw chain



# ARBORIST SAWS

- Lightweight special chainsaws for trained arborists
- For cutting branches and thinning of crowns
- With precise handling
- Optimum ergonomics
- Battery chainsaw for use in noise-sensitive areas



## MS 151 TC-E

23.6 cm<sup>3</sup> • 1.1 kW / 1.5 hp • 2.6 kg<sup>Ⓢ</sup>

STIHL's lightest arborist saw<sup>Ⓢ</sup>. Ideal for a wide range of tree maintenance tasks such as removal of dead wood, crown maintenance, and removal of trunk and branch shoots. Manual fuel pump and STIHL Easy2Start guarantee easy starting. Fitted with a 1/4" PM3 saw chain as standard, for a precise cut. STIHL 2-MIX engine for high cutting performance.

Bar length **30 cm**  
Order number **1146 200 0064**



## MSA 161 T

36 V • 1.25 kW<sup>Ⓢ</sup> • 2.5 kg<sup>Ⓢ</sup>



Lightweight, professional battery arborist saws<sup>Ⓢ</sup> for use in noise-sensitive areas. With 1/4" PM3 saw chain for a precise cut and high cutting performance, captive nut on the sprocket cover.

MSA 161 T excluding battery and charger<sup>Ⓢ</sup>

Bar length **30 cm**  
Order number **1252 200 0044**



## FULLY CONNECTED FLEET MANAGEMENT MADE SIMPLE

The STIHL Smart Connector can be attached to any petrol, electric and battery product, enabling it to transmit important information about your STIHL power tool via Bluetooth. See page 242 for additional information on stihl connected.



### MS 194 T

31.8 cm<sup>3</sup> • 1.4 kW / 1.9 hp • 3.3 kg<sup>Ⓞ</sup>

STIHL's versatile arborist saw<sup>Ⓞ</sup>. For a range of tasks such as crown maintenance, dead wood removal, and removal of trunk and branch shoots. Fitted with a 1/4" PM3 saw chain for a precise cut. High cutting performance due to the STIHL 2-MIX engine.

Bar length **30 cm**  
Order number **1137 200 0347**



### MS 201 TC-M

35.2 cm<sup>3</sup> • 1.8 kW / 2.4 hp • 3.7 kg<sup>Ⓞ</sup>

STIHL's most powerful arborist saw<sup>Ⓞ</sup>. Standard-fitted with the STIHL M-Tronic featuring a calibration function for optimum engine performance right from the word go, captive nut on the sprocket cover, lightweight guide bar reduces the total weight.

Bar length **30 cm<sup>Ⓞ</sup>**  
Order number **1145 200 0247**

Bar length **35 cm<sup>Ⓞ</sup>**  
Order number **1145 200 0248**



Ⓞ Further comparison values for petrol chainsaws are available on page 73  
 Ⓞ Weight excluding battery, including guide bar and saw chain  
 Ⓞ Specially designed for working among tree branches; should only be used by trained arborists  
 Ⓞ With guide bar and saw chain

Ⓞ Weight excluding fuel, guide bar and saw chain  
 Ⓞ Including lightweight guide bar  
 Ⓞ Explanation of symbols on page 304



# EMERGENCY SERVICES SAWS

- For emergency operations and fire-fighting
- Special saw chain with carbide alloy plating
- Tremendous performance in the medium rpm range



## MS 462 C-M R

72.2 cm<sup>3</sup> • 4.4 kW / 6.0 hp • 7.2 kg<sup>Ⓞ</sup>

For emergency operations and fire-fighting. Quick-release tensioner for easy securing of the cut-depth limiter, STIHL M-Tronic for optimum engine performance at all times, long-life air filter system with HD2 filter with excellent filtering effect. Large starter grip and decompression valve for safe and easy starting, special saw chain plated with impact-resistant carbide plates.

Bar length **50 cm**  
Order number **1145 200 0261**

**Depth limiter sold separately**  
Order number **3003 650 6503**



### PROFESSIONAL TIP

Unlike ordinary chainsaws, special emergency services saws are usually used for plunge cutting, which means the front bar nose is inserted into the cutting material. The cut-depth limiter enables you to precisely define the desired cutting depth.



### PROFESSIONAL TIP MOTOMIX FUEL MIXTURE

For maximum performance and efficiency use STIHL MotoMix premium premixed 2-stroke fuel. For full description see page 251.

|                                   |                                   |
|-----------------------------------|-----------------------------------|
| <b>1 l</b>                        | <b>60 l</b>                       |
| Order number <b>7004 874 0102</b> | Order number <b>7004 874 0104</b> |

|                                   |                                   |
|-----------------------------------|-----------------------------------|
| <b>4 l</b>                        | <b>205 l</b>                      |
| Order number <b>7004 874 0103</b> | Order number <b>7004 874 0105</b> |

C = Comfort version      Ⓞ Weight excluding fuel, guide bar and saw chain  
M = M-Tronic  
R = Emergency services saw





# ELECTRIC CHAINSAWS

- For domestic users, tradespeople and agricultural work
- For working in domestic spaces
- Powerful electric motors with high cutting performance
- Practical features
- Switches on at the push of a button



## MSE 141

240 V · 1.4 kW · 4.1 kg<sup>Ⓢ</sup>

Easy-to-manoeuvre, lightweight entry-level model with good cutting performance. Good ergonomics for effortless work, side-mounted chain tensioning for securing and easily tensioning the chain, QuickStop Super chain brake, oil tank with transparent viewing window, and overload protection.

Bar length **30 cm**  
Order number **1208 200 0331**



## MSE 170 C-B

240 V · 1.7 kW · 4.3 kg<sup>Ⓢ</sup>

Lightweight and convenient electric chainsaw for cutting firewood. Excellent ergonomics for effortless operation, soft handle for good grip and comfortable work, tool-free oil tank cap for easy and safe filling with chain oil, overload protection.

Bar length **35 cm**  
Order number **1209 200 0050**

B = STIHL quick chain tensioning

Ⓢ Weight excluding cable, chain oil, guide bar and saw chain



# ACCESSORIES AND PARTS FOR CHAINSAWS

- For maintenance and inspection
- For making work easier
- Scabbards suitable for various bar lengths
- Carry bag or chainsaw case for easy transportation
- Tools and sawhorses



## SERVICE KITS

You can perform simple maintenance tasks on your STIHL petrol power tools with the help of our service kits. Each kit includes a spark plug, fuel filter, and paper or fleece air filter. With proactive, regular standard maintenance you can not only protect machine components and parts against dirt and damage, but also maximise the service life of your power tool. The only implement you need to carry out maintenance is the combination socket tool supplied with your STIHL power tool.

**Service Kit** for MS 171, MS 181, MS 181 C-BE, MS 211, MS 211 C-BE  
Order number **1139 007 1800**

**Service Kit** for MS 271, MS 291, MS 291 C-BE, MS 311, MS 391  
Order number **1141 007 1800**

## COMBINATION SOCKET TOOL

For tensioning the chain and changing the chain, bar and spark plug.



**Width across flats 19** <sup>ⓐ</sup>  
Order number **1119 890 3405**

**Width across flats 19-13** <sup>ⓑ</sup>  
Order number **1129 890 3401**

**Width across flats 19-16** <sup>ⓐ</sup>  
Order number **0000 890 3400**

**Width across flats 16 and 13** <sup>ⓑ</sup>  
Order number **0000 890 3402**

## MULTI-FUNCTION TOOL

Practical, multi-function quality tool in a sturdy plastic case. 3.5 mm flat-blade screwdriver for carburettor adjustment and cleaning grooves, Torx® TX 27 screwdriver, nylon pouch with belt loop.



**Width across flats 19-13MM** <sup>ⓐ</sup>  
Order number **0000 881 5501**

**Width across flats 19-16MM** <sup>ⓑ</sup>  
Order number **0000 881 5502**

<sup>ⓐ</sup> From MS 261 up

<sup>ⓑ</sup> For MS 271, MS 291, MS 311, MS 391



## WOODEN SAWHORSE

Lightweight design. For cutting firewood with ease, max. load 70 kg.

Order number **0000 881 4602**



## CHAINSAW CASE

For storage and transport of all battery and petrol chainsaws. Fits up to MS 400 C-M (excluding MS 381).

Order number **0000 900 4008**

**MEDIUM** Fits up to MS 400 C-M

Order number **0000 900 4011**

**LARGE** Fits MS 462 C-M up to MS 661 C-M

Order number **0000 900 4010**

## CHAIN GUARD FOR ARBORIST SAWS



Snaps firmly into place on the sprocket cover. Covers the bumper spikes. For MS 194 T, MS 201 T and MSA 220 T.

**Up to 35 cm bar length**

Order number **0000 792 9160**

**Up to 40 cm bar length**

Order number **0000 792 9161**

## SCABBARD EXTENSION



30 cm long, suitable in combination with scabbards up to 90 cm (000 792 9179).

Order number **0000 792 9140**



Bar attachment:  
3005<sup>Ⓞ</sup> Mini for guide bars with a groove width of 11 mm

Bar attachment:  
3005<sup>Ⓞ</sup> for guide bars with a groove width of 1.3 mm

Bar attachment:  
3003<sup>Ⓞ</sup> for guide bars with a groove width of 1.6 mm

Bar attachment:  
3002<sup>Ⓞ</sup> for guide bars with a groove width of 1.6 mm

Bar attachment:  
3006<sup>Ⓞ</sup> for GS 461

### SCABBARDS

|             |                      |                                   |
|-------------|----------------------|-----------------------------------|
| Up to 25 cm | <b>0000 792 9170</b> |                                   |
| Up to 35 cm | <b>0000 792 9171</b> | <b>0000 792 9172</b>              |
| Up to 37 cm |                      | <b>0000 792 9174</b>              |
| Up to 45 cm | <b>0000 792 9173</b> | <b>0000 792 9175</b>              |
| Up to 55 cm |                      | <b>0000 792 9176</b> <sup>Ⓞ</sup> |
| Up to 63 cm | <b>0000 792 9177</b> | <b>0000 792 9177</b>              |
| Up to 75 cm | <b>0000 792 9178</b> | <b>0000 792 9178</b>              |
| Up to 90 cm | <b>0000 792 9179</b> | <b>0000 792 9179</b>              |

<sup>Ⓞ</sup> For MS 170, MS 171, MS 180, MS 181, MS 193, MS 211, MS 231, MS 241, MS 251

<sup>Ⓞ</sup> For MS 150, MS 151 and MS 201

<sup>Ⓞ</sup> Part order numbers for guide bars, for more details consult the overview from page 88

<sup>Ⓞ</sup> Also for 3005 000 4721/50 cm



# POLE PRUNERS, ACCESSORIES AND PARTS

- Available as a petrol-driven or battery power tool
- For thinning out shrubs
- For cutting tall fruit trees
- Range of up to five metres
- Harnesses for effortless working



**NEW** - AVAILABLE FROM SPRING 2022!


## HTA 50

36 V • 0.8 kW<sup>Ⓢ</sup> • 3.6 kg<sup>Ⓢ</sup>



**AKI**  
SYSTEM  
AK 20

Lightweight battery pole pruner with high cutting performance for tree maintenance work of all types. 1/4" PM3 saw chain and side-mounted chain tensioning. With branch hook for easy removal of cuttings from the tree, semi-transparent oil tank, ergonomic control unit and detachable shaft for easy transport and space-saving storage. Total length 280 cm.



ACCESSORIES:

**NEW**<sup>Ⓢ</sup>  
HTA SHAFT  
EXTENSION



**NEW**  
PROTECTIVE  
FOOT



See page 71


HTA 50 excluding battery and charger<sup>Ⓢ</sup>

Order number **LA02 011 6400**

## HT 56 C-E

27.2 cm<sup>3</sup> • 0.8 kW / 1.1 hp • 6.4 kg<sup>Ⓢ</sup>

Comfortable entry-level model with STIHL 2-MIX engine for tree, grounds and fruit tree maintenance. 1/4" PM3 saw chain, lightweight and compact transmission with branch hook, split shaft for long range and easy transport. Total length 280 cm.



Order number **4139 200 0013**



**APPROPRIATE FUELS AND LUBRICANTS**

CAN BE FOUND **FROM PAGE 251**

C = Comfort version  
E = STIHL Easy2Start

## HTA 66

36 V • 1.05 kW<sup>①</sup> • 3.3 kg<sup>②</sup>



Very lightweight and quiet yet powerful battery pole pruner for grounds, garden and orchard maintenance. With 1/4" PM3 saw chain for precise biting characteristics and good cutting performance, lightweight drive head with branch hook and rigid shaft. Total length 263 cm.



ACCESSORIES:

**PROTECTIVE FOOT**



See page 71

HTA 66 excluding battery and charger<sup>③</sup>

Order number **LA03 200 0004**




## HTA 86

36 V • 1.05 kW<sup>①</sup> • 4.6 kg<sup>②</sup>



Powerful battery pole pruner. Quiet and very low-vibration. For professional use in tree maintenance, orchards and local authorities. For pruning trees, removing dead wood and breakage from storms, and for cutting back fruit trees. Lightweight and compact drive head with sturdy branch hook for easy removal of loose cuttings from the tree. Square telescopic shaft for high level of guide rigidity, protecting against twisting and deflection with rapid adjustment. 1/4" PM3 saw chain for precise biting characteristics and good cutting performance. Total length 270 - 390 cm.



ACCESSORIES:

**PROTECTIVE FOOT**



See page 71

HTA 86 excluding battery and charger<sup>③</sup>

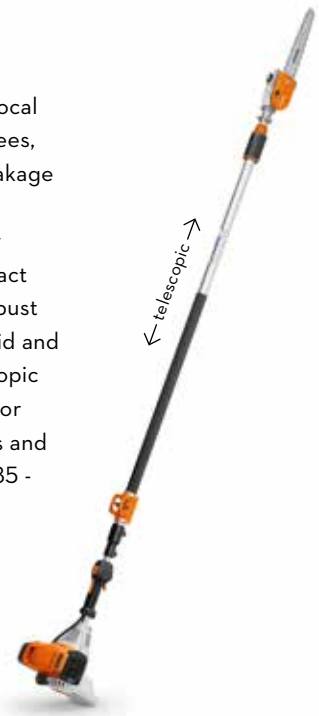
Order number **LA03 200 0002**

## NEW

## HT 105

31.4 cm<sup>3</sup> • 1.05 kW / 1.4 hp • 7.9 kg<sup>②</sup>

Powerful petrol pole pruner with STIHL 4-MIX<sup>®</sup> engine for professional work in tree maintenance, orchards and local authorities. For delimiting trees, removing dead wood or breakage from storms, and for cutting back fruit trees. 1/4" PM3 saw chain, lightweight and compact transmission with cast-on robust branch hook. Particularly rigid and guidable professional telescopic shaft with rapid adjustment for precise biting characteristics and a precise cut. Total length 285 - 405 cm.



Order number **4182 200 0205**

① Further comparison values for petrol pole pruners are available on page 76

② Weight excluding battery, guide bar and saw chain

③ Weight excluding fuel, guide bar and saw chain

④ Explanation of symbols on page 304

⑤ Available from Spring 2022!



## HTA 135

36 V • 1.5 kW<sup>①</sup> • 6.8 kg<sup>②</sup>



**APIII**  
SYSTEM  
AP 3005

The most powerful STIHL battery pole pruner Quiet and low-vibration. For professional use in tree maintenance, orchards and local authorities. For pruning trees, removing dead wood and breakage from storms, and for cutting back fruit trees. 1/4" PM3 saw chain, lightweight magnesium transmission with cast-on, sturdy branch hook for easy removal of loose cuttings from the tree. Particularly rigid and guidable professional telescopic shaft with rapid adjustment for precise biting characteristics and a precise cut. Mounting point for the STIHL Smart Connector 2 A on the power tool housing. Total length 285 - 405 cm.



HTA 135 excluding battery and charger<sup>③</sup>

Order number **LA01 200 0002**



## SUITABLE BATTERIES AND OTHER ACCESSORIES


SEE **FROM PAGE 14**

### NEW

## HT 135

36.3 cm<sup>3</sup> • 1.4 kW / 1.9 hp • 7.9 kg<sup>②</sup>

The most powerful STIHL petrol pole pruner with STIHL 4-MIX<sup>®</sup> engine for professional work in tree maintenance, orchards and local authorities. For delimiting trees, removing dead wood or breakage from storms, and for cutting back fruit trees. 1/4" PM3 saw chain, lightweight and compact transmission with cast-on robust branch hook. Particularly rigid and guidable professional telescopic shaft with rapid adjustment for precise biting characteristics and a precise cut. Total length 270 - 390 cm.



Order number **4182 200 0198**



① Further comparison values for petrol pole pruners are available on page 76

② Weight excluding battery, guide bar and saw chain

③ Weight excluding fuel, guide bar and saw chain

④ Including guide bar, saw chain and protective foot



## SERVICE KITS

You can perform simple maintenance tasks on your STIHL petrol-powered tool with the help of our service kits. Each kit includes a spark plug, fuel filter and paper or fleece air filter. With proactive, regular standard maintenance you can not only protect machine components against dirt and damage, but also maximise the service life of your power tool. The only implement you need to carry out maintenance is the combination socket tool supplied with your STIHL power tool.

**Service Kit** for FS 91 R, FS 91, FS 111 R, FS 111, HT 103  
Order number **4180 007 1042**

**Service Kit** for FS 131 R, FS 131, KM 131 R, BT 131, HT 133  
Order number **4180 007 1043**

## BRACKET FOR PROFESSIONAL TELESCOPIC SHAFT



For outstanding ergonomic design in combination with a shoulder strap or the RTS harness. The tool is easy to attach and quick to release. Suitable for HT 135, HTA 86, HLA 86 and HTA 135. For the HT 105 HT 135 and HTA 135, already included in the scope of delivery.

Order number **0000 790 8600**

## ANGLED GEARHEAD

For HT 133, HT 135 and HTA 135.



Order number **4182 640 0200**

For HT 56, HT 101 and HTE 60.



Order number **4138 640 0201**

## RTS HARNESS



For prolonged use. Can be adjusted to the user's size, and enables effortless and ergonomic work. Suitable for pole pruners: HT 133, HT 135, HTA 66, HTA 86, HTA 135, HTE 60; KombiEngines with HT-KM or HL-KM 145°: KM 56 RC-E, KM 94 RC-E, KM 131 R, KMA 135 R; long-reach hedge trimmers: HL 94 C-E, HLA 66, HLA 86, HLA 135, HLE 71. Cannot be used with: KMA 130 R, HL 94 KC-E.

Order number **0000 790 4400**

**NEW** - AVAILABLE FROM SPRING 2022!

## HTA SHAFT EXTENSION



Simple 50 cm shaft extension for the HTA 50 battery pole pruner. Made from aluminium. Weight: 465 g.

Order number **LA02 820 5000**

## PROTECTIVE FEET

For protecting the power tool and battery from direct contact with the ground. For HTA 66, HTA 86, HLA 66 and HLA 86.



Order number **4857 007 1001**

For protecting the power tool and battery from direct contact with the ground. For HLA 135, HTA 135 and KMA 135 R. For the HTA 135, already included in the scope of delivery.



Order number **LA01 007 1002**

**NEW**

For protecting the power tool and battery from direct contact with the ground. For HLA 56 and HTA 50.



Order number **HA01 007 1000**



|   | Order number  | Bar length <sup>①</sup> (cm) | Displacement (cm <sup>3</sup> ) | Power output (kW/hp) | Power consumption (kW) | Rated voltage (V) | Weight (kg)      | Power-to-weight ratio (kg/kW) | Sound pressure level <sup>②</sup> (dB(A)) | Sound power level <sup>③</sup> (dB(A)) | Vibration level, left/right <sup>③</sup> (m/s <sup>2</sup> ) |
|---|---------------|------------------------------|---------------------------------|----------------------|------------------------|-------------------|------------------|-------------------------------|---|--|--|
| <b>CHAINSAWS FOR DOMESTIC USERS</b>               |               |                              |                                 |                      |                        |                   |                  |                               |   |  |  |
| <b>MSA 120 C-B</b>                                | 1254 011 5870 | 30                           | -                               | 0.8 <sup>②</sup> /-  | 0.85                   | 36                | 2.6 <sup>③</sup> | -                             | 83  | 94                                     | 3.4/3.2  |
| <b>MSA 120 C-B SET</b><br>with AK 20 + AL 101     | 1254 011 5880 | 30                           | -                               | 0.8 <sup>②</sup> /-  | 0.85                   | 36                | 3.9 <sup>③</sup> | -                             | 83  | 94                                     | 3.4/3.2  |
| <b>MSA 140 C-B</b>                                | 1254 011 5840 | 30                           | -                               | 0.9 <sup>②</sup> /-  | 1.1                    | 36                | 2.7 <sup>③</sup> | -                             | 83  | 94                                     | 4.3/4.8  |
| <b>MSA 140 C-B SET</b><br>with AK 30 + AL 101     | 1254 011 5850 | 30                           | -                               | 0.9 <sup>②</sup> /-  | 1.1                    | 36                | 4.0 <sup>③</sup> | -                             | 83  | 94                                     | 4.3/4.8  |
| <b>MS 170</b>                                     | 1130 200 0514 | 30                           | 30.1                            | 1.2/1.6              | -                      | -                 | 3.9 <sup>③</sup> | 3.4                           | 100                                       | 111                                    | 4.3/5.9  |
| <b>MS 171</b>                                     | 1139 200 0394 | 30                           | 31.8                            | 1.3/1.8              | -                      | -                 | 4.3 <sup>③</sup> | 3.3                           | 99  | 112                                    | 4.0/4.5  |
| <b>MS 180</b>                                     | 1130 200 0515 | 40                           | 31.8                            | 1.4/1.9              | -                      | -                 | 3.9 <sup>③</sup> | 3.0                           | 100                                       | 112                                    | 6.6/7.8  |
| <b>MS 181</b>                                     | 1139 200 0386 | 40                           | 31.8                            | 1.5/2.0              | -                      | -                 | 4.3 <sup>③</sup> | 2.9                           | 100                                       | 112                                    | 3.5/3.0  |
| <b>MS 181 C-BE</b>                                | 1139 200 0385 | 40                           | 31.8                            | 1.5/2.0              | -                      | -                 | 4.6 <sup>③</sup> | 3.1                           | 100                                       | 112                                    | 3.5/3.0  |
| <b>MS 211</b>                                     | 1139 200 0387 | 40                           | 35.2                            | 1.7/2.3              | -                      | -                 | 4.3 <sup>③</sup> | 2.5                           | 100                                       | 113                                    | 3.5/3.5  |
| <b>MS 211 C-BE</b>                                | 1139 200 0388 | 40                           | 35.2                            | 1.7/2.3              | -                      | -                 | 4.6 <sup>③</sup> | 2.7                           | 100                                       | 113                                    | 3.5/3.5  |
| <b>MS 231</b>                                     | 1143 200 0636 | 40                           | 42.6                            | 2.0/2.7              | -                      | -                 | 4.8 <sup>③</sup> | 2.4                           | 103                                       | 114                                    | 3.9/3.9  |
| <b>MS 231 C-BE</b>                                | 1143 200 0637 | 40                           | 42.6                            | 2.0/2.7              | -                      | -                 | 5.2 <sup>③</sup> | 2.6                           | 103                                       | 114                                    | 3.9/3.9  |
| <b>MS 251</b>                                     | 1143 200 0638 | 45                           | 45.6                            | 2.2/3.0              | -                      | -                 | 4.8 <sup>③</sup> | 2.2                           | 103                                       | 114                                    | 3.9/3.9  |
| <b>MS 251 C-BE</b>                                | 1143 200 0635 | 45                           | 45.6                            | 2.2/3.0              | -                      | -                 | 5.2 <sup>③</sup> | 2.4                           | 103                                       | 114                                    | 3.9/3.9  |
| <b>CHAINSAWS FOR AGRICULTURE AND HORTICULTURE</b> |               |                              |                                 |                      |                        |                   |                  |                               |   |  |  |
| <b>MSA 160 C-B</b>                                | 1250 200 0049 | 30                           | -                               | 1.0 <sup>②</sup> /-  | 1.25                   | 36                | 3.1 <sup>③</sup> | -                             | 84  | 95                                     | 2.7/2.9  |
| <b>MSA 200 C-B</b>                                | 1251 200 0021 | 35                           | -                               | 1.4 <sup>②</sup> /-  | 1.8                    | 36                | 3.3 <sup>③</sup> | -                             | 84  | 95                                     | 4.6/3.9  |
| <b>MSA 220 C-B</b>                                | 1251 200 0072 | 35                           | -                               | 1.7 <sup>②</sup> /-  | 2.1                    | 36                | 3.6 <sup>③</sup> | -                             | 89  | 100                                    | 4.8/3.6  |
| <b>MS 271</b>                                     | 1141 200 0621 | 45                           | 50.2                            | 2.6/3.5              | -                      | -                 | 5.6 <sup>③</sup> | 2.2                           | 103                                       | 115                                    | 4.5/4.5  |
| <b>MS 291</b>                                     | 1141 200 0641 | 45                           | 55.5                            | 2.8/3.8              | -                      | -                 | 5.6 <sup>③</sup> | 2.0                           | 103                                       | 116                                    | 4.5/4.5  |
| <b>MS 291 C-BE</b>                                | 1141 200 0619 | 45                           | 55.5                            | 2.8/3.8              | -                      | -                 | 6.2 <sup>③</sup> | 2.2                           | 103                                       | 116                                    | 4.5/4.5  |
| <b>MS 311</b>                                     | 1140 200 0695 | 50                           | 59.0                            | 3.1/4.2              | -                      | -                 | 6.2 <sup>③</sup> | 2.0                           | 105                                       | 117                                    | 4.0/4.0  |
| <b>MS 391</b>                                     | 1140 200 0689 | 50                           | 64.1                            | 3.3/4.5              | -                      | -                 | 6.2 <sup>③</sup> | 1.9                           | 105                                       | 117                                    | 4.0/4.0  |

● Fitted as standard  
○ Retrofittable (accessory)

B = STIHL quick chain tensioning  
C = Comfort version  
E = STIHL Easy2Start

① The actual bar length is shorter than the bar length stated.  
Other available cutting attachments are detailed from page 88  
② K-factor according to Dir. 2006/42/EC = 2.0 dB(A)  
③ K-factor according to Dir. 2006/42/EC = 2 m/s<sup>2</sup>



| STIHL engine (2-MIX / 4-MIX®) /<br>STIHL battery power system | Saw chain pitch | STIHL Oilomatic saw chain type <sup>Ⓞ</sup> | Lightweight guide bar | Controlled-delivery oil pump | Side-mounted chain tensioning | STIHL quick chain tensioning | Manual fuel pump | Decompression valve | STIHL ElastoStart | STIHL Easy2Start | Air filter system with routing | HD2 filter | Tool-free fuel cap | Tool-free oil tank cap | Overload protection | Soft handle |
|---|-----------------|---|-----------------------|------------------------------|-------------------------------|------------------------------|------------------|---------------------|-------------------|------------------|--------------------------------|------------|--------------------|------------------------|---------------------|-------------|
| AK-System   | 1/4" P          | PM3   | -                     | -                            | -                             | ●                            | -                | -                   | -                 | -                | -                              | -          | -                  | ●                      | ●                   | ●           |
| AK-System   | 1/4" P          | PM3   | -                     | -                            | -                             | ●                            | -                | -                   | -                 | -                | -                              | -          | -                  | ●                      | ●                   | ●           |
| AK-System   | 1/4" P          | PM3   | -                     | -                            | -                             | ●                            | -                | -                   | -                 | -                | -                              | -          | -                  | ●                      | ●                   | ●           |
| AK-System   | 1/4" P          | PM3   | -                     | -                            | -                             | ●                            | -                | -                   | -                 | -                | -                              | -          | -                  | ●                      | ●                   | ●           |
| 2-MIX   | 3/8" P          | PMM3  | ○                     | -                            | -                             | ○                            | -                | -                   | ○                 | -                | -                              | -          | -                  | -                      | -                   | -           |
| 2-MIX   | 3/8" P          | PMM3  | ○                     | -                            | ●                             | ○                            | -                | -                   | ○                 | -                | ●                              | -          | ●                  | -                      | -                   | -           |
| 2-MIX   | 3/8" P          | PMM3  | ○                     | -                            | ●                             | ○                            | -                | -                   | ○                 | -                | -                              | -          | -                  | -                      | -                   | -           |
| 2-MIX   | 3/8" P          | PMM3  | ○                     | -                            | ●                             | ○                            | -                | -                   | ○                 | -                | ●                              | -          | ●                  | -                      | -                   | -           |
| 2-MIX   | 3/8" P          | PMM3  | ○                     | -                            | -                             | ●                            | ●                | -                   | -                 | ●                | ●                              | -          | ●                  | ●                      | -                   | -           |
| 2-MIX   | 3/8" P          | PM3   | ○                     | -                            | ●                             | ○                            | -                | -                   | ○                 | -                | ●                              | -          | ●                  | -                      | -                   | -           |
| 2-MIX   | 3/8" P          | PM3   | ○                     | -                            | -                             | ●                            | ●                | -                   | -                 | ●                | ●                              | -          | ●                  | ●                      | -                   | -           |
| 2-MIX   | 3/8" P          | PM3   | ○                     | -                            | ●                             | ○                            | -                | -                   | ○                 | -                | ●                              | ●          | ●                  | ●                      | -                   | -           |
| 2-MIX   | 3/8" P          | PM3   | ○                     | -                            | -                             | ●                            | ●                | -                   | -                 | ●                | ●                              | ●          | ●                  | ●                      | -                   | -           |
| 2-MIX   | .325"           | RM  | ○                     | -                            | ●                             | ○                            | -                | -                   | ○                 | -                | ●                              | ●          | ●                  | -                      | -                   | -           |
| 2-MIX   | .325"           | RM  | ○                     | -                            | -                             | ●                            | ●                | -                   | -                 | ●                | ●                              | ●          | ●                  | ●                      | -                   | -           |
| AP-System   | 1/4" P          | PM3   | -                     | -                            | -                             | ●                            | -                | -                   | -                 | -                | -                              | -          | -                  | ●                      | ●                   | ●           |
| AP-System   | 1/4" P          | PM3   | -                     | -                            | -                             | ●                            | -                | -                   | -                 | -                | -                              | -          | -                  | ●                      | ●                   | ●           |
| AP-System   | 3/8" P          | PS3   | -                     | -                            | -                             | ●                            | -                | -                   | -                 | -                | -                              | -          | -                  | ●                      | ●                   | ●           |
| 2-MIX   | .325"           | RM  | -                     | -                            | ●                             | -                            | -                | -                   | ○                 | -                | ●                              | ●          | ●                  | ●                      | -                   | -           |
| 2-MIX   | 3/8"            | RM3   | -                     | -                            | ●                             | -                            | -                | -                   | ○                 | -                | ●                              | ●          | ●                  | ●                      | -                   | -           |
| 2-MIX   | 3/8"            | RM3   | -                     | -                            | -                             | ●                            | ●                | -                   | -                 | ●                | ●                              | ●          | ●                  | ●                      | -                   | -           |
| 2-MIX   | 3/8"            | RM  | -                     | ●                            | ●                             | -                            | -                | ●                   | ○                 | -                | ●                              | ●          | ●                  | ●                      | -                   | -           |
| 2-MIX   | 3/8"            | RM  | -                     | ●                            | ●                             | -                            | -                | ●                   | ○                 | -                | ●                              | ●          | ●                  | ●                      | -                   | -           |

Ⓞ A detailed explanation of the STIHL saw chain types can be found from page 81  
 Ⓢ Mechanical output as a comparative value for petrol-driven chainsaws  
 Ⓣ Weight excluding battery, including guide bar and saw chain  
 Ⓤ Weight including battery, with guide bar and saw chain, excluding charger

Ⓢ Weight excluding fuel, guide bar and saw chain  
 Ⓤ Narrow cutting attachment



|                                    | Order number   | Bar length <sup>①</sup> (cm) | Displacement (cm <sup>2</sup> ) | Power output (kW / hp) | Power consumption (kW) | Rated voltage (V) | Weight (kg)      | Power-to-weight ratio (kg / kW) | Sound pressure level <sup>②</sup> (dB(A)) | Sound power level <sup>③</sup> (dB(A)) | Vibration level, left / right <sup>③</sup> (m/s <sup>2</sup> ) |
|------------------------------------|--|------------------------------|---------------------------------|------------------------|------------------------|-------------------|------------------|---------------------------------|---|--|--|
| <b>CHAINSAWS FOR FORESTRY WORK</b> |  |                              |                                 |                        |                        |                   |                  |                                 |   |  |  |
| MS 261 C-M                         | 1141 200 0620  | 40                           | 50.2                            | 3.0 / 4.1              | -                      | -                 | 4.9 <sup>③</sup> | 1.6                             | 105                                       | 116                                    | 3.5 / 3.5  |
| MS 362 C-M                         | 1140 200 0692  | 50                           | 59.0                            | 3.5 / 4.8              | -                      | -                 | 5.6 <sup>③</sup> | 1.6                             | 106                                       | 117                                    | 3.5 / 3.5  |
| MS 400 C-M                         | 1140 200 0475<br>1140 200 0786 <sup>②</sup>                      | 50                           | 66.8                            | 4.0 / 5.4              | -                      | -                 | 5.8 <sup>③</sup> | 1.5                             | 107                                       | 118                                    | 3.5 / 3.5  |
| MS 462 C-M                         | 1142 200 0008<br>1142 200 0114<br>1142 200 0264 <sup>②</sup>     | 50<br>50<br>50               | 72.2                            | 4.4 / 6.0              | -                      | -                 | 6.0 <sup>③</sup> | 1.4                             | 108                                       | 119                                    | 4.8 / 3.6  |
| MS 500i                            | 1147 200 0021<br>1147 200 0264 <sup>②</sup><br>1147 200 0023     | 50<br>50<br>63               | 79.2                            | 5.0 / 6.8              | -                      | -                 | 6.2 <sup>③</sup> | 1.2                             | 106                                       | 119                                    | 4.2 / 4.0  |
| MS 661 C-M                         | 1144 200 0334<br>1144 200 0332<br>1144 200 0334                  | 63<br>63<br>63               | 91.1                            | 5.4 / 7.3              | -                      | -                 | 7.4 <sup>③</sup> | 1.4                             | 105                                       | 118                                    | 6.9 / 5.6  |
| MS 881                             | 1124 200 0225<br>1124 200 0226<br>1125 200 0228<br>1125 200 0227 | 63<br>75<br>80<br>90         | 121.6                           | 6.4 / 8.7              | -                      | -                 | 9.9 <sup>③</sup> | 1.5                             | 106                                       | 118                                    | 8.9 / 8.9  |
| <b>ARBORIST SAWS</b>               |  |                              |                                 |                        |                        |                   |                  |                                 |   |  |  |
| MSA 161 T                          | 1252 200 0044  | 30                           | -                               | 1.0 <sup>②</sup> / -   | 1.25                   | 36                | 2.5 <sup>③</sup> | -                               | 83  | 94                                     | 2.1 / 2.2  |
| MS 151 TC-E                        | 1146 200 0064  | 30                           | 23.6                            | 1.1 / 1.5              | -                      | -                 | 2.6 <sup>③</sup> | 2.4                             | 96  | 109                                    | 4.9 / 4.9  |
| MS 194 T                           | 1137 200 0347  | 30                           | 31.8                            | 1.4 / 1.9              | -                      | -                 | 3.3 <sup>③</sup> | 2.4                             | 100                                       | 112                                    | 3.6 / 3.6  |
| MS 201 TC-M                        | 1145 200 0247  | 30                           | 35.2                            | 1.8 / 2.4              | -                      | -                 | 3.7 <sup>③</sup> | 2.1                             | 100                                       | 113                                    | 3.5 / 3.1  |
| <b>EMERGENCY SERVICES SAWS</b>     |  |                              |                                 |                        |                        |                   |                  |                                 |   |  |  |
| MS 462 C-M R                       | 1142 200 0025  | 50                           | 72.2                            | 4.4 / 6.0              | -                      | -                 | 6.5 <sup>③</sup> | 1.5                             | 108                                       | 119                                    | 3.3 / 2.7  |

- Fitted as standard
- Retrofittable (accessory)

C = Comfort version  
E = STIHL Easy2Start  
M = STIHL M-Tronic

R = Emergency services saw  
T = Top handle

- ① The actual bar length is shorter than the bar length stated. Other available cutting attachments are detailed from page 88
- ② K-factor according to Dir. 2006/42/EC = 2.0 dB(A)
- ③ K-factor according to Dir. 2006/42/EC = 2 m/s<sup>2</sup>

| STIHL engine (2-MIX / 4-MIX <sup>®</sup> ) /<br>STIHL battery power system | Saw chain pitch | STIHL Oilomatic saw chain type <sup>①</sup> | Lightweight guide bar | Controlled-delivery oil pump | Side-mounted chain tensioning | STIHL quick chain tensioning | Manual fuel pump | Decompression valve | STIHL ElastoStart | STIHL Easy2Start | Air filter system with routing | HD2 filter | Tool-free fuel cap | STIHL M-Tronic | STIHL Injection | Tool-free oil tank cap | Overload protection | Soft handle |
|--|-----------------|---|-----------------------|------------------------------|-------------------------------|------------------------------|------------------|---------------------|-------------------|------------------|--------------------------------|------------|--------------------|----------------|-----------------|------------------------|---------------------|-------------|
| 2-MIX  | .325"           | RS Pro                                      | -                     | ●                            | ●                             | -                            | -                | ●                   | ●                 | -                | ●                              | ●          | ●                  | ●              | -               | ●                      | -                   | -           |
| 2-MIX  | 3/8"            | RS  | -                     | ●                            | ●                             | -                            | -                | ●                   | ●                 | -                | ●                              | ●          | ●                  | ●              | -               | ●                      | -                   | -           |
| 2-MIX  | 3/8"            | RS  | ●                     | ●                            | ●                             | -                            | -                | ●                   | ●                 | -                | ●                              | ●          | ●                  | ●              | -               | ●                      | -                   | -           |
| 2-MIX  | 3/8"            | RS  | ○<br>●<br>○           | ●                            | ●                             | -                            | -                | ●                   | ●                 | -                | ●                              | ●          | ●                  | ●              | -               | ●                      | -                   | -           |
| 2-MIX  | 3/8"            | RS  | ●                     | ●                            | ●                             | -                            | ●                | ●                   | ●                 | -                | -                              | ●          | ●                  | -              | ●               | ●                      | -                   | -           |
| 2-MIX  | 3/8"            | RS  | ●<br>○<br>○           | ●                            | ●                             | -                            | -                | ●                   | ●                 | -                | -                              | ●          | ●                  | ●              | -               | ●                      | -                   | -           |
| 2-MIX  | .404"           | RS  | -                     | ●                            | ●                             | -                            | -                | ●                   | ●                 | -                | -                              | ●          | ●                  | -              | -               | ●                      | -                   | -           |
| AP-System  | 1/4" P          | PM3   | -                     | -                            | -                             | ●                            | -                | -                   | -                 | -                | -                              | -          | ●                  | -              | -               | ●                      | ●                   | ●           |
| 2-MIX  | 1/4" P          | PM3   | -                     | -                            | -                             | ●                            | -                | ●                   | -                 | -                | ●                              | -          | ●                  | -              | -               | ●                      | -                   | -           |
| 2-MIX  | 1/4" P          | PM3   | ○                     | -                            | -                             | ●                            | -                | ●                   | -                 | ●                | -                              | -          | ●                  | -              | -               | ●                      | -                   | -           |
| 2-MIX  | 3/8" P          | PS3   | ●                     | ●                            | ●                             | ●                            | -                | -                   | -                 | ●                | -                              | -          | ●                  | ●              | -               | ●                      | -                   | -           |
| 2-MIX  | -               | 3/8"  | RDR                   | -                            | ●                             | ●                            | -                | -                   | ●                 | -                | -                              | ●          | ●                  | ●              | -               | ●                      | -                   | -           |

① A detailed explanation of the STIHL saw chain types can be found from page 81

② Mechanical output as a comparative value for petrol-driven chainsaws

③ Weight excluding battery, including guide bar and saw chain

④ Weight excluding fuel, guide bar and saw chain

⑤ Available from spring 2022!

⑥ **NEW** - With Hexa saw chain





|                           | Order number                          | Bar length <sup>①</sup> (cm) | Displacement (cm <sup>3</sup> ) | Power output (kW/hp)  | Power consumption (kW) | Rated voltage (V) | Weight (kg)      | Sound pressure level <sup>②</sup> (dB(A)) | Sound power level <sup>③</sup> (dB(A)) | Vibration level left/right <sup>④</sup> (m/s <sup>2</sup> ) |
|---------------------------|---------------------------------------|------------------------------|---------------------------------|-----------------------|------------------------|-------------------|------------------|---|--|---|
| <b>ELECTRIC CHAINSAWS</b> |                                       |                              |                                 |                       |                        |                   |                  |   |  |   |
| MSE 141                   | 1208 200 0331                         | 30                           | -                               | -                     | 1.4                    | 240               | 3.6 <sup>②</sup> | 90  | 101                                    | 3.3/4.2   |
| MSE 170 C-B               | 1209 200 0050                         | 30                           | -                               | -                     | 1.7                    | 240               | 3.9 <sup>②</sup> | 92  | 103                                    | 2.9/3.4   |
| <b>POLE PRUNERS</b>       |                                       |                              |                                 |                       |                        |                   |                  |   |  |   |
| HTA 50                    | <b>NEW</b> <sup>⑤</sup> LA02 011 6400 | 25                           | -                               | 0.57 <sup>②</sup> / - | 0.8                    | 36                | 3.6 <sup>②</sup> | 78  | 94                                     | 0.5/1.0   |
| HT 56 C-E                 | 4139 200 0013                         | 25                           | 27.2                            | 0.8 / 1.1             | -                      | -                 | 6.4 <sup>②</sup> | 91  | 106                                    | 5.2/4.9   |
| HTA 66                    | LA03 200 0004                         | 25                           | -                               | 0.74 <sup>②</sup> / - | 1.05                   | 36                | 3.3 <sup>②</sup> | 78  | 93                                     | 1.0/1.0   |
| HTA 86                    | LA03 200 0002                         | 30                           | -                               | 0.74 <sup>②</sup> / - | 1.05                   | 36                | 4.6 <sup>②</sup> | 77  | 93                                     | 1.0/1.0   |
| HT 105                    | <b>NEW</b> 4182 200 0204              | 30                           | 31.4                            | 1.5 / 1.4             | -                      | -                 | 7.9 <sup>②</sup> | 92  | 108                                    | 5.0/5.5   |
| HTA 135                   | LA01 200 0002                         | 30                           | -                               | 0.74 <sup>②</sup> / - | 1.5                    | 36                | 6.8 <sup>②</sup> | 84  | 96                                     | 4.3/5.1   |
| HT 135                    | <b>NEW</b> 4182 200 0198              | 30                           | 36.3                            | 1.4 / 1.9             | -                      | -                 | 7.9 <sup>②</sup> | 92  | 109                                    | 4.3/4.8   |

- Fitted as standard
- Retrofittable (accessory)

B = STIHL quick chain tensioning  
C = Comfort version  
E = STIHL Easy2Start

- ① The actual bar length is shorter than the bar length stated.  
Other available cutting attachments are detailed from page 88
- ② K-factor according to Dir. 2006/42/EC = 2.0 dB(A)
- ③ K-factor according to Dir. 2006/42/EC = 2 m/s<sup>2</sup>



| STIHL engine (2-MIX / 4-MIX®) /<br>STIHL battery power system | Cable length (m) | Saw chain pitch | STIHL Oilomatic saw chain type <sup>Ⓞ</sup> | Total length including cutting<br>attachment (cm) | Lightweight guide bar | Side-mounted chain tensioning | STIHL quick chain tensioning | STIHL anti-vibration system | STIHL Easy2Start | Tool-free oil tank cap | Overload protection | Soft handle | Automatic decompression | STIHL 2 A Smart Connector |
|---|------------------|-----------------|---|---|-----------------------|-------------------------------|------------------------------|-----------------------------|------------------|------------------------|---------------------|-------------|-------------------------|---------------------------|
| -   | 0.3              | 3/8" P          | PM3 <sup>Ⓞ</sup>                            | -   | ●                     | ●                             | -                            | -                           | -                | -                      | ●                   | -           | -                       | -                         |
| -   | 4.0              | 3/8" P          | PM3 <sup>Ⓞ</sup>                            | -   | ●                     | -                             | ●                            | -                           | -                | ●                      | ●                   | ●           | -                       | -                         |
| AK-System   | -                | 1/4"            | PM3   | 280   | -                     | -                             | -                            | -                           | -                | ●                      | -                   | -           | -                       | -                         |
| 2-MIX   | -                | 1/4" P          | PM3   | 280   | -                     | ●                             | -                            | -                           | ●                | ●                      | -                   | -           | -                       | -                         |
| AP-System   | -                | 1/4" P          | PM3   | 240   | -                     | ●                             | -                            | -                           | -                | ●                      | ●                   | ●           | -                       | -                         |
| AP-System   | -                | 1/4" P          | PM3   | 270 - 390   | -                     | ●                             | -                            | -                           | -                | ●                      | ●                   | ●           | -                       | -                         |
| 4-MIX®  | -                | 1/4" P          | PM3   | 270 - 390   | -                     | ●                             | -                            | ●                           | -                | ●                      | -                   | -           | ●                       | -                         |
| AP-System   | -                | 1/4" P          | PM3   | 285 - 405   | -                     | ●                             | -                            | -                           | -                | ●                      | ●                   | ●           | -                       | ○                         |
| 4-MIX®  | -                | 1/4" P          | PM3   | 270 - 390   | -                     | ●                             | -                            | ●                           | -                | ●                      | -                   | -           | ●                       | -                         |

Ⓞ A detailed explanation of the STIHL saw chain types can be found from page 81  
 Ⓞ Mechanical output as a comparative value for petrol-driven chainsaws  
 Ⓞ Weight excluding cable, chain oil, guide bar and saw chain  
 Ⓞ Weight excluding battery, guide bar and saw chain

Ⓞ Weight including battery, with guide bar and saw chain, excluding charger  
 Ⓞ Weight excluding fuel, guide bar and saw chain  
 Ⓞ Narrow cutting attachment  
 Ⓞ Available from spring 2022!



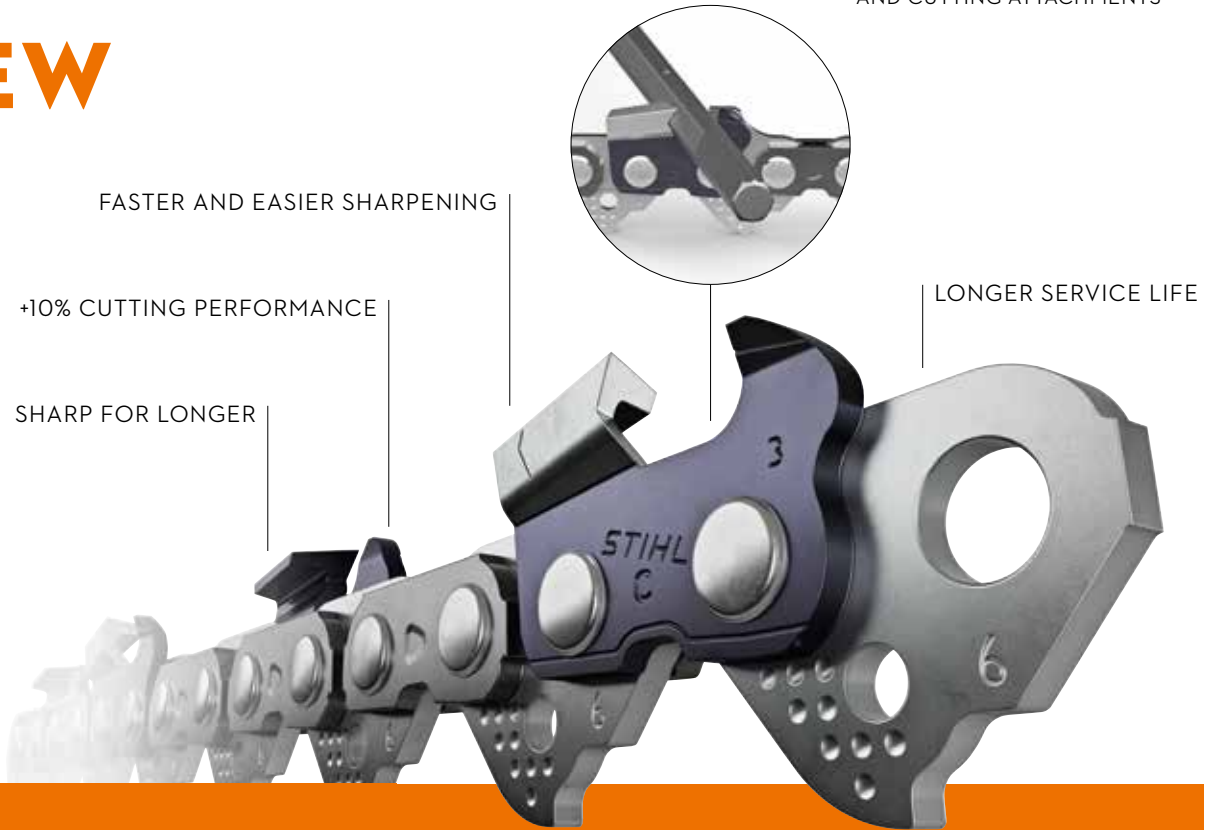
## **STIHL SAW CHAINS AND GUIDE BARS**

---

FOR MAXIMUM PRECISION FROM EVERY TOOTH

Felling, delimiting, thinning out, processing: whatever you plan to use your chainsaw or pole pruner for, you'll be well equipped for any task with the wide range of STIHL saw chains and guide bars.

**NEW**



## HEXA SAW CHAIN + HEXA FILE

### THE STIHL EXCLUSIVE PROFESSIONAL CUTTING SYSTEM

With the patented Hexa cutting system consisting of the Hexa saw chain and Hexa file, STIHL is setting new standards in terms of performance, sharpening, and service life. Are efficiency and time savings particularly important to you in your day-to-day work? Then Hexa is the right solution for you! Hexa saw chains not only feature impressive cutting performance but also straightforward handling. The shapes of the cutting teeth and file are ideally coordinated to each other, and enable particularly straightforward and rapid sharpening with an almost perfect result. Compared with other saw chains such as the  $\frac{3}{8}$ " RS, the Hexa also needs re-sharpening much less frequently, resulting in a longer service life. Try the new STIHL Hexa cutting system today and see for yourself!



Video instructions on how to sharpen the Hexa saw chain are available at: [stihl.com/hexa](http://stihl.com/hexa)

✓ **+10% CUTTING PERFORMANCE**

In conjunction with the narrow kerf, the special Hexa finish of the  $\frac{3}{8}$ " Rapid Hexa saw chain gives a 10% improvement in cutting performance compared with the  $\frac{3}{8}$ " Rapid Super saw chain - for maximum output during felling work.

✓ **SHARP FOR LONGER**


As the shapes of the file and cutting tooth are perfectly coordinated one another, the Hexa saw chain can be perfectly sharpened, saws more quickly, and stays sharp for significantly longer.

✓ **QUICKER AND EASIER SHARPENING**

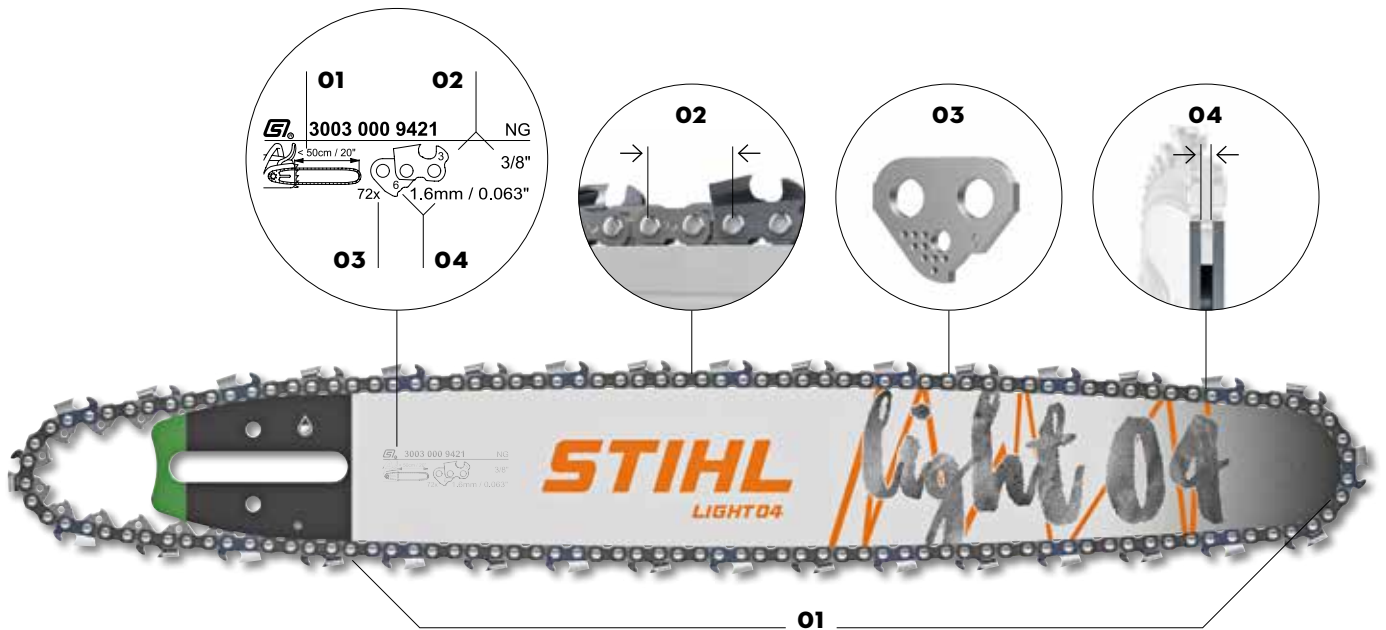
The optimum fit of the Hexa cutting tooth and Hexa file also makes sharpening much quicker and easier than with a round file. The ideal sharpening angles are achieved every time the tool is sharpened.

✓ **LONGER SERVICE LIFE**

As the  $\frac{3}{8}$ " RH saw chain needs sharpening less often, its service life is also correspondingly longer.







# CUTTING ATTACHMENTS IN DETAIL



## FINDING THE RIGHT SAW CHAIN FOR YOU

To find the right saw chain for your intended purpose, and to ensure that the chainsaw, bar and chain fit together, you need some information. The service field on the bar will provide you with the following four values:

- 01**  **BAR LENGTH**  
Choose the right bar length depending on your intended use.
- 02**  **CHAIN PITCH**  
The chain pitch specifies the determined distance between the rivets. The pitches of the chain, bar and chainsaw must be coordinated with one another.
- 03**  **NUMBER OF DRIVE LINKS**  
The number of drive links determines the length of the chain. Only the drive links are counted here, the blade teeth are not included.

- 04**  **GROOVE WIDTH / DRIVE LINK THICKNESS**  
The chain is guided around the bar by means of the drive links. The groove width of the guide bar must match the drive link thickness.

Select the right chain type for your intended use. The chain type is determined by the shape of the blade tooth. The following chain types are available:



Detailed information is available from page 81.

You can use the available information to determine the 11-digit order number for your preferred saw chain:

- A** 4-DIGIT PART ORDER NUMBER  
Depending on the chain type, chain pitch and groove width/drive link thickness. These can be found from page 81.
- B** + 000
- C** + 00 + required number of drive links  
The number of drive links required depends on the bar length and can be found on the bar or on page 88. The number of drive links determines the length of the chain. If the number of drive links goes into triple digits, the second zero should not be used. This results in an 11-digit order number.

**3670 000 0056**

| **A** | **B** | **C**



# SAW CHAINS

- Swiss precision from our STIHL factory in Wil, Switzerland
- Outstanding cutting performance and operational reliability
- Galvanised teeth made from special steel and hardened rivets
- Perfectly coordinated to the guide bar and chainsaw



## MICRO

**Micro saw chains** are particularly reliable and comfortable to use. The half-chiselled tooth chain offers a high-quality cut with minimum vibration, and can be easily sharpened. This means it is also a good choice for occasional users and agricultural applications.

### MICRO SAW CHAIN



Minimum-vibration saw chain, high cut quality, sturdy, and low chatter.

|                           | 1/4" P | 1/4" | 3/8" P | .325"             | 3/8" | .404" |
|---------------------------|--------|------|--------|-------------------|------|-------|
| <b>1.3 mm</b>             | -      | 3660 | 3613   | 3693 <sup>Ⓞ</sup> | 3650 | -     |
| <b>1.5 mm<sup>Ⓞ</sup></b> | -      | -    | -      | 3685              | 3651 | -     |
| <b>1.6 mm</b>             | -      | -    | -      | 3686              | 3652 | 3668  |

### MICRO 3 SAW CHAIN



Saw chain offering low kickback and minimum vibration, with humped drive links. High cut quality, soft cutting characteristics, sturdy, and low chatter.

|                           | 1/4" P | 1/4" | 3/8" P            | .325"             | 3/8" | .404" |
|---------------------------|--------|------|-------------------|-------------------|------|-------|
| <b>1.1 mm</b>             | 3670   | -    | 3610 <sup>Ⓞ</sup> | -                 | -    | -     |
| <b>1.3 mm</b>             | -      | -    | 3636              | 3695 <sup>Ⓞ</sup> | 3662 | -     |
| <b>1.5 mm<sup>Ⓞ</sup></b> | -      | -    | -                 | 3688              | -    | -     |
| <b>1.6 mm</b>             | -      | -    | -                 | 3689              | 3664 | -     |

Ⓞ Chains for saws from other manufacturers

Ⓜ Narrow cutting attachment



**SUPER**

**Super saw chains** offer excellent cutting performance. This is achieved through the full-chisel tooth and low cutting resistance, making Super saw chains ideal for professional forestry and harvesting wood.

**SUPER SAW CHAIN**



Minimum-vibration and high-performance saw chain for professional users. Extremely high piercing and cutting performance with a high cut quality and low chatter.

|                     | 1/4" P | 1/4" | 3/8" P | .325"             | 3/8" | .404" |
|---------------------|--------|------|--------|-------------------|------|-------|
| 1.3 mm              | -      | -    | 3617   | 3690 <sup>Ⓞ</sup> | 3623 | -     |
| 1.5 mm <sup>Ⓞ</sup> | -      | -    | -      | 3638              | 3622 | -     |
| 1.6 mm              | -      | -    | -      | 3639              | 3621 | 3946  |

**SUPER 3 SAW CHAIN**



High-performance saw chain offering low kickback and minimum vibration, with humped drive links. High piercing and cutting performance with a high-quality cut and low chatter.

|        | 1/4" P | 1/4" | 3/8" P | .325"             | 3/8" | .404" |
|--------|--------|------|--------|-------------------|------|-------|
| 1.3 mm | -      | -    | 3616   | 3694 <sup>Ⓞ</sup> | 3624 | -     |
| 1.6 mm | -      | -    | -      | -                 | 3626 | -     |



**CUTTING ATTACHMENTS  
FOR CONCRETE CUTTERS**

AVAILABLE **ON PAGE 127**

**NEW**  
**HEXA**



**Hexa saw chains** feature a specific shape of cutting tooth. In combination with their patented finish, the highest cutting performance in the STIHL range is achieved. The Hexa chain can be easily sharpened by hand using a hexagon file, making it the ideal saw chain for professional forestry and harvesting wood.

**HEXA SAW CHAIN**



Particularly durable and versatile 3/8" saw chain with an exclusive STIHL Hexa tooth shape for 10% performance compared with the 3/8" RS. The specially adapted Hexa file makes it extremely easy to sharpen and means it stays sharp significantly longer than other saw chains.

|                     | 1/4" P | 1/4" | 3/8" P | .325" | 3/8" | .404" |
|---------------------|--------|------|--------|-------|------|-------|
| 1.3 mm              | -      | -    | -      | -     | 3133 | -     |
| 1.5 mm <sup>Ⓞ</sup> | -      | -    | -      | -     | -    | -     |
| 1.6 mm              | -      | -    | -      | -     | 3132 | -     |

**HEXA 3 SAW CHAIN**



Hexa chain offering low kickback and minimum vibration, with humped drive links. High piercing and cutting performance with a high-quality cut and low chatter.

|                     | 1/4" P | 1/4" | 3/8" P | .325" | 3/8" | .404" |
|---------------------|--------|------|--------|-------|------|-------|
| 1.3 mm              | -      | -    | -      | -     | 3135 | -     |
| 1.5 mm <sup>Ⓞ</sup> | -      | -    | -      | -     | -    | -     |
| 1.6 mm              | -      | -    | -      | -     | 3134 | -     |



**THE HEXA FILE**

AVAILABLE **ON PAGE 91**

Ⓞ Chains for saws from other manufacturers  
Ⓜ Narrow cutting attachment  
Ⓝ Normal saw chain, no special Carving saw chain



**Duro saw chains** are extremely robust and low-wear. Their carbide plating means that the chains stay sharp for up to ten times longer than traditional chains, and means that a Duro chain is great for cutting dirty wood.

### DURO 3 SAW CHAIN



An extremely robust and low-kickback carbide saw chain with hardened drive links for demanding use. It stays sharp for up to ten times longer than conventional saw chains without resharpening. Extremely robust, highly durable, minimum vibration.

|                     | 1/4" P | 1/4" | 3/8" P | .325"             | 3/8" | .404" |
|---------------------|--------|------|--------|-------------------|------|-------|
| 1.3 mm              | -      | -    | 3612   | 3696 <sup>Ⓢ</sup> | 3681 | -     |
| 1.5 mm <sup>Ⓢ</sup> | -      | -    | -      | 3666              | 3682 | -     |
| 1.6 mm              | -      | -    | -      | 3667              | 3683 | -     |

## NEW HEXA UPGRADE KITS

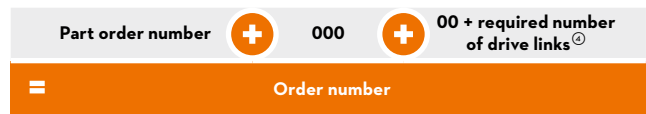
FOR EASILY RETROFITTING YOUR STIHL CHAINSAW TO THE NEW HEXA CUTTING SYSTEM

#### Each kit contains:

- 2 x Hexa saw chain
- 1 x Hexa file (5.2 x 200 mm)
- 1 x wooden handle for the Hexa file



### COMPOSITION OF THE 11-DIGIT ORDER NUMBER FOR SAW CHAINS



Example:



Order number

Use for

Bar length (cm)

Saw chain pitch

Drive link thickness (mm)

2 x saw chain

| HEXA UPGRADE KITS    |                      |   |    |      |     |               |  |
|----------------------|----------------------|---|----|------|-----|---------------|--|
| <b>UPGRADE KIT 3</b> | <b>3132 007 4701</b> | MS 362, MS 400, MS 462, MS 500i         | 45 | 3/8" | 1.6 | 3132 000 0066 |  |
| <b>UPGRADE KIT 4</b> | <b>3132 007 4702</b> | MS 362, MS 400, MS 462, MS 500i, MS 661 | 50 | 3/8" | 1.6 | 3132 000 0072 |  |
| <b>UPGRADE KIT 5</b> | <b>3132 007 4703</b> | MS 362, MS 400, MS 462, MS 500i, MS 661 | 63 | 3/8" | 1.6 | 3132 000 0084 |  |



## SPECIAL-APPLICATION SAW CHAINS

You'll always find the right saw chain for your application at STIHL. We offer saw chains that are tailored to specific applications for special areas of use. The guide bars to match are also available from STIHL.

### CARVING



Special saw chain for wood carvers. Minimum vibration, very good cutting performance, shortened cutter top plate means it is not necessary to apply pressure when piercing, capable of a noticeably better piercing speed compared to conventional 1/4" saw chains.



Chain pitch  
(inches)

Carving,  
30 cm

|   |        | SAW CHAIN              | GUIDE BAR            |
|---|--------|------------------------|----------------------|
| <b>MS 151, MSA 120 /140 /160 /200</b>               | 1/4" P | <b>3670 000 0064</b> ® | <b>3005 000 3105</b> |
| <b>MS 170 /171 /180 /181 /193 /194<br/>201 /211</b> | 1/4"   | <b>3661 000 0064</b>   | <b>3005 000 3205</b> |

### EMERGENCY SERVICES (RDR)



Special saw chain for the toughest jobs, suitable for use by fire services, emergency services and technical assistance teams (e.g. for wood with nails, composite material and bulletproof glass). Blade teeth with all-over plating made from impact-resistant carbide plates.



Chain pitch  
(inches)

Rollomatic  
ES, 50 cm

|                     |      | SAW CHAIN            | GUIDE BAR            |
|---------------------|------|----------------------|----------------------|
| <b>MS 462 C-M R</b> | 3/8" | <b>3944 000 0072</b> | <b>3003 002 9421</b> |

### CUTTING TO LENGTH - WOOD HARVESTER / FIREWOOD PROCESSOR (RMHS, RMH)



Saw chain for use on special machines in mechanical wood harvesting and firewood preparation, robust and durable. Reduced tensions result in low levels of crack formation with low wear and a particularly long service life. **Must not be used on hand-guided chainsaws.** Please contact your authorised dealer for further information.




### LONGITUDINAL CUT (RMX, PMX)



Special longitudinal cut saw chain for use on longitudinal cut tools as well as mobile small sawmills. Half-chisel tooth chain with high cut quality, with a low level of vibration and soft cutting characteristics. Please contact your authorised dealer for further information.





# GUIDE BARS

- Suitable for a variety of tasks: from harvesting wood and carving, through to cutting firewood
- Made from high-quality and highly resistant chrome molybdenum steel
- Optimal conversion of engine power to cutting performance



## LIGHTWEIGHT GUIDE BARS

STIHL consistently focuses on lightweight design, including when it comes to guide bars. You can choose between the E-Light and ES-Light bars. We offer the right solution, whether it's for small, lightweight saws or for powerful felling saws.

### STIHL ROLLOMATIC E MINI LIGHT



For easier work with pole pruners or when harvesting smaller timber. Weight advantage of up to 25% (at a length of 35 cm).

### STIHL ROLLOMATIC E LIGHT



Made of three steel plates which have been extensively hollowed out and electrically welded together. The hollow areas are filled with fibreglass-reinforced polyamide. A weight reduction of up to 30% (at a length of 40 cm) compared to conventional bars. Maintenance-free due to closed bearings in the sprocket nose.

### STIHL ROLLOMATIC ES LIGHT



Made of special wear-resistant steel. The spaces are cut out and then welded using a special laser process. Stable hollow body with a rigid outer and substructure, 30% lighter than the Rollomatic ES, STIHL Ematic with angled oil hole, bar nose fully replaceable. Maintenance-free due to closed bearings in the sprocket nose.

## STIHL ROLLOMATIC E MINI



Particularly narrow guide bar. For small-link saw chains with 1.1 mm drive link thickness.

## STIHL ROLLOMATIC E



Body made of three electrically welded metal plates; the middle plate is extensively hollowed out. Low weight, high stability, available with small and large bar nose. Maintenance-free due to closed bearings in the sprocket nose.

## STIHL ROLLOMATIC ES



For the highest professional demands on high-performance machines. Solid and particularly rigid bar body, bar nose fully replaceable, elliptically shaped, angled oil holes for optimum lubrication. Maintenance-free due to closed bearings in the sprocket nose.



### PROFESSIONAL TIP

The closed bearings in the sprocket nose have lifetime lubrication for longer durability and less maintenance, meaning that re-lubrication is unnecessary. Even better: you save time and the environment as well as reducing the strain on your wallet.

## STIHL DUROMATIC E



Solid bar for chainsaws in the middle and high-performance categories. Exceptionally hard-wearing; bar nose is protected by carbide plating, STIHL Ematic with angled oil hole for optimum lubrication.

## STIHL CARVING

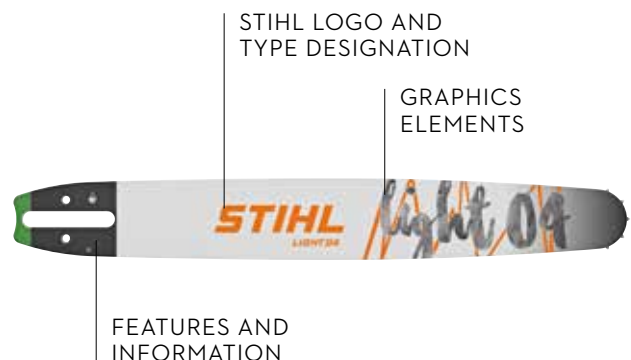


Special bar for carving work using a chainsaw. Extremely low kickback, making it suitable for carving details and tight angles. The bar nose is carbide-plated (stellite), protecting it against wear. Laser markings on the bar nose facilitate precise guidance when cutting. Bar length 30 cm with groove width of 1.1 mm or 1.3 mm.



### NEW BAR DESIGN

The Light O4 is the first STIHL guide bar model to feature the new name and innovative design. The special construction of the Light O4 means you benefit from improved balance and therefore less fatigue when sawing, as this tool's slim contour means it weighs up to 200 g less than current guide bars. The result is easier manoeuvrability during cutting, and agile chainsaw working. And the new design does more than look good: you can now also read key information directly on the bar, so it's always easy to find the right combination of bar and chain for your STIHL chainsaw. The Light O4 is just the beginning - you can expect additional bars with the new name and design in future.



|  | Bar length <sup>ⓐ</sup> (cm) | Chain pitch (inches) | Drive link thickness / groove width (mm) | Number of drive links | Micro<br>Part order number | Micro 3<br>Part order number | Super<br>Part order number | Super 3<br>Part order number | NEW Hexa<br>Part order number | Duro 3<br>Part order number |
|--|------------------------------|----------------------|--|-----------------------|----------------------------|------------------------------|----------------------------|------------------------------|-------------------------------|-----------------------------|
| <b>CHAINSAWS AND PRUNERS</b>   |                              |                      |  |                       | <b>SAW CHAINS</b>          |                              |                            |                              |                               |                             |
| <b>GTA 26</b>  | 10                           | ¼" P                 | 1.1                                      | 28                    | -                          | 3670                         | -                          | -                            | -                             | -                           |
| <b>MS 150, MS 151, MS 150 T, MS 151 T, MS 193 T, MS 194 T, MSA 120, MSA 140, MSA 160, MSA 160 T, MSA 200</b> | 25                           | ¼" P                 | 1.1                                      | 56                    | -                          | 3670                         | -                          | -                            | -                             | -                           |
|  | 30                           | ¼" P                 | 1.1                                      | 64                    | -                          | 3670                         | -                          | -                            | -                             | -                           |
| <b>MS 150 T, MS 151 T, MS 193 T, MS 194 T, MS 150, MS 151, MSA 160, MSA 200</b>                              | 35                           | ¼" P                 | 1.1                                      | 72                    | -                          | 3670                         | -                          | -                            | -                             | -                           |
| <b>MSA 161 T</b>   | 25                           | ¼" P                 | 1.1                                      | 57                    | -                          | 3670                         | -                          | -                            | -                             | -                           |
|  | 30                           | ¼" P                 | 1.1                                      | 65                    | -                          | 3670                         | -                          | -                            | -                             | -                           |
| <b>MS 162, MS 170, MS 171, MS 180<sup>ⓐ</sup>, MS 181, MS 193, MS 194, MSE 141, MSE 170</b>                  | 30                           | ⅜" P                 | 1.1                                      | 44                    | -                          | 3610                         | -                          | -                            | -                             | -                           |
|  | 35                           | ⅜" P                 | 1.1                                      | 50                    | -                          | 3610                         | -                          | -                            | -                             | -                           |
|  | 40                           | ⅜" P                 | 1.1                                      | 55                    | -                          | 3610                         | -                          | -                            | -                             | -                           |
| <b>MS 180, MS 201, MS 211, MS 231<sup>ⓐ</sup>, MS 241, MSE 170<sup>ⓐ</sup>, MSA 220 C-B</b>                  | 30                           | ⅜" P                 | 1.3                                      | 44                    | -                          | 3636                         | 3617                       | 3616                         | -                             | 3612                        |
|  | 35                           | ⅜" P                 | 1.3                                      | 50                    | -                          | 3636                         | 3617                       | 3616                         | -                             | 3612                        |
|  | 40                           | ⅜" P                 | 1.3                                      | 55                    | -                          | 3636                         | 3617                       | 3616                         | -                             | 3612                        |
| <b>MS 201 T</b>  | 30                           | ⅜" P                 | 1.3                                      | 44                    | -                          | 3636                         | -                          | 3616                         | -                             | 3612                        |
|  | 35                           | ⅜" P                 | 1.3                                      | 50                    | -                          | 3636                         | -                          | 3616                         | -                             | 3612                        |
|  | 40                           | ⅜" P                 | 1.3                                      | 55                    | -                          | 3636                         | -                          | 3616                         | -                             | 3612                        |
| <b>MS 251<sup>ⓐ</sup></b>  | 35                           | .325                 | 1.6                                      | 56                    | -                          | 3689                         | 3639                       | -                            | -                             | 3667                        |
|  | 35                           | .325                 | 1.3                                      | 56                    | 3693                       | 3695                         | 3690                       | 3694                         | -                             | 3696                        |
|  | 40                           | .325                 | 1.6                                      | 62                    | -                          | 3689                         | 3639                       | -                            | -                             | 3667                        |
|  | 40                           | .325                 | 1.3                                      | 62                    | 3693                       | 3695                         | 3690                       | 3694                         | -                             | 3696                        |
| <b>MS 261, MS 271</b>  | 32                           | .325                 | 1.6                                      | 56                    | 3686                       | 3689                         | 3639                       | -                            | -                             | 3667                        |
|  | 35                           | .325                 | 1.3                                      | 60                    | 3693                       | 3695                         | 3690                       | 3694                         | -                             | 3696                        |
|  | 37                           | .325                 | 1.6                                      | 62                    | 3686                       | 3689                         | 3639                       | -                            | -                             | 3667                        |
|  | 40                           | .325                 | 1.3                                      | 67                    | 3693                       | 3695                         | 3690                       | 3694                         | -                             | 3696                        |
| <b>MS 291, MS 311, MS 362, MS 391</b>  | 40                           | .325                 | 1.6                                      | 67                    | 3686                       | 3689                         | 3639                       | -                            | -                             | 3667                        |
|  | 35                           | ⅜                    | 1.6                                      | 54                    | 3652                       | 3664                         | 3621                       | 3626                         | -                             | 3683                        |
|  | 37                           | ⅜                    | 1.6                                      | 56                    | 3652                       | 3664                         | 3621                       | 3626                         | -                             | 3683                        |
|  | 40                           | ⅜                    | 1.6                                      | 60                    | 3652                       | 3664                         | 3621                       | 3626                         | 3132                          | 3683                        |
|  | 40                           | ⅜                    | 1.6                                      | 60                    | 3652                       | 3664                         | 3621                       | 3626                         | 3132                          | 3683                        |
| <b>MS 400, MS 462, MS 500i, MS 661</b>   | 45                           | ⅜                    | 1.6                                      | 66                    | 3652                       | 3664                         | 3621                       | 3626                         | 3132                          | 3683                        |
|  | 40                           | ⅜                    | 1.6                                      | 60                    | 3652                       | 3664                         | 3621                       | 3626                         | 3132                          | 3683                        |
|  | 45                           | ⅜                    | 1.6                                      | 66                    | 3652                       | 3664                         | 3621                       | 3626                         | 3132                          | 3683                        |
| <b>MS 500i, MS 661</b>   | 50                           | ⅜                    | 1.6                                      | 72                    | 3652                       | -                            | 3621                       | 3626                         | 3132                          | 3683                        |
|  | 63                           | ⅜                    | 1.6                                      | 84                    | 3652                       | -                            | 3621                       | 3626                         | -                             | 3683                        |
| <b>MS 661</b>  | 71                           | ⅜                    | 1.6                                      | 91                    | -                          | -                            | 3621                       | 3626                         | 3132                          | 3683                        |
|  | 80                           | ⅜                    | 1.6                                      | 105                   | -                          | -                            | 3621                       | 3626                         | -                             | 3683                        |
| <b>MS 880<sup>ⓐ</sup>, MS 881<sup>ⓐ</sup></b>  | 90                           | ⅜                    | 1.6                                      | 114                   | -                          | -                            | 3621                       | 3626                         | 3132                          | 3683                        |
|  | 53                           | .404                 | 1.6                                      | 68                    | 3668                       | -                            | 3946                       | -                            | -                             | -                           |
|  | 63                           | .404                 | 1.6                                      | 80                    | 3668                       | -                            | 3946                       | -                            | -                             | -                           |
|  | 75                           | .404                 | 1.6                                      | 91                    | 3668                       | -                            | 3946                       | -                            | -                             | -                           |
|  | 90                           | .404                 | 1.6                                      | 104                   | 3668                       | -                            | 3946                       | -                            | -                             | -                           |
|  | 90                           | .404                 | 1.6                                      | 108                   | 3668                       | -                            | 3946                       | -                            | -                             | -                           |
| <b>POLE PRUNERS</b>  |                              |                      |  |                       | <b>SAW CHAINS</b>          |                              |                            |                              |                               |                             |
| <b>HT 56, HT 101, HT 103, HT 133, HT 135, HTA 66, HTA 86, HTA 135, HTE 60</b>                                | 25                           | ¼" P                 | 1.1                                      | 56                    | -                          | 3670                         | -                          | -                            | -                             | -                           |
|  | 30                           | ¼" P                 | 1.1                                      | 64                    | -                          | 3670                         | -                          | -                            | -                             | -                           |
| <b>HT 56, HT 101, HT 105, HT 131, HT 135, HTE 60, HTA 66, HTA 86, HTA 135</b>                                | 30                           | ⅜" P                 | 1.1                                      | 44                    | -                          | 3610                         | -                          | -                            | -                             | -                           |

ⓐ The actual bar length is shorter than the bar length stated  
 ⓑ For models built in 2014 or later

ⓐ An extra drive link must be used on the MS 231 and MS 251 (35 and 40 cm bar length) and on the MSE 170 (30, 35 and 40 cm bar length) models with Quick Chain Tensioning and seven-tooth sprocket



| Light P04<br>Order number  | Rollomatic ES Light<br>Order number | Light<br>Order number | Rollomatic E<br>Order number | Light O4<br>Order number | Rollomatic ES<br>Order number | Number of teeth<br>in sprocket nose | Duromatic E<br>Order number |
|----------------------------|-------------------------------------|-----------------------|------------------------------|--------------------------|-------------------------------|-------------------------------------|-----------------------------|
| <b>GUIDE BARS</b>          |                                     |                       |                              |                          |                               |                                     |                             |
| -                          | -                                   | 3007 003 0101         | -                            | -                        | -                             | -                                   | -                           |
| -                          | -                                   | -                     | 3005 008 3403                | -                        | -                             | 8                                   | -                           |
| -                          | -                                   | -                     | 3005 008 3405                | -                        | -                             | 8                                   | -                           |
| -                          | -                                   | -                     | 3005 008 3409                | -                        | -                             | 8                                   | -                           |
| -                          | -                                   | -                     | 3005 008 3403                | -                        | -                             | 8                                   | -                           |
| -                          | -                                   | -                     | 3005 008 3405                | -                        | -                             | 8                                   | -                           |
| 3005 000 7605 <sup>Ⓞ</sup> | -                                   | -                     | 3005 000 3905                | -                        | -                             | 7                                   | -                           |
| 3005 000 7609 <sup>Ⓞ</sup> | -                                   | -                     | 3005 008 3909                | -                        | -                             | 7                                   | -                           |
| -                          | -                                   | -                     | 3005 008 3913                | -                        | -                             | 7                                   | -                           |
| 3005 000 7405              | -                                   | -                     | 3005 000 4805                | -                        | -                             | 9                                   | -                           |
| 3005 000 7409              | -                                   | -                     | 3005 000 4809                | -                        | -                             | 9                                   | -                           |
| 3005 000 7413              | -                                   | -                     | 3005 000 4813                | -                        | -                             | 9                                   | -                           |
| 3005 000 7405              | -                                   | -                     | 3005 000 4805                | -                        | -                             | 9                                   | -                           |
| 3005 000 7409              | -                                   | -                     | 3005 000 4809                | -                        | -                             | 9                                   | -                           |
| 3005 000 7413              | -                                   | -                     | 3005 000 4813                | -                        | -                             | 9                                   | -                           |
| -                          | -                                   | -                     | 3005 000 4709                | -                        | -                             | 11                                  | -                           |
| -                          | -                                   | -                     | 3005 000 7009                | -                        | -                             | 11                                  | -                           |
| -                          | -                                   | -                     | 3005 000 4713                | -                        | -                             | 11                                  | -                           |
| -                          | -                                   | -                     | 3005 000 7013                | -                        | -                             | 11                                  | -                           |
| -                          | -                                   | -                     | 3003 000 5306                | -                        | -                             | 11                                  | -                           |
| -                          | -                                   | -                     | -                            | 3003 000 3309            | -                             | 10                                  | -                           |
| -                          | -                                   | -                     | 3003 008 6811                | -                        | -                             | 11                                  | -                           |
| -                          | -                                   | -                     | -                            | 3003 000 3313            | -                             | 10                                  | -                           |
| -                          | -                                   | -                     | 3003 008 6813                | -                        | -                             | 11                                  | 3003 000 9213               |
| -                          | -                                   | -                     | -                            | 3003 000 7709            | -                             | 9                                   | -                           |
| -                          | -                                   | -                     | 3003 008 6111                | -                        | -                             | 10                                  | -                           |
| -                          | -                                   | -                     | -                            | 3003 000 7713            | -                             | 9                                   | -                           |
| -                          | -                                   | -                     | 3003 008 6113                | -                        | -                             | 10                                  | -                           |
| -                          | -                                   | -                     | -                            | 3003 008 7717            | -                             | 10                                  | -                           |
| -                          | -                                   | -                     | 3003 000 5213 <sup>Ⓞ</sup>   | -                        | -                             | 11                                  | 3003 000 9213               |
| -                          | -                                   | -                     | 3003 000 5217                | -                        | -                             | 11                                  | 3003 000 9217               |
| -                          | 3003 000 2021                       | -                     | 3003 000 5221                | -                        | 3003 000 9421                 | 11                                  | 3003 000 9221               |
| -                          | 3003 000 2031                       | -                     | 3003 000 5231                | -                        | 3003 000 9431                 | 11                                  | 3003 001 5631               |
| -                          | 3003 000 2038                       | -                     | -                            | -                        | 3003 000 6038                 | 11                                  | -                           |
| -                          | 3003 000 2046                       | -                     | -                            | -                        | 3003 000 6046                 | 11                                  | -                           |
| -                          | 3003 000 2053                       | -                     | -                            | -                        | 3003 000 6053                 | 11                                  | -                           |
| -                          | -                                   | -                     | -                            | -                        | -                             | -                                   | 3002 001 9223               |
| -                          | -                                   | -                     | -                            | -                        | 3002 000 9731                 | -                                   | 3002 000 9231               |
| -                          | -                                   | -                     | -                            | -                        | 3002 000 9741                 | -                                   | 3002 000 8041               |
| -                          | -                                   | -                     | -                            | -                        | -                             | -                                   | 3002 002 8052               |
| -                          | -                                   | -                     | -                            | -                        | 3002 000 9753                 | -                                   | -                           |
| <b>GUIDE BARS</b>          |                                     |                       |                              |                          |                               |                                     |                             |
| -                          | -                                   | -                     | 3005 008 3403                | -                        | -                             | 8                                   | -                           |
| -                          | -                                   | -                     | 3005 008 3405                | -                        | -                             | 8                                   | -                           |
| 3005 000 7605              | -                                   | -                     | 3005 000 3905                | -                        | -                             | 7                                   | -                           |

Ⓞ If the number of drive links has three digits, the second zero should not be used. This results in an 11-digit order number

Ⓞ Applies to seven-tooth sprockets; extra drive link for eight-tooth sprockets

Ⓞ Rollomatic E Light guide bar

Ⓞ Light O6 guide bar

**Note: Cutting attachments for special applications are available on page 84**

**NEW**



# TOOLS FOR CUTTING ATTACHMENT MAINTENANCE

- Special tools for maintenance and care
- For professional chain sharpening with precise results
- STIHL wooden file handles made of PEFC certified wood



## FILING KITS

Includes file holder with round file, flat file and file gauge in a sturdy case.



|  |                      |                              |                      |
|--|----------------------|------------------------------|----------------------|
| <b>1/4" P</b><br>Order number                    | <b>5605 007 1000</b> | <b>.325"</b><br>Order number | <b>5605 007 1028</b> |
| <b>1/4" and 3/8" P</b><br>Order number           | <b>5605 007 1027</b> | <b>3/8"</b><br>Order number  | <b>5605 007 1029</b> |
| <b>NEW 3/8" Hexa<sup>Ⓞ</sup></b><br>Order number | <b>5607 007 1000</b> | <b>.404"</b><br>Order number | <b>5605 007 1030</b> |

## 2-IN-1 FILE HOLDER



Practical tool for quickly sharpening the teeth and depth gauge in a single step. Ideal for occasional users. For 1/4" P, 3/8" P, .325", 3/8" and .404" saw chains, integrated file tolerance compensation (only from STIHL).

|  |   |  |   |
|--|---|--|---|
| <b>1/4" P</b><br>Order number          | <b>Ø 3.2 mm</b><br><b>5605 750 4306</b> | <b>3/8"</b><br>(cannot be used with 3/8" Hexa)<br>Order number | <b>Ø 5.2 mm</b><br><b>5605 750 4305</b> |
| <b>1/4" and 3/8" P</b><br>Order number | <b>Ø 4.0 mm</b><br><b>5605 750 4303</b> | <b>.404"</b><br>Order number                                   | <b>Ø 5.5 mm</b><br><b>0000 750 4300</b> |
| <b>.325"</b><br>Order number           | <b>Ø 4.8 mm</b><br><b>5605 750 4304</b> |  |   |

## REPLACEMENT ROUND FILE FOR 1/4" P SAW CHAIN

Only for the 2-in-1 file holder for sharpening the 1/4", 3/8" P, .325", 3/8" and .404" P saw chain, not to be used for filing by hand.

|  |                      |  |                      |
|--|----------------------|--|----------------------|
| <b>1/4" P</b><br>Order number          | <b>0000 893 6401</b> | <b>3/8"</b><br>(cannot be used with 3/8" Hexa)<br>Order number | <b>5605 772 5202</b> |
| <b>1/4" and 3/8" P</b><br>Order number | <b>5605 772 4002</b> | <b>.404"</b><br>Order number                                   | <b>5605 772 5502</b> |
| <b>.325"</b><br>Order number           | <b>5605 772 4802</b> |  |                      |



## REPLACEMENT FLAT FILE FOR THE DEPTH GAUGE

For the 2-in-1 file holder, for sharpening the depth gauge.

|              |                      |
|--------------|----------------------|
| Order number | <b>0814 252 3001</b> |
|--------------|----------------------|

- Ⓞ Groove 1.1 mm
- Ⓜ Groove 1.3 mm
- Ⓢ Without file handle

## FF 1 FILE HOLDER RANGE



Exclusive STIHL file holder guide. For accurate and easy file handling and proper chain sharpening. Ideal supplement to STIHL filing kits, minimal effort required, file not included

|                                 |                      |              |                      |
|---------------------------------|----------------------|--------------|----------------------|
| <b>1/4" P</b>                   | <b>Ø 3.2 mm</b>      | <b>.325"</b> | <b>Ø 4.8 mm</b>      |
| Order number                    | <b>5614 000 7504</b> | Order number | <b>5614 000 7501</b> |
| <b>1/4", 3/8" P<sup>Ⓢ</sup></b> | <b>Ø 4.0 mm</b>      | <b>3/8"</b>  | <b>Ø 5.2 mm</b>      |
| Order number                    | <b>5614 000 7503</b> | Order number | <b>5614 000 7500</b> |
| <b>3/8" P<sup>Ⓢ</sup></b>       | <b>Ø 4.0 mm</b>      | <b>.404"</b> | <b>Ø 5.5 mm</b>      |
| Order number                    | <b>5614 000 7502</b> | Order number | <b>5614 000 7505</b> |

## GUIDE BAR LEVELLER

Tool for removing burrs from the guide bar. Ergonomically shaped plastic holder with flat file (100 × 22 mm) made of hardened tool steel.




Order number **5605 773 4400**

### ACCESSORIES: FLAT FILE



Order number **5605 773 4200**



## PROFESSIONAL TIP

With the STIHL exclusive Hexa cutting system, the hexagon file is ideally adapted to the tooth shape of the saw chain. This means that the ideal sharpening angle is achieved each time the chain is sharpened; the sharpening process is extremely quick and easy, and the result is an almost perfectly sharpened Hexa saw chain. It will remain sharp for significantly longer than other saw chains, such as the 3/8" RS, needs to be sharpened less often, and therefore has a particularly long service life.

## FILE GAUGES

For manual reworking of the depth gauge, made from hardened steel with special coating. Two settings for hard and soft wood. Both the groove and the bar's oil hole can be cleaned using the hook.



|              |                           |              |                        |
|--------------|---------------------------|--------------|------------------------|
| <b>FL1</b>   | <b>1/4" P</b>             | <b>FL4</b>   | <b>3/8", 3/8" Hexa</b> |
| Order number | <b>0000 893 4006</b>      | Order number | <b>0000 893 4009</b>   |
| <b>FL2</b>   | <b>3/8" P<sup>Ⓢ</sup></b> | <b>FL5</b>   | <b>.404"</b>           |
| Order number | <b>0000 893 4007</b>      | Order number | <b>0000 893 4010</b>   |
| <b>FL3</b>   | <b>.325"</b>              |              |                        |
| Order number | <b>0000 893 4008</b>      |              |                        |

For checking side- and top-plate cutting angle, tooth length and depth gauge setting, and cleaning the groove and oil hole in the guide bar.



|               |  |
|---------------|--|
| <b>1/4" P</b> | <b>1/4", 3/8" P, .325", 3/8" and 3/8" Hexa</b> |
| Order number  | <b>0000 893 4005</b>                           |
| <b>.404"</b>  | <b>1110 893 4000</b>                           |
| Order number  | <b>1106 893 4000</b>                           |

## SAW CHAIN ROUND FILES

For STIHL filing kits and file holder (without file handle).

|                        |                       |              |                        |
|------------------------|-----------------------|--------------|------------------------|
| <b>1/4" P</b>          | <b>Ø 3.2 × 150 mm</b> |              |                        |
| Order number           | <b>5605 771 3206</b>  |              |                        |
| <b>1/4" and 3/8" P</b> | <b>Ø 4.0 × 200 mm</b> | <b>.404"</b> | <b>Ø 5.5 × 200 mm</b>  |
| Order number           | <b>5605 772 4006</b>  | Order number | <b>5605 772 5506</b>   |
| <b>.325"</b>           | <b>Ø 4.8 × 200 mm</b> |              | <b>Ø 3.5 × 200 mm</b>  |
| Order number           | <b>5605 772 4806</b>  | Order number | <b>5605 772 3506</b>   |
| <b>3/8"</b>            | <b>Ø 5.2 × 200 mm</b> |              | <b>Ø 6.35 × 200 mm</b> |
| Order number           | <b>5605 772 5206</b>  | Order number | <b>5605 772 6306</b>   |

## NEW HEXAGON FILE FOR HEXA

For Hexa saw chain (without file handle).

|                  |                       |
|------------------|-----------------------|
| <b>3/8" Hexa</b> | <b>Ø 5.2 × 200 mm</b> |
| Order number     | <b>5607 772 5201</b>  |



## FILE HANDLES



Wooden handle for all triangular, flat, round and Hexa files from 4.0 to 5.5 mm.



Order number **0811 490 7860**

Plastic handle with filing angles.  
For round files from 3.2 to 5.5 mm.



Order number **0000 881 4500**

Plastic handle, compatible with  
HEXA file.



Order number **0000 881 4504**

### FH 1

Soft handle with filing angles.  
For round files from 3.2 to 5.5 mm.



Order number **0000 881 4502**



## TRIANGULAR SHARPENING FILE

For FG 2 and FG 3, for reworking the depth gauge and for scratcher-tooth circular saw blades.

Order number **0811 421 8971**

## FLAT FILE



For precise reworking of the depth gauge. 150 mm.

Order number **0814 252 3000**

## FILE HOLDER WITH ROUND FILE



**1/4" P**      **Ø 3.2 mm**  
Order number **5605 750 4300**

**1/4" and 3/8" P**      **Ø 4.0 mm**  
Order number **5605 750 4327**

**.325"**      **Ø 4.8 mm**  
Order number **5605 750 4328**

**3/8"**      **Ø 5.2 mm**  
Order number **5605 750 4329**

**.404"**      **Ø 5.5 mm**  
Order number **5605 750 4330**

## FILING VICES

### S 260

Lightweight and convenient design.  
Easy to drive into the wood and fix the  
guide bar, includes practical holster.



Order number **0000 881 0402**

### L 700

Large, heavy-duty design.  
Can be easily driven into wood.



Order number **0000 881 0403**

## CHECK GAUGE

For measuring the pitch of the chain and  
sprocket, as well as the thickness of the drive  
link and groove width of the guide bar.



Order number **0000 893 4105**

For determining the degree of  
wear on the chain sprockets.



Order number **0000 893 4101**

## FILE ANGLE PLATE

Aid for filing the chain. Angle  
lines (25°/ 30°) for aligning the  
file, two adhesive magnets.



Order number **0000 750 9900**

## FG 2 FILING TOOL<sup>①②</sup>

Precision hand-filing tool made of  
metal. For workbench mounting,  
without file handles and file.



Order number **5604 000 7501**

### ACCESSORIES: SCREW CLAMP

For workbench mounting,  
set of 2 needed.



Order number **5604 890 5800**

## FG 3 FILING TOOL<sup>②</sup>

Precision hand-filing tool made of  
metal. For attaching to the guide  
bar, without file handles and file.



Order number **5610 000 7500**

## STORAGE CASE FOR SAW CHAINS

Durable, lightweight plastic  
box. Two separators,  
dimensions: 18 x 12 x 4 cm.



Order number **0000 882 5900**

① Illustrations include optional equipment  
② Not suitable for the 1/4" PM3 chain

③ With shaped grinding wheel  
④ For explanation of quality marks, see page 311

## STIHL USG BASIC UNIT

Universal filing tool for all STIHL saw chains and circular saw blades for FS models and hedge trimmer blades. Complete with swivel support for all STIHL Oilomatic saw chains and two shaped grinding wheels. Also suitable for sharpening STIHL Duro saw chains.



Order number **5203 200 0008**

### USG ACCESSORIES (NOT PICTURED)

**Swivel head for hedge trimmer blade**®

Order number **5203 750 1400**

**Swivel head for FS circular saw blades**®

Order number **5203 750 2800**

**Swivel head for MS saw chain**

Order number **5203 750 1410**

**NEW** Diamond grinding wheel for 3/8" Hexa

Order number **5203 750 7018**

## NG 4 CHAIN BREAKER

For breaking saw chains.



Order number **5805 012 7500**

## NG 5 RIVET SPINNER

For riveting saw chains.



Order number **5805 012 7510**

## NG 7 RIVET SPINNER / CHAIN BREAKER

Universal tool for riveting and breaking saw chains.



Order number **5805 012 7520**

## PORTABLE CHAIN GRINDERS



Features adjustable gauge to achieve proper filing angles. Clips to attach to vehicle battery.

**Quick Sharp 14,000 rpm**

Order number **7004 871 1039**

**Super Sharp 24,000 rpm**

Order number **7004 871 0140**

### PORTABLE CHAIN GRINDERS ACCESSORIES (NOT PICTURED)

Replacement stones for portable chain grinders.

**3.2 mm**

Order number **7004 882 4100**

**4.0 mm (5 / 32)**

Order number **7004 871 0141**

**4.8 mm (3/16)**

Order number **7004 871 0142**

**5.2 mm (13/64)**

Order number **7004 871 0216**

**5.2 mm (13/64)**

Order number **7004 871 0216**

**5.5 mm (7/32)**

Order number **7004 871 0143**

**6.3 mm (1/4)**

Order number **7004 871 0144**

**Kool Grind Stick**

Order number **0787 940 1751**







# CUT FOR CUT, GETS THE PERFECT SHAPE

---

Petrol hedge trimmers **97**

Battery shrub shears and battery hedge trimmers **98**

Electric hedge trimmers **101**

Accessories and parts for hedge trimmers **102**

Long-reach hedge trimmers and accessories **105**

# HEDGE TRIMMERS IN DETAIL



## TECHNOLOGY

### 01 EC ELECTRONICS

In the AP-System, the electronic control unit recognises the respective load during use and actively influences the EC engine. This results in a consistent blade stroke, even while pruning very thick hedges, as well as always achieving the optimum power output.

### 02 STIHL ELECTRIC MOTOR (EC)

Alongside their impressive performance, the professional hedge trimmers in the AP-System have an EC engine with automatic switching of rotation direction. This makes it possible to release the cutter when necessary.

### 03 STIHL CONNECTED

The STIHL Smart Connector 2 A can be inserted at a designated position in the power tool housing and the power tool can be linked into the STIHL connected system.

## COMFORT

### 04 ROTATING MULTI-FUNCTION HANDLE

Can be easily moved into the optimum position for side and overhead cutting.

### 05 SOPHISTICATED BLADE GEOMETRY

A sophisticated blade shape and specially coordinated trimming and cutting gears ensure the best performance.

### 06 LOOP HANDLE WITH INNER SWITCH

Comfortable to hold and energy-sparing, particularly when working for extended periods.

### 07 SCREW-ON TIP PROTECTOR

Protects the tip of the hedge trimmer blade from wear, and makes it easier to cut close to walls and the ground.



# PETROL HEDGE TRIMMERS

- Powerful tools with low weight and high cutting performance
- For use on large grounds
- For park and landscape maintenance
- Delivers the perfect cut for thick hedges and ornamental trees



## HS 45

27.2 cm<sup>3</sup> • 0.75 kW / 1.0 hp • from 4.7 kg<sup>Ⓞ</sup>

Entry-level model for the maintenance of shrubs and bushes in the garden. STIHL anti-vibration system, long-life air filter system, single-sided cutting blades, integrated cut protection.

Bar length **45 cm**  
Order number **4228 011 2935**

Bar length **60 cm**  
Order number **4228 011 2936**



## HS 56

21.4 cm<sup>3</sup> • 0.65 kW / 0.9 hp • 4.4 kg<sup>Ⓞ</sup>

Perfect for landscapers and farmers. STIHL anti-vibration system, long-life air filter system, master control lever, tool-free fuel cap, double-sided cutting blades, screw-on cut and tip protector.

Bar length **60 cm**  
Order number **4242 011 2909**



### PROFESSIONAL TIP MOTOMIX FUEL MIXTURE

For maximum performance and efficiency use STIHL MotoMix premium premixed 2-stroke fuel. For full description see page 251.

**11**  
Order number **7004 874 0102**      **601**  
Order number **7004 874 0104**

**41**  
Order number **7004 874 0103**      **205 I**  
Order number **7004 874 0105**

Ⓞ Weight excluding fuel, fully assembled





### HS 82 R

22.7 cm<sup>3</sup> • 0.7 kW / 1.0 hp • 5.3 kg<sup>Ⓞ</sup>

Professional tool with low blade speed for powerful cutting. A simplified start-up sequence for convenient starting. STIHL anti-vibration system, long-life air filter system, double-sided cutting blades in the pruning version, rotating multi-function handle, screw-on cut and tip protector, stop button.

Bar length **75 cm**  
Order number **4237 011 2963**



### HS 82 T

22.7 cm<sup>3</sup> • 0.7 kW / 1.0 hp • 4.9 kg<sup>Ⓞ</sup>

Professional tool with high blade speed for fine cutting. A simplified start-up sequence for convenient starting. STIHL anti-vibration system, long-life air filter system, double-sided cutting blades in the trimming version, rotating multi-function handle, screw-on cut and tip protector, stop button.

Bar length **60 cm**  
Order number **4237 011 2976**



### HS 87 T

22.7 cm<sup>3</sup> • 0.7 kW / 1.0 hp • 5.2 kg<sup>Ⓞ</sup>

Professional tool with single-sided cutting blades in the trimming version. STIHL 2-MIX engine, STIHL anti-vibration system, long-life air filter system, double-sided cutting blades, screw-on tip protector, stop button.

Bar length **100 cm**  
Order number **4237 011 2964**




## APPROPRIATE FUELS AND LUBRICANTS

CAN BE FOUND **FROM PAGE 248**

R = Pruning      Ⓞ Weight excluding fuel, fully assembled  
T = Trimming

# BATTERY SHRUB SHEARS AND BATTERY HEDGE TRIMMERS

- For domestic users and professionals
- For hedge trimming in noise-sensitive residential areas and in hospital gardens, cemeteries, schools, etc.
- Easy and comfortable to use
- Excellent cutting performance





### HSA 26

10.8 V • 0.7 kg<sup>ⓐ</sup>

Lightweight and compact battery shrub shears with shrub and grass trimmer attachments. Shrub cutter to trim and maintain smaller, evergreen hedges and small-leaved ornamental trees, with optimised STIHL cutter geometry for an optimum cutting experience. Grass trimmer included for cutting lawn edges. Non-slip control handle for perfect ergonomics, rapid, tool-free blade change, and battery charge-level indicator so you can keep an eye on the remaining battery capacity at all times. The AS 2 battery works exclusively with the products in the AS System and is not compatible with the HSA 25.

#### Included in the set:

- 1 × AS 2 lithium-ion battery, 28 Wh, 10.8 V
- 1 × AL 1 standard charger
- 1 × shrub cutter, cutting length 20 cm, including blade scabbard
- 1 × grass trimmer, cutting width 12 cm, including blade scabbard
- 1 × black/orange carry bag with eyelets for wall-mounting

**HSA 26 set** with AS 2 and AL 1  
Bar length **20 cm**  
Order number **HA03 011 3510**



### HSA 45

18 V • 2.4 kg<sup>ⓐ</sup>

A very light battery hedge trimmer with good cutting performance, for trimming shrubs and hedges in your home's outdoor spaces. Double-sided trimming blade with 24 mm tooth spacing, integrated cut protection, screw-on tip protector, integrated lithium-ion battery (36 Wh) with charge-level indicator. Battery charging time 145 min / 210 min (80% / 100%).

Bar length **50 cm**  
Order number **4511 011 3504**



### HSA 56

36 V • 2.9 kg<sup>ⓐ</sup>

Very lightweight battery hedge trimmer with high cutting performance, for trimming bushes and hedges in your garden at home. Double-sided trimming blade with 30 mm tooth spacing, integrated cut protection in a teardrop shape, and screw-on blade tip protector.

**HSA 56** excluding battery and charger  
Bar length **45 cm**  
Order number **4521 011 3500**

**HSA 56 set** with AK 10 and AL 101  
Bar length **45 cm**  
Order number **4521 011 3514**



### HSA 66

36 V • 3.1 kg<sup>ⓐ</sup>

Battery hedge trimmers offer high cutting performance with a low weight, and maintain a constant stroke rate under load, even during tough jobs. 30 mm tooth spacing, teardrop-shaped cutter geometry holds twigs more effectively in the blade. Double-sided blade, integrated cut protection, screw-on tip protector.

**HSA 66** excluding battery and charger  
Bar length **50 cm**  
Order number **4851 011 3520**



## SUITABLE BATTERIES AND OTHER ACCESSORIES

SEE FROM PAGE 14

ⓐ Weight excluding battery, including shrub cutter  
ⓑ Weight including battery  
ⓒ Weight excluding battery  
ⓓ Explanation of symbols on page 304



## HSA 86

36 V • from 3.0 kg<sup>①</sup>



The battery hedge trimmer offers high power and efficiency at a low weight. It ensures a constant stroke rate while pruning thick hedges. 33 mm tooth spacing, double-sided cutting blades, screw-on cut and tip protector.

HSA 86 excluding battery and charger

Bar length **62 cm**

Order number **4851 011 3521**



## HSA 94 R

36 V • from 4.4 kg<sup>①</sup>



Extremely powerful and sturdy professional battery hedge trimmer with double-sided cutting blades in the pruning version. Low blade speed for powerful cuts. Increased service life due to new, improved EC engine. Rotatable multi-function handle with three-setting stroke rate, ergonomic control loop handle with internal switch, friction-optimised blades and screw-on cut and tip protector. Mounting point for the STIHL Smart Connector 2 A on the power tool housing. Battery operation with the aid of the AP holster with connecting cable and a carrying system, or an AR L backpack battery (see page 47).

HSA 94 R excluding battery and charger

Bar length **75 cm**

Order number **4869 011 3503**



PAGE **255**

### SUPERCLEAN AND MULTILUBE

Perfect care for STIHL hedge trimmers and long reach hedge trimmers.



## HSA 94 T

36 V • from 3.9 kg<sup>①</sup>



Extremely powerful and sturdy professional battery hedge trimmer with double-sided cutting blades in the trimming version. High blade speed for a particularly precise and clean cutting pattern. Increased service life due to new, improved EC engine. Rotatable multi-function handle with three-setting stroke rate, ergonomic control loop handle with internal switch, friction-optimised blades and screw-on cut and tip protector. Mounting point for the STIHL Smart Connector 2 A on the power tool housing. Battery operation with the aid of the AP holster with connecting cable and a carrying system, or an AR L backpack battery (see page 47).

HSA 94 T excluding battery and charger

Bar length **60 cm**

Order number **4869 011 3550**

R = Pruning  
T = Trimming

① Weight excluding battery  
② Explanation of symbols on page 304  
③ Weight excluding cable

# ELECTRIC HEDGE TRIMMERS

- For trimming hedges and bushes in domestic outdoor areas
- Easy to handle
- Especially light and quiet



## HSE 42

230 V · 420 W · 3.0 kg<sup>Ⓢ</sup>

Ideal for trimming and cutting twigs and thin branches. Integrated cut protection, screw-on tip protector, mechanical blade brake, double-sided cutting blades, cable strain relief with lock.

Bar length **45 cm**  
Order number **4818 011 3505**



## HSE 61

230 V · 500 W · 3.9 kg<sup>Ⓢ</sup>

With 5-position rotatable handle for flexible, easy cutting. Integrated cut protection, screw-on tip protector, shaft extension, double-sided cutting blades, low vibration, cable strain relief.

Bar length **50 cm**  
Order number **4812 011 3504**



## HSE 71

230 V · 600 W · 4.2 kg<sup>Ⓢ</sup>

Suitable for tough branches. Integrated cut protection, screw-on tip protector, shaft extension, double-sided cutting blades, 5-position rotary handle, minimum vibration, cable strain relief.

Bar length **70 cm**  
Order number **4812 011 3505**



# ACCESSORIES AND PARTS FOR HEDGE TRIMMERS

- Handy helpers to lighten your workload
- Tip protectors and catcher plate



## TELESCOPIC SHAFT FOR HSA 26

Facilitates ergonomic working in an upright position with the HSA 26. Easy and rapid connection with the HSA 26 well as easy changeover of the AS battery in the handle. Telescopic adjustment on an infinitely variable basis, from 95 - 110 cm, working angle that can be adjusted through 125°, smooth-running rollers, soft handle. The telescopic shaft only fits the HSA 26 and is not compatible with the GTA 26 or the HSA 25.



Order number **HA03 710 7100**

|  | Order number         | Bar length (cm) | Displacement (cm <sup>3</sup> ) | Power output (kW/hp) |
|--|----------------------|-----------------|---------------------------------|----------------------|
| <b>PETROL HEDGE TRIMMERS</b>             |                      |                 |                                 |                      |
| <b>HS 45</b>                             | <b>4228 011 2935</b> | 45              | 27.2                            | <b>0.75 / 1</b>      |
| <b>HS 45</b>                             | <b>4228 011 2936</b> | 60              | 27.2                            | <b>0.75 / 1</b>      |
| <b>HS 56</b>                             | <b>4242 011 2909</b> | 60              | 21.4                            | <b>0.65 / 0.9</b>    |
| <b>HS 82 R</b>                           | <b>4237 011 2963</b> | 75              | 22.7                            | <b>0.7 / 1</b>       |
| <b>HS 82 T</b>                           | <b>4237 011 2976</b> | 60              | 22.7                            | <b>0.7 / 1</b>       |
| <b>HS 87 T</b>                           | <b>4237 011 2964</b> | 100             | 22.7                            | <b>0.7 / 1</b>       |
| <b>BATTERY HEDGE TRIMMERS</b>            |                      |                 |                                 |                      |
| <b>HSA 26 SET</b><br>with AS 2 + AL 10   | <b>HA03 011 3501</b> | 20              | -                               | -                    |
| <b>HSA 45</b>                            | <b>4511 011 3504</b> | 50              | -                               | -                    |
| <b>HSA 56</b>                            | <b>4521 011 3500</b> | 45              | -                               | -                    |
| <b>HSA 56 SET</b><br>with AK 10 + AL 101 | <b>4521 011 3514</b> | 45              | -                               | -                    |
| <b>HSA 66</b>                            | <b>4851 011 3520</b> | 50              | -                               | -                    |
| <b>HSA 86</b>                            | <b>4851 011 3521</b> | 62              | -                               | -                    |
| <b>HSA 94 R</b>                          | <b>4869 011 3503</b> | 75              | -                               | -                    |
| <b>HSA 94 T</b>                          | <b>4869 011 3550</b> | 60              | -                               | -                    |
| <b>ELECTRIC HEDGE TRIMMERS</b>           |                      |                 |                                 |                      |
| <b>HSE 42</b>                            | <b>4818 011 3505</b> | 45              | -                               | -                    |
| <b>HSE 61</b>                            | <b>4812 011 3504</b> | 50              | -                               | -                    |
| <b>HSE 71</b>                            | <b>4812 011 3505</b> | 70              | -                               | -                    |

- Fitted as standard
- Retrofittable (accessory)
- R = Pruning
- T = Trimming

## CATCHER PLATE FOR CUTTING BLADES



For catching and removing cuttings. For a 50 cm cutting length, can be fitted tool-free on both sides. Fits HSA 56, HSA 66, HSA 86, all HSE models, HLA 56, HLA 66 and HLA 86.

Order number **4859 740 3300**

## CARRY BAG



Perfect for transporting and storing the tool together with the FS-KM or HL-KM KombiTools. Can be used for KMA 130 R, KMA 135 R, HSA 56, HSA 66, HSA 86, HLA 56, BGA 86, BGA 100 and all KombiEngines with a loop handle.

Order number **0000 881 0507**

## TIP PROTECTORS

Prevents the end of the cutter bar from getting damaged while working close to walls and the ground.



Suitable for HS 56 C-E, HS 82 T, HSA 94 T

Order number **4237 792 9006**

Suitable for HS 82 R, HSA 94 R

Order number **4237 790 9802**

| Rated voltage (V) | Power consumption (W) | Weight (kg)      | Sound pressure level <sup>①</sup> (dB(A)) | Sound power level <sup>②</sup> (dB(A)) | Vibration level, left/right <sup>③</sup> (m/s <sup>2</sup> ) | STIHL engine (2-MIX / 4-MIX <sup>®</sup> ) / STIHL battery power system | Total length (cm) | Stroke rate (rpm)              | Tooth spacing (mm) | STIHL anti-vibration system | STIHL ElastoStart | Rotary handle | 2 A Smart Connector |
|-------------------|-----------------------|------------------|---|--|--|---|-------------------|--------------------------------|--------------------|-----------------------------|-------------------|---------------|---------------------|
| -                 | -                     | 4.7 <sup>④</sup> | 97  | 107                                    | 10.0/9.0   | -   | 95                | 4,030                          | 30                 | ●                           | ●                 | -             | -                   |
| -                 | -                     | 5.0 <sup>④</sup> | 97  | 107                                    | 10.0/9.0   | -   | 110               | 4,030                          | 30                 | ●                           | ●                 | -             | -                   |
| -                 | -                     | 4.5 <sup>④</sup> | 95  | 107                                    | 4.7/5.5  | 2-MIX   | 104               | 3,600                          | 34                 | ●                           | -                 | -             | -                   |
| -                 | -                     | 5.6 <sup>④</sup> | 94  | 107                                    | 2.4/2.8  | 2-MIX   | 135               | 3,200                          | 38                 | ●                           | -                 | ●             | -                   |
| -                 | -                     | 5.1 <sup>④</sup> | 95  | 107                                    | 2.7/2.1  | 2-MIX   | 121               | 5,100                          | 30                 | ●                           | -                 | ●             | -                   |
| -                 | -                     | 5.2 <sup>④</sup> | 97  | 107                                    | 2.6/2.6  | 2-MIX   | 135               | 5,100                          | 30                 | ●                           | -                 | -             | -                   |
| 10.8              | -                     | 1.0 <sup>④</sup> | 69  | 80                                     | -/1.0 <sup>⑤</sup>   | AS-System   | 50                | 2,200                          | 19                 | -                           | -                 | -             | -                   |
| 18                | -                     | 2.3 <sup>④</sup> | 54  | 77                                     | 1.4/1.5  | Al-Line   | 91                | 2,500                          | 24                 | -                           | -                 | -             | -                   |
| 36                | -                     | 2.9 <sup>④</sup> | 80  | 91                                     | 2.7/1.2  | AK-System   | 94                | 2,800                          | 30                 | -                           | -                 | -             | -                   |
| 36                | -                     | 3.7 <sup>④</sup> | 80  | 91                                     | 2.7/1.2  | AK-System   | 94                | 2,800                          | 30                 | -                           | -                 | -             | -                   |
| 36                | -                     | 3.1 <sup>④</sup> | 83  | 94                                     | 3.7/2.3  | AP-System   | 103               | 3,000                          | 30                 | -                           | -                 | -             | -                   |
| 36                | -                     | 3.3 <sup>④</sup> | 83  | 94                                     | 3.7/2.3  | AP-System   | 115               | 3,000                          | 33                 | -                           | -                 | -             | -                   |
| 36                | -                     | 4.4 <sup>④</sup> | 84  | 95                                     | 3.6/2.8  | AP-System   | 132               | 2,800/3,000/3,200 <sup>⑥</sup> | 38                 | -                           | -                 | ●             | ○                   |
| 36                | -                     | 3.9 <sup>④</sup> | 84  | 95                                     | 3.0/2.8  | AP-System   | 118               | 4,400/4,700/5,000 <sup>⑥</sup> | 30                 | -                           | -                 | ●             | ○                   |
| 240               | 420                   | 3.0 <sup>④</sup> | 84  | 95                                     | 3.1/1.5  | -   | 92                | 3,400                          | 21                 | -                           | -                 | -             | -                   |
| 240               | 500                   | 3.9 <sup>④</sup> | 85  | 96                                     | 5.3/3.3  | -   | 113               | 3,200                          | 29                 | -                           | -                 | ●             | -                   |
| 240               | 600                   | 4.2 <sup>④</sup> | 88  | 99                                     | 3.8/2.6  | -   | 133               | 2,600                          | 36                 | -                           | -                 | ●             | -                   |

① K-factor according to Dir. 2006/42/EC = 2.0 dB(A)

② K-factor according to Dir. 2006/42/EC = 2 m/s<sup>2</sup>

③ Weight excluding fuel, fully assembled

④ Weight including battery and shrub cutter, but excluding charger

⑤ Weight including battery

⑥ Weight excluding battery

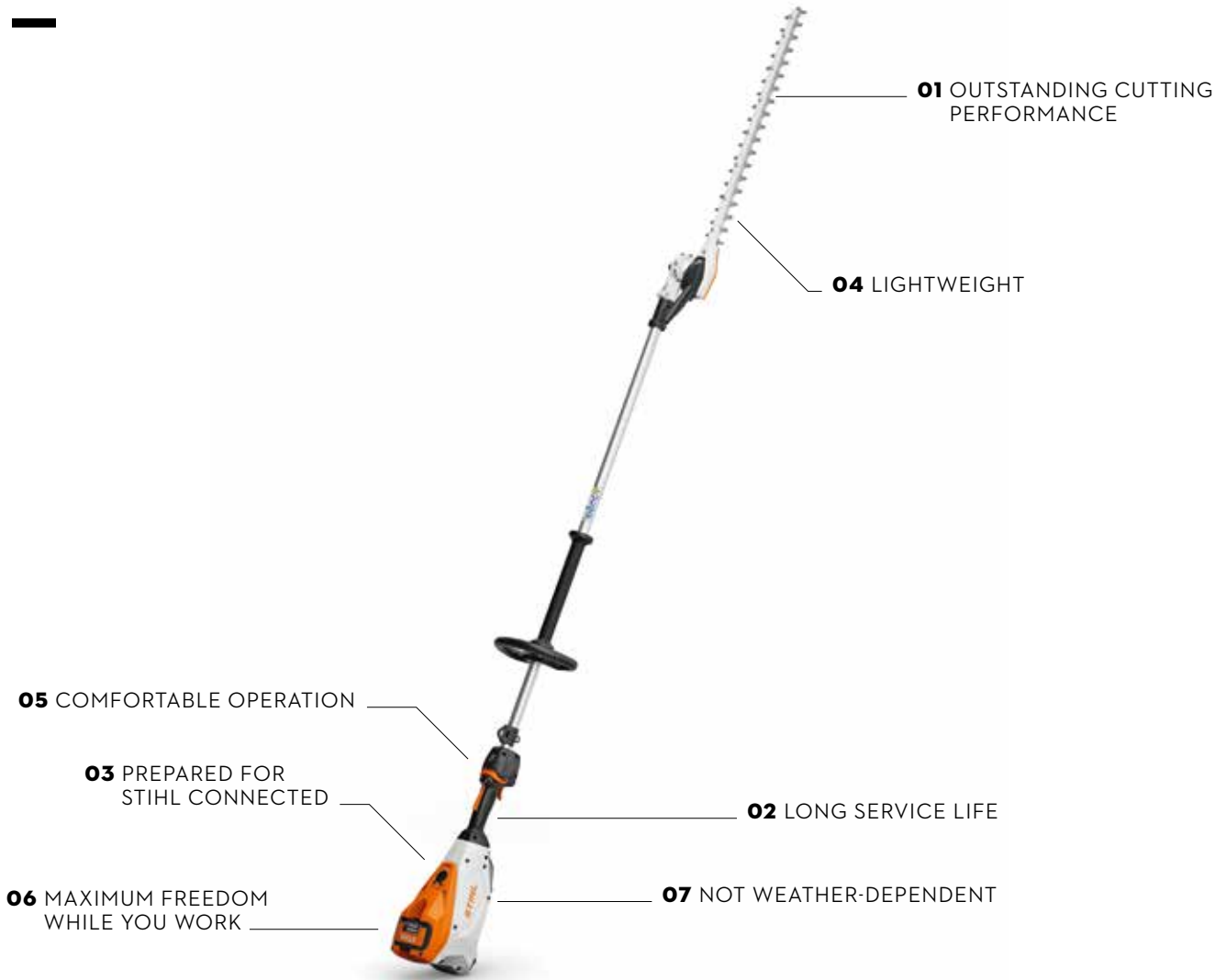
⑦ Weight including battery, excluding charger

⑧ Weight excluding cable

⑨ With shrub cutter/with grass trimmer

⑩ Level 1 / level 2 / level 3

# LONG-REACH HEDGE TRIMMERS IN DETAIL



## TECHNOLOGY

- 01** **BLADE SYSTEM**  
Friction-optimised smooth-running universal blades increase battery runtime by more than 20% compared to traditional blades, and in combination with battery drive ensure very good cutting performance during trimming and pruning.
- 02** **METAL MESH AIR FILTER**  
The metal mesh air filter that is easy to clean from the outside ensures optimum engine cooling, protects the interior of the engine casing against dirt in the long term, and thereby maintains a long service life.
- 03** **STIHL CONNECTED**  
The STIHL Smart Connector 2 A can be inserted at a designated position in the power tool housing and the power tool can be linked into the STIHL connected system.

## COMFORT

- 04** **MAGNESIUM TRANSMISSION**  
The lightweight magnesium transmission with cutter bar can be adjusted tool-free through 145°, for head-height, lateral and ground-level cutting.
- 05** **CONTROL HANDLE WITH SPEED ADJUSTMENT**  
The intuitive control handle with three-setting speed adjustment and LED display ensures ergonomic use.
- 06** **BATTERY SLOT IN THE POWER TOOL**  
STIHL AP batteries can be inserted directly into the engine housing. This makes your work even more mobile and enables the user to benefit from the good balance of the long-reach hedge trimmer, as well as maximum freedom while they work.
- 07** **CAN BE USED IN THE RAIN**  
STIHL battery power tools with this mark have passed extensive tests based on the IPX4 standard, and can therefore also be used without restriction in rainy conditions.



# LONG-REACH HEDGE TRIMMERS AND ACCESSORIES

- Petrol, battery and electric models for professional landscape gardeners as well as intensive domestic users
- Available in short or long shaft versions
- For particularly wide, high or long hedges right down to ground level, and shrubs around the outside of the home.



## HL 94

24.1 cm<sup>3</sup> · 0.9 kW / 1.2 hp · 6.2 kg<sup>①</sup>

For professional work on tall hedges and use close to the ground. Reduced-weight transmission, with STIHL ECOSPEED for speed control when working for long periods in noise-sensitive areas, cutter bar adjustable by 145°. Total length 242 cm.




Order number **4243 200 0032**

## HLA 56

36 V · 3.8 kg<sup>②</sup>



Lightweight battery long-reach hedge trimmer for cutting taller hedges and shrubs in your home garden. Single-sided cutter blade in a droplet shape, variably adjusted blade angle from -45° to +90°, detachable shaft for easy transport. Carrying length 115 cm, total length 210 cm.



ACCESSORIES:

**HLA SHAFT EXTENSION**



**NEW**

**PROTECTIVE FOOT**



See page 109

HLA 56 excluding battery and charger

Order number **HA01 011 2906**



## APPROPRIATE FUELS AND LUBRICANTS

CAN BE FOUND **FROM PAGE 248**

① Weight excluding fuel, fully assembled

② Weight excluding battery

③ Explanation of symbols on page 304





### HLA 66

36 V • 3.8 kg<sup>①</sup>



Lightweight battery long-reach hedge trimmer for pruning hedges and shrubs as well as plants close to the ground. The cutter bar can be adjusted through 115° without the use of tools for head-height, side, and ground-level cutting. Double-sided cutting blade for a clean cutting pattern. Constant blade stroke and work progress under load. Loop handle, variable speed control, and intuitive control handle. Transport length with cutter bar folded up 125 cm; total length 205 cm.



ACCESSORIES:

**PROTECTIVE FOOT**



See page 109

HLA 66 excluding battery and charger

Order number **4859 011 2910**

### HLA 86

36 V • 4.8 kg<sup>①</sup>



Battery long-reach hedge trimmer with significant range for professional use. Particularly well-suited for pruning tall hedges and shrubs as well as cutting back plants close to the ground. Ergonomic work due to a stable square-cut telescopic shaft. Both the shaft length and cutter bar can be adjusted tool-free. The cutter bar can be pivoted through 115° for head-height, side, and ground-level cutting. Double-sided cutting plate for a clean cutting pattern, variable speed control, and intuitive control handle. Transport length with cutter bar folded up 180 cm; total length 260 - 330 cm.



ACCESSORIES:

**PROTECTIVE FOOT**



See page 109

HLA 86 excluding battery and charger

Order number **4859 011 2930**

K = Shorter shaft

① Weight excluding battery

② Weight excluding cable

③ Explanation of symbols on page 304



## HLA 135

36 V • 5.6 kg<sup>①</sup>



The most powerful battery long reach hedge trimmer in the STIHL range, for professional use in noise-sensitive areas. For cutting shrubs and bushes as well as plants near the ground, and the whole spectrum from trimming to pruning. The cutter bar can be adjusted through 145° without the use of tools for head-height, side, and ground-level cutting. Double-sided cutting blade for a clean cutting pattern. Intuitive control handle with an LED display. Mounting point for the STIHL Smart Connector 2 A on the power tool housing. Total length unfolded 249 cm.



ACCESSORIES:  
**PROTECTIVE FOOT**

See page 109



## AIR FILTER FOR OPTIMUM PERFORMANCE

The family of 135 battery tools in the AP system include air filters to keep the motor running at optimum temperature with minimal dirt accumulation.

HLA 135 excluding battery and charger

Order number **HA04 200 0001**

**Additional versions:** HLA 135 K, see table, page 108

## BRACKET FOR PROFESSIONAL TELESCOPIC SHAFT



For outstanding ergonomic design in combination with a shoulder strap or the RTS harness. The tool is easy to attach and quick to release. Suitable for HT 135, HTA 86, HLA 86 and HTA 135. For the HT 135 and HTA 135, already included in the scope of delivery.

Order number **0000 790 8600**

## TIP PROTECTORS

Prevents the end of the cutter bar from getting damaged while working close to walls and the ground (not suitable for HLA).



Suitable for HLE 71

Order number **4230 007 1005**

Suitable for HL 91, HL 94

Order number **4237 792 9006**

## CATCHER PLATE FOR CUTTING BLADES



For catching and removing cuttings. For a 50 cm cutting length, can be fitted tool-free on both sides. Fits HSA 56, HSA 66, HSA 86, all HSE models, HLA 56, HLA 66 and HLA 86.

Order number **4859 740 3300**

## HLA SHAFT EXTENSION



Simple 50 cm shaft extension for the HLA 56 battery long-reach hedge trimmer. Made from aluminium. Weight: 500 g.

Order number **HA01 820 5000**

|  | Order number         | Bar length (cm) | Displacement (cm <sup>3</sup> ) | Power output (kW/hp) | Rated voltage (V) | Power consumption (W) | Weight (kg)      | Sound pressure level <sup>①</sup> (dB(A)) | Sound power level <sup>②</sup> (dB(A)) | Vibration level, left/right <sup>③</sup> (m/s <sup>2</sup> ) |
|--|----------------------|-----------------|---------------------------------|----------------------|-------------------|-----------------------|------------------|---|--|--|
| <b>PETROL LONG-REACH HEDGE TRIMMER</b>   |                      |                 |                                 |                      |                   |                       |                  |   |  |  |
| <b>HL 94 (145°)</b>                      | <b>4243 200 0032</b> | 60              | 24.1                            | <b>0.9/1.2</b>       | -                 | -                     | 6.2 <sup>④</sup> | 91  | 107                                    | 6.5/5.4  |
| <b>BATTERY LONG-REACH HEDGE TRIMMERS</b> |                      |                 |                                 |                      |                   |                       |                  |   |  |  |
| <b>HLA 56 (135°)</b>                     | <b>HA01 011 2906</b> | 45              | -                               | -                    | 36                | -                     | 3.8 <sup>⑤</sup> | 77  | 88                                     | 1.5/1.5  |
| <b>HLA 66 (115°)</b>                     | <b>4859 011 2910</b> | 50              | -                               | -                    | 36                | -                     | 3.8 <sup>⑤</sup> | 80  | 91                                     | 2.3/1.8  |
| <b>HLA 86 (115°)</b>                     | <b>4859 011 2930</b> | 50              | -                               | -                    | 36                | -                     | 4.8 <sup>⑤</sup> | 80  | 91                                     | 2.3/1.6  |
| <b>HLA 135 K (145°)<sup>⑥</sup></b>      | <b>HA04 200 0005</b> | 60              | -                               | -                    | 36                | -                     | 5.2 <sup>⑤</sup> | 84  | 95                                     | 3.5/3.0  |
| <b>HLA 135 (145°)<sup>⑥</sup></b>        | <b>HA04 200 0001</b> | 60              | -                               | -                    | 36                | -                     | 5.6 <sup>⑤</sup> | 85  | 96                                     | 3.9/2.8  |

● Fitted as standard  
○ Retrofittable (accessory)

K = Shorter shaft

① K-factor according to Dir. 2006/42/EC = 2.0 dB(A)  
② K-factor according to Dir. 2006/42/EC = 2 m/s<sup>2</sup>  
③ With blade cutting attachment

④ Weight excluding fuel, fully assembled  
⑤ Weight excluding battery  
⑥ Weight excluding cable

## PROTECTIVE FEET

For protecting the power tool and battery from direct contact with the ground. For HTA 66, HTA 86, HLA 66 and HLA 86.



Order number **4857 007 1001**

For protecting the power tool and battery from direct contact with the ground. For HLA 135, HTA 135 and KMA 135 R. For the HTA 135, already included in the scope of delivery.



Order number **LA01 007 1002**

### NEW

For protecting the power tool and battery from direct contact with the ground. For HLA 56 and HTA 50.



Order number **HA01 007 1000**

## CARRY BAG



Perfect for transporting and storing the tool together with the FS-KM or HL-KM KombiTools. Can be used for KMA 130 R, KMA 135 R, HSA 56, HSA 66, HSA 86, HLA 56, BGA 86, BGA 100 and all KombiEngines with a loop handle.

Order number **0000 881 0507**

## RTS HARNESS

For prolonged use. Can be adjusted to the user's size, and enables effortless and ergonomic work. Suitable for pole pruners: HT 133, HT 135, HTA 66, HTA 86, HTA 135, HTE 60; Kombi-Engines with HT-KM or HL-KM 145°: KM 56 RC-E, KM 94 RC-E, KM 131 R, KMA 135 R; long-reach hedge trimmers: HL 94 C-E, HLA 66, HLA 86, HLA 135, HLE 71. Cannot be used with: KMA 130 R and HL 94 KC-E.



Order number **0000 790 4400**

STIHL engine (2-MIX / 4-MIX®) / STIHL battery power system

Total length<sup>®</sup> (cm)

Stroke rate (rpm)

Tooth spacing (mm)

STIHL Easy2Start

Loop handle

2 A Smart Connector

2-MIX

242

3,615

34

•

•

-

AK-System

210

2,800

30

-

•

-

AP-System

205

3,000

33

-

•

-

AP-System

260 - 330

3,000

33

-

-

-

AP-System

219

4,000

34

-

-

o

AP-System

249

4,000

34

-

•

o





# INCREDIBLY DIVERSE TASKS. TACKLED WITH A UNIQUE ENGINE.

---

KombiEngines **113**

KombiTools, parts and accessories **115**

MultiEngine **119**

MultiTools and accessories **120**



# KOMBISYSTEM IN DETAIL

**01** CHOOSE FROM ONE OF FIVE POWERFUL KOMBIENGINES.



**02** COMBINE WITH ONE OF OUR MANY KOMBITOOLS AND YOU'RE READY TO GO.

Please note that not all products are equipped with the features presented here. Only the most important features are described on this page. For further explanations and information, see page 304 or visit [www.stihl.com.au](http://www.stihl.com.au)

© KM 56 RC-E cannot be used with a RG-KM rotary cutting head



# KOMBIENGINES, PARTS AND ACCESSORIES

- For maintenance around the home and garden as well as in larger areas
- Powerful KombiEngines
- Practical KombiTools for different tasks
- Switch between tools in no time
- An extensive range of accessories



## KM 56 RC-E

27.2 cm<sup>3</sup> • 0.8 kW / 1.1 hp • 4.3 kg<sup>Ⓢ</sup>

For use in the garden and outdoor domestic areas. STIHL Easy2Start, loop handle, harness, STIHL 2-MIX engine.



Order number **4144 200 0214**

## KM 94 RC-E

24.1 cm<sup>3</sup> • 0.9 kW / 1.2 hp • 4.0 kg<sup>Ⓢ</sup>

For professional applications. STIHL Easy2Start, STIHL ECOSPEED partial load function, loop handle, harness, STIHL 2-MIX engine, stop button.



Order number **4149 200 0091**

## KM 131 R

36.3 cm<sup>3</sup> • 1.4 kW / 1.9 hp • 4.4 kg<sup>Ⓢ</sup>

For professional applications requiring high performance. A simplified start-up sequence for convenient starting, stop button, a larger fuel tank to increase battery life, paper air filter, loop handle, STIHL 4-MIX® engine.



Order number **4180 200 0702**



## SERVICE KITS

You can perform simple maintenance tasks on your STIHL petrol-powered tool with the help of our service kits. Each kit includes a spark plug, fuel filter and paper or fleece air filter. With proactive, regular standard maintenance you can not only protect machine components against dirt and damage, but also maximise the service life of your power tool. The only implement you need to carry out maintenance is the combination socket tool supplied with your STIHL power tool.

**Service Kit** for FS 70 R, HT 56, KM 56 RC-E

Order number **4144 007 1800**

C = Comfort version    Ⓢ Weight excluding fuel and without KombiTool  
E = STIHL Easy2Start  
R = Loop handle



**APIII**  
SYSTEM  
AR 2000 L

### KMA 130 R

36 V • 3.2 kg<sup>①</sup>



Powerful, lightweight battery KombiEngine with high torque. Three power levels for energy-efficient and low-noise working, versatile use due to a wide range of STIHL KombiTools, harness. Battery operation with the aid of the AP holster and connecting cable used with a carrying system and the support cushion set, or with an AR battery and the support cushion set (see page 47).

**KMA 130 R** excluding battery and charger  
Order number **4867 011 6820**

ACCESSORIES:

#### PROTECTIVE FOOT



See page 46



**APIII**  
SYSTEM  
AP 300 S

### KMA 135 R

36 V • 3.4 kg<sup>①</sup>



Robust and powerful battery KombiEngine in a contemporary design with an AP battery slot in the power tool. For working in noise-sensitive environments. Versatile use due to wide range of STIHL KombiTools. Ergonomic control handle with three-level speed preselection and LED display as well as infinitely variable speed control, loop handle, and air filter for long service life. Mounting point for the STIHL Smart Connector 2 A on the power tool housing.

**KMA 135 R** excluding battery and charger  
Order number **FA02 011 6800**



## FOR COMPATIBLE LITHIUM-ION BATTERIES AND OTHER ACCESSORIES

SEE FROM PAGE 14

R = Loop handle

- ① Weight excluding battery and KombiTool
- ② Ear protection must be worn when using the BG-KM blower
- ③ Explanation of symbols on page 304

**FS-KM BRUSHCUTTER** ①

Ideal for clearing along walls or fences, under hedges or along paths. AutoCut C 26-2 mowing head, Weight: 1.2 kg ②.



Order number **4180 200 0474**

**FS-KM BRUSHCUTTER** ①

Ideal for lawn areas with tough grass. GrassCut 230-2 grass cutting blade, total length 94 cm ②. Weight: 1.2 kg ③.



Order number **4180 200 0475**

**FCB-KM EDGE TRIMMERS** ①

For precise lawn edging along paths, driveways and flowerbeds. Adjustable work depth, total length 92 cm, Weight: 2.0 kg.

**Bent shaft**

Order number **4180 740 5002**

**Straight shaft**

Order number **4180 740 5008**

**FBD-KM BED REDEFINER** ①

For time saving redefining soil and mulch along garden bed edges without the need for a shovel. Recommended for use with KM 131, KMA 130 R and KMA 135 R. Weight 3.5kg



Order number **4180 740 5001**

**FH-KM 145° SCRUB CUTTER** ①

For cutting close to the ground and for low-spin mowing in very narrow spaces as well as in areas near traffic. Flexible adjustment mechanism, space-saving carrying position, bar length 25 cm, total length 126 cm. Weight: 2.2 kg.



Order number **4243 740 5006**

**HL-KM 145° LONG-REACH HEDGE TRIMMER** ②

For demanding work on tall hedges and use close to the ground. The adjustment mechanism can be adjusted in increments, space-saving carrying position, total length 148-158 cm. Weight: 2.4 kg.



Bar length

**50 cm**

Order number **4243 740 5003**

**NEW****HT-KM POLE PRUNER** ②

Cuts high branches with precision. Compact design with an integrated bearing line, 1/4" PM3 saw chain. Bar length 30 cm ③, total length 128 cm ④. Weight: 1.6 kg ⑤.



Order number **4182 200 0212**

① Suitable for all KombiEngines

② Only suitable for KombiEngines with loop handle (R)

③ The actual bar length is shorter than the stated bar length

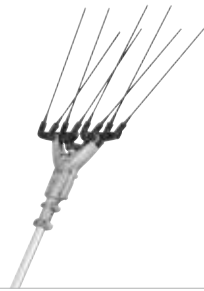
④ With guide bar and saw chain

⑤ Without guide bar and saw chain



### SP-KM HARVESTER<sup>Ⓞ</sup>

For easy harvesting of nuts, pistachios and olives. Two separately angled rakes, especially light, low vibration. Approved for KM 56 RC-E, KM 94 RC-E. Can be used with the KMA 130 R and KMA 135 R on low power settings



Order number **4249 740 5000**

### SHAFT EXTENSION



Made of carbon fibre. For use with the HT-KM and HL-KM KombiTools. Shaft extension 1 m, aluminium outer shaft, extra-light. Weight 0.9 kg.

Order number **0000 710 7102**

### CARRY BAG



Perfect for transporting and storing the tool together with the FS-KM or HL-KM KombiTools. Suitable for KMA 130 R, KMA 135 R, HSA 56, HSA 66, HSA 86, HLA 56, BGA 86, BGA 100 and all KombiEngines with a loop handle.

Order number **0000 881 0507**

### RTS HARNESS



For prolonged use. Can be adjusted to the user's size, and enables effortless and ergonomic work. Suitable for pole pruners: HT 133, HT 135, HTA 66, HTA 86, HTA 135, HTE 60; KombiEngines with HT-KM or HL-KM 145°: KM 56 RC-E, KM 94 RC-E, KM 131 R, KMA 135 R; long-reach hedge trimmers: HL 94 C-E, HLA 66, HLA 86, HLA 135, HLE 71. Cannot be used with: KMA 130 R, HL 94 KC-E and HLE 71 K.

Order number **0000 790 4400**

### ANGLED GEARHEAD

For use with the HT-KM and HL-KM KombiTools (0° version).



Order number **4138 640 0201**

### TIP PROTECTOR

Made of stainless steel. Protects the tips of the cutter from wear while working close to walls or the ground.



Order number **4237 792 9006**

|                             | Order number         | Displacement (cm <sup>3</sup> ) | Power output (kW/hp) | Rated voltage (V) | Weight (kg)      | Sound pressure level <sup>Ⓞ</sup> (dB(A)) <sup>Ⓞ</sup> | Sound power level <sup>Ⓞ</sup> (dB(A)) <sup>Ⓞ</sup> | Vibration level left/right <sup>Ⓞ</sup> (m/s <sup>2</sup> ) <sup>Ⓞ</sup> |
|-----------------------------|----------------------|---------------------------------|----------------------|-------------------|------------------|--|---|--|
| <b>PETROL KOMBIENGINES</b>  |                      |                                 |                      |                   |                  |  |   |  |
| <b>KM 56 RC-E</b>           | <b>4144 200 0016</b> | 27.2                            | <b>0.8</b> / 1.1     | -                 | 4.3 <sup>Ⓞ</sup> | 96   | 109   | 8.5/8.2  |
| <b>KM 94 RC-E</b>           | <b>4149 200 0089</b> | 24.1                            | <b>0.9</b> / 1.2     | -                 | 4.0 <sup>Ⓞ</sup> | 95   | 110   | 8.2/7.9  |
| <b>KM 131 R</b>             | <b>4180 200 0589</b> | 36.3                            | <b>1.4</b> / 1.9     | -                 | 4.4 <sup>Ⓞ</sup> | 101  | 110   | 6.1/6.5  |
| <b>BATTERY KOMBIENGINES</b> |                      |                                 |                      |                   |                  |  |   |  |
| <b>KMA 130 R</b>            | <b>4867 011 6820</b> | -                               | -                    | 36                | 3.2 <sup>Ⓞ</sup> | 91   | 102   | 5.0/5.0  |
| <b>KMA 135 R</b>            | <b>FA02 011 6800</b> | -                               | -                    | 36                | 3.4 <sup>Ⓞ</sup> | 91   | 104   | 5.0/3.7  |

Ⓞ Only suitable for KombiEngines with loop handle (R)

● Fitted as standard  
○ Can be retrofitted (accessories)

C = Comfort version  
E = STIHL Easy2Start  
R = Loop handle

### BG-KM BLOWER<sup>①</sup>

Clears paths and open spaces of leaves and grass cuttings. High blowing power, total length: 89 cm. Weight: 1.8 kg.



Order number **4606 740 5000**

#### ACCESSORIES: CURVED FLAT NOZZLE



Order number **4606 701 8301**

### KW-KM POWER SWEEP<sup>②</sup>

Ideal for sweeping footpaths and roads. Rubber paddles, working width 60 cm, includes guard, total length 125 cm. Weight: 7.4 kg<sup>③</sup>.



Order number **4601 740 4904**

### KB-KM BRISTLE BRUSH<sup>②</sup>

Removes dirt from the deepest grooves and furrows. Stiff bristles, backward-rotating brush, working width 60 cm, includes guard, total length 125 cm. Weight: 6.4 kg<sup>③</sup>.



Order number **4601 740 4905**

### BF-KM PICK TINE<sup>①</sup>

For aerating and cultivating soil. Working width: 22 cm, including guard, total length: 100 cm. Weight: 4.1 kg.



Order number **4601 740 5000**

### RG-KM ROTARY CUTTING HEAD<sup>②</sup>

For effective and low-spin removal of weeds and grass from a range of surfaces such as gravel, asphalt, and paved areas. Approved for KM 94 R, KM 131 R, KMA 130 R and KMA 135 R.



Order number **4180 740 5006**

#### ACCESSORIES: MAINTENANCE SET FOR RG-KM

Includes two replacement blades and one rider plate.



Order number **4180 007 4100**

STIHL engine (2-MIX / 4-MIX<sup>®</sup>) / STIHL battery system

In combination with BG-KM: Blowing force (N)

In combination with BG-KM: max. air speed (m/s)

In combination with BG-KM: Air throughput (m<sup>3</sup>/h) with round nozzle<sup>④</sup>

Length to coupling sleeve (cm)

STIHL Easy2Start

Automatic decompression

Loop handle

Harness

STIHL Smart Connector 2 A

|                    |    |    |     |    |   |   |   |   |   |
|--------------------|----|----|-----|----|---|---|---|---|---|
| 2-MIX              | 16 | 71 | 845 | 84 | ● | - | ● | ● | - |
| 2-MIX              | 16 | 71 | 845 | 90 | ● | - | ● | ● | - |
| 4-MIX <sup>®</sup> | 21 | 81 | 965 | 92 | - | ● | ● | ● | - |
| AP-System          | 15 | 67 | 815 | 92 | - | - | ● | ● | - |
| AP-System          | 15 | 68 | 812 | 96 | - | - | ● | ● | ○ |

② K-factor according to Directive 2006/42/EC = 2.0 dB(A)  
 ③ Maximum values for KombiTools that can be used  
 ④ K-factor according to Directive 2006/42/EC = 2 m/s<sup>2</sup>

① In blower mode  
 ② Weight excluding fuel and without KombiTool  
 ③ Weight excluding battery and KombiTool

① Suitable for all KombiEngines  
 ② Only suitable for KombiEngines with loop handle (R)  
 ③ The actual bar length is shorter than the stated bar length  
 ④ With guide bar and saw chain  
 ⑤ Without guide bar and saw chain



# MULTISYSTEM IN DETAIL



COMBINE WITH ONE OF THE EIGHT MULTITOOLS AND YOU'RE READY TO GO.

## TECHNOLOGY

- 01 ENGINE TECHNOLOGY WITH PAPER AIR FILTER**  
The start-up sequence is made easier because the carburettor is equipped with a manual fuel pump. The accelerator pump ensures dynamic revving, while the paper filter reliably protects the engine against dust and dirt.
- 02 MULTI-FUNCTION HANDLE**  
All the engine control functions are at your fingertips. This makes it easy and reliable to use.

## COMFORT

- 03 TRANSPORT HANDLE**  
Makes it easy to load the STIHL MultiSystem into and out of vehicles.
- 04 FOLDING FRAME**  
Enables the STIHL MultiSystem to be quickly and easily folded up with a tool fitted, saving on space during transport and storage.

# MULTIENGINE

- For a variety of tasks: for lawn care, soil cultivation and surface cleaning
- Powerful MultiEngine
- Can be combined with various MultiTools
- Folding frame for easy transportation



## MM 56

27.2 cm<sup>3</sup> • 0.85 kW / 1.2 hp • 8.3 kg<sup>Ⓞ</sup>

For a very wide range of tasks in lawn maintenance, soil cultivation and surface cleaning. A wide range of STIHL MultiTools, folding frame for easy transport, simplified start-up sequence for comfortable starting, stop button, and paper air filter.



Complete with Wheel kit and BF-MM attachment



Order number **4604 200 0003**

Order number

Displacement (cm<sup>3</sup>)

Power output (kW/hp)

Weight<sup>Ⓞ</sup> (kg)

Sound pressure level<sup>Ⓞ</sup> (dB(A))

Sound power level<sup>Ⓞ</sup> (dB(A))

Vibration level left/right<sup>Ⓞ</sup> (m/s<sup>2</sup>)

### MULTIENGINE MM 56

|               |      |            |     |    |     |           |
|---------------|------|------------|-----|----|-----|-----------|
| 4604 011 5401 | 27.2 | 0.85 / 1.2 | 8.3 | 94 | 102 | 4.1 / 5.1 |
|---------------|------|------------|-----|----|-----|-----------|



**FOR SUITABLE FUELS AND LUBRICANTS**

SEE **PAGE 248**

<sup>Ⓞ</sup> Weight excluding fuel and MultiTool

<sup>Ⓞ</sup> K-factor according to Directive 2006/42/EC = 2.0 dB(A)

<sup>Ⓞ</sup> K-factor according to Directive 2006/42/EC = 2 m/s<sup>2</sup>



# MULTITOOLS AND ACCESSORIES

- Practical MultiTools for a huge range of tasks
- Switch between tools in no time



## BF-MM PICK TINE

Breaks up heavy, loamy soil. Ideal for recultivating and loosening the soil, working width 22 cm. Weight: 2.0 kg.



Order number **4601 740 4605**

## BK-MM BOLO TINE

Ideal for precision work. Spreads fine, sandy soil and crumbles large sods of earth, working width 22 cm. Weight: 2.0 kg.



Order number **4601 740 4606**

## FC-MM LAWN EDGE TRIMMER<sup>Ⓢ</sup>

Cuts edges perfectly, penetrates deeply as far as the roots. Weight: 0.8 kg.



Order number **4601 740 4603**

## FS-MM LINE TRIMMER

Featuring the AutoCut 25-2 mowing head with bump feed extension of line.



Order number **4601 740 4610**

## RL-MM LAWN AERATOR<sup>Ⓢ</sup>

Improves root growth. Perforates the lawn surface to ensure optimal supply of nutrients and ventilation, working width 20 cm. Weight: 2.0 kg.



Order number **4601 740 4600**

## MF-MM DETHATCHER<sup>Ⓢ</sup>

Removes moss and thatch from the lawn surface, includes guard extension and apron, working width 50 cm. Weight: 8.3 kg.



Order number **4601 740 4601**

<sup>Ⓢ</sup> Wheel kit recommended

<sup>Ⓢ</sup> Wheel kit required





### KW-MM POWER SWEEP<sup>®</sup>

Ideal for sweeping footpaths and roads. Removes dirt, sand, small stones and leaves. Excludes guard extension, working width 60 cm. Weight: 3.7 kg.



Order number **4601 740 4604**

### WHEEL KIT

For FC-MM<sup>®</sup>, RL-MM<sup>®</sup>, MF-MM<sup>®</sup>, KW-MM<sup>®</sup> and KB-MM<sup>®</sup>. Allows the tool to be lifted slightly, thus reducing the resistance from friction when dethatching, brushing and sweeping. Better manoeuvrability.



Order number **4601 007 1008**

### KB-MM BRISTLE BRUSH<sup>®</sup>

Removes dirt from paved areas and uneven natural stone surfaces, includes guard extension, working width 60 cm. Weight: 4.2 kg.



Order number **4601 740 4602**

### WEIGHT KIT

For BF-MM and BK-MM. A useful tool for cultivating and crumbling tasks. Increases the pressure on the tool for improved deep penetration into the ground.



Order number **4601 730 4500**

### CULTIVATOR BLADE

Varies the working depth and speed when cultivating soil by slightly lifting and lowering the tool into and out of the soil.



Order number **4601 740 4800**

### GUARD ASSEMBLY

For use with KW-MM, KB-MM and MF-MM. Purchased separately.



Order number **4601 710 8100**



# PACKED WITH POWER. FOR THE TOUGHEST WORK.

---

Concrete cutters and accessories

**126**

Cut-off machines

**129**

Parts and accessories for cut-off machines

**132**



# CONCRETE CUTTERS IN DETAIL



## TECHNOLOGY

- 01** LONG-LIFE AIR FILTER SYSTEM  
With an HD2 filter and additional filter, this device keeps even fine dust away from the engine – for a particularly long service life. Thanks to its special material, the filter can easily be washed out and cleaned, using STIHL Varioclean and warm water for example.
- 02** THE STIHL 2-MIX ENGINE  
is both powerful and economical. Separating the emissions from the fresh mixture minimises flushing losses, resulting in increased power output with reduced consumption.
- 03** DIAMOND CUTTER CHAINS  
We offer the right diamond cutter chain for every use, ensuring quiet, low-vibration work. The 36 GBE and 36 GBM chains have pre-sharpened diamond segments and LowStretch technology for wet cutting of stone and concrete. The 36 GGM has diamond-coated steel segments for the wet cutting of ductile cast iron pipes.
- 04** GUIDE BARS WITH WATER SUPPLY  
The water channels on the guide bars wash and cool the chain, the groove in the guide bar and the sprocket nose. This ensures a long service life for the bar and chain, while also reducing the amount of dust the user is exposed to.

## COMFORT

- 05** SIDE-MOUNTED CHAIN TENSIONING  
Makes it quick and easy to tension the chain.
- 06** WATER CONNECTION WITH DOSING TAP  
The quick-release coupling enables easy connection to a water supply. Using the dosing tap, it is easy to set the water quantity for suppressing dust as well as for cooling and cleaning the chain.



### WET CUTTING

This symbol stands for wet cutting and refers to the use of water while cutting. The water suppresses the creation of dust and helps to cool and lubricate the tool.



### LOWSTRETCH TECHNOLOGY

This symbol stands for LowStretch technology. A special hard coating protects the rivets and drive links from wear. This reduces chain elongation.



### PROFESSIONAL TIP

The GS 461 concrete cutter perfectly complements the classic cut-off machine. It's ideal for precisely cutting corners, for example. First, the corners are pre-cut (pierced) using the concrete cutter and then the long, straight cuts are carried out using the cut-off machine. When using both tools, even larger openings can be cut efficiently and precisely.

Depending on the cutting attachment selected, the GS 461 is suitable for a range of applications and materials. The 36 GGM diamond cutter chain for example, consists of diamond-coated steel segments and is ideal for wet cutting of ductile cast iron pipes in channel and pipeline engineering. The 36 GGM diamond cutter chain offers excellent cutting performance for plunge cuts and cross cuts, and enables the use of the concrete cutter even in hard-to-access and restricted spaces.

**Note:** The materials excavated when working with concrete cutters and cut-off machines can be heavy. It is advisable to determine this first and, if required, divide the material to be removed into several pieces.



# CONCRETE CUTTERS AND ACCESSORIES

- For professional construction workers
- For wet cutting of concrete, stone and masonry
- For wet cutting of ductile cast iron pipe
- Ideal for cutting out corners and wall openings
- Perfectly complements the cut-off machine



## GS 461

76.5 cm<sup>3</sup> • 4.3 kW / 5.8 hp • 7.6 kg<sup>①</sup>



Handles like a chainsaw; has the power of a cut-off machine. Side-mounted chain tensioning, STIHL anti-vibration system, water connection, decompression valve, STIHL ElastoStart, wear-resistant starter cord, HD2 filter, fuel tank which can be filled when upright and has a tool-free fuel cap.

### For wet cutting of concrete and hard stone

Bar length      **40 cm<sup>②</sup>**  
Order number    **4252 200 0030**

## GUIDE CLAW

Guide and support when cutting through concrete and brickwork. Made of hardened, galvanized steel, for GS 461.



Order number    **4252 660 0900**



## FOR SUITABLE FUELS AND LUBRICANTS

SEE **PAGE 248**

① Weight excluding fuel, guide bar and diamond cutter chain

② Diamond cutter chains include a rim sprocket

③ The actual bar length is shorter than the stated bar length



### 36 GBE DIAMOND CUTTER CHAIN<sup>②</sup>



Entry-level chain for quick, steady and low-vibration wet cutting. Especially suitable for abrasive building material such as brick and lime sand brick, pre-sharpened diamond segments, with LowStretch technology.

Bar length **30 cm<sup>③</sup>**  
 Order number **3211 000 0054**

Bar length **40 cm<sup>③</sup>**  
 Order number **3211 050 0064**



### 36 GBM DIAMOND CUTTER CHAIN<sup>②</sup>



For quick, smooth and low-vibration wet cutting through concrete and hard stone. Limited suitability for cutting brick. Pre-sharpened diamond segments, with LowStretch technology.

Bar length **30 cm<sup>③</sup>**  
 Order number **3210 000 0054**

**NEW** Bar length **40 cm<sup>③</sup>**  
 Order number **3213 000 0064**



### ROLLOMATIC G GUIDE BAR<sup>①</sup>



With water channels in guide bar and sprocket nose. Specially developed for the GS 461, the bar has two holes for extending the tensioning range, hardened chain track.

**For 36 GBE and 36 GBM**  
 Bar length **30 cm<sup>③</sup>**  
 Order number **3006 000 1205**

Bar length **40 cm<sup>③</sup>**  
 Order number **3006 000 1213**

**NEW** Bar length **40 cm<sup>③</sup>**  
 Order number **3006 000 1513**

The GS 461 kit is now being supplied with new bar and chain. New guide bar 3006 000 1513 is suitable for both current (3210 & 3213) chains. The current guide bar 3006 000 1213 is only suitable for current (3210) chains.

|  |    |      |         |     |     |     |         |       |      |     |   |   |   |   |   |   |   |   |   |
|--|----|------|---------|-----|-----|-----|---------|-------|------|-----|---|---|---|---|---|---|---|---|---|
| <b>Order number</b>  |    |      |         |     |     |     |         |       |      |     |   |   |   |   |   |   |   |   |   |
| Bar length <sup>③</sup> (cm)                                 | 40 | 76.5 | 4.3/5.8 | 7.6 | 105 | 115 | 4.5/4.0 | 2-MIX | 3/8" | GBM | • | • | • | • | • | • | • | • | • |
| Displacement (cm <sup>3</sup> )                              |    |      |         |     |     |     |         |       |      |     |   |   |   |   |   |   |   |   |   |
| Power output (kW / hp)                                       |    |      |         |     |     |     |         |       |      |     |   |   |   |   |   |   |   |   |   |
| Weight <sup>①</sup> (kg)                                     |    |      |         |     |     |     |         |       |      |     |   |   |   |   |   |   |   |   |   |
| Sound pressure level <sup>④</sup> (dB(A))                    |    |      |         |     |     |     |         |       |      |     |   |   |   |   |   |   |   |   |   |
| Sound power level <sup>④</sup> (dB(A))                       |    |      |         |     |     |     |         |       |      |     |   |   |   |   |   |   |   |   |   |
| Vibration level, left/right <sup>⑤</sup> (m/s <sup>2</sup> ) |    |      |         |     |     |     |         |       |      |     |   |   |   |   |   |   |   |   |   |
| STIHL engine (2-MIX / 4-MIX <sup>®</sup> )                   |    |      |         |     |     |     |         |       |      |     |   |   |   |   |   |   |   |   |   |
| Saw chain pitch  |    |      |         |     |     |     |         |       |      |     |   |   |   |   |   |   |   |   |   |
| STIHL diamond cutter chain                                   |    |      |         |     |     |     |         |       |      |     |   |   |   |   |   |   |   |   |   |
| Side-mounted chain tensioning                                |    |      |         |     |     |     |         |       |      |     |   |   |   |   |   |   |   |   |   |
| Decompression valve  |    |      |         |     |     |     |         |       |      |     |   |   |   |   |   |   |   |   |   |
| STIHL anti-vibration system                                  |    |      |         |     |     |     |         |       |      |     |   |   |   |   |   |   |   |   |   |
| STIHL ElastoStart  |    |      |         |     |     |     |         |       |      |     |   |   |   |   |   |   |   |   |   |
| HD2 filter   |    |      |         |     |     |     |         |       |      |     |   |   |   |   |   |   |   |   |   |
| Tool-free fuel cap   |    |      |         |     |     |     |         |       |      |     |   |   |   |   |   |   |   |   |   |
| Water connection   |    |      |         |     |     |     |         |       |      |     |   |   |   |   |   |   |   |   |   |
| Wear-resistant starter cord                                  |    |      |         |     |     |     |         |       |      |     |   |   |   |   |   |   |   |   |   |

| CONCRETE CUTTERS |                      |    |      |         |     |     |     |         |       |      |     |   |   |   |   |   |   |   |   |
|------------------|----------------------|----|------|---------|-----|-----|-----|---------|-------|------|-----|---|---|---|---|---|---|---|---|
| <b>GS 461</b>    | <b>4252 200 0030</b> | 40 | 76.5 | 4.3/5.8 | 7.6 | 105 | 115 | 4.5/4.0 | 2-MIX | 3/8" | GBM | • | • | • | • | • | • | • | • |

• Fitted as standard  
 ① Only while stocks last!  
 ② Only for use with Rollocomatic G guide bar  
 ③ Bar and chain part numbers to suit GS 461 may change without notice  
 ④ K-factor according to Directive 2006/42/EC = 2.0 dB(A)  
 ⑤ K-factor according to Directive 2006/42/EC = 2 m/s<sup>2</sup>



# CUT-OFF MACHINES IN DETAIL



## TECHNOLOGY

### 01 STIHL INJECTION

The electronically controlled fuel injection ensures flawless running characteristics and engine power compared with power tools that do not feature injection technology.

### 02 ELECTRONIC WATER CONTROL

The water supply switches on and off automatically.

### 03 LONG-LIFE AIR FILTER SYSTEM WITH CYCLONE ROUTING

The filter has a service life of up to one year (depending on the operating conditions) and requires no regular cleaning.



## COMFORT

### 04 STIHL ANTI-VIBRATION SYSTEM

Buffer and spring elements reduce the transmission of engine vibrations to the operator's arms and hands, making the tool comfortable to use.

### 05 WATER CONNECTION

The quick-release coupling is easy to attach. The water is routed to the cutting wheel for cleaning and dust suppression during wet cutting.

### 06 TOOL-FREE FUEL CAP

Special caps allow you to open and close the tank cap quickly, easily and without tools.

### 07 MAGNESIUM GUARD

The cast magnesium cutting wheel guard is particularly light. The guard and water supply are ergonomically designed.



# CUT-OFF MACHINES

- Hand-held tools
- For building, civil engineering and road construction, equipment rental companies, and professionals in horticulture and landscaping
- Petrol tools for cutting concrete, stone, asphalt, structural steel and pipes
- Battery power tools for cutting flooring panels, tiles, bricks and reinforcement mats



## TS 420<sup>Ⓞ</sup>

66.7 cm<sup>3</sup> • 3.2 kW / 4.4 hp • 9.7 kg<sup>Ⓢ</sup>

An all-purpose cut-off machine for construction and below-ground works. With 350 mm cutting wheel to cut up to 125 mm deep. The STIHL anti-vibration system guarantees the cut-off machine cuts well. Long-life air filter system, low-fatigue start-up process thanks to the decompression valve.

Order number **4238 011 2808**



## TS 440<sup>Ⓞ</sup>

66.7 cm<sup>3</sup> • 3.2 kW / 4.4 hp • 11.1 kg<sup>Ⓢ</sup>

Cut-off machine with extended guard protection and innovative STIHL QuickStop cutting wheel brake. For 350 mm cutting wheels. This guard can be adjusted toward the rear for efficient operation when cutting pipes, and for use in areas that are difficult to access. Equipped with electronic water control, long-life air filter system.

Order number **4238 011 2809**



### PROFESSIONAL TIP

The guard in the TS 440 can be adjusted in such a way that the cutting wheel is accessible from the top. This makes cut guidance significantly easier when cutting through pipes, particularly in the lower sections and in corners, as well as cutting into walls. The STIHL QuickStop cutting wheel brake supports you in the process. When the wheel guard is open and if there is sufficient resistance, the cutting wheel is stopped in a fraction of a second, triggered by a sensor.

<sup>Ⓞ</sup> Delivery includes composite resin cutting wheel for structural and stainless steel  
<sup>Ⓢ</sup> Weight excluding fuel and cutting wheel





**TS 500i**<sup>①</sup>

72.2 cm<sup>3</sup> • 3.9 kW / 5.3 hp • 10.2 kg<sup>②</sup>

An all-purpose cut-off machine with STIHL Injection. For 350 mm cutting wheels. The electronically controlled fuel injection guarantees perfect running performance and high torque. With just one start position, the device is particularly easy to start. Electronic water control for easy water supply metering. Together with the STIHL anti-vibration system, which ensures especially low vibration levels, the tool helps you to achieve a very precise cut. STIHL ElastoStart and the decompression valve make starting the machine notably easier.

Order number **4250 011 2808**



**TS 800**<sup>①</sup>

98.5 cm<sup>3</sup> • 5.0 kW / 6.8 hp • 12.7 kg<sup>②</sup>

STIHL cut-off machine for 400 - 418 mm cutting wheels. Attains the maximum cutting depth of 145 mm, reduced weight due to magnesium guard. Also perfectly suited for carrying out separating cuts on the FW 20 cart (supplied separately). Equipped with decompression valve and STIHL ElastoStart for effortless starting and the long-life air filter system.

Order number **4224 011 2808**



**TS 700**<sup>①</sup>

98.5 cm<sup>3</sup> • 5.0 kW / 6.8 hp • 11.7 kg<sup>②</sup>

The most powerful STIHL cut-off machine for 350 mm cutting wheels. The cut-off machine is perfectly suited to use at full cutting depth and also on the FW 20 cart (supplied separately). Equipped with decompression valve and STIHL ElastoStart for effortless starting and the long-life air filter system.

Order number **4224 011 2807**



**FOR SUITABLE FUELS AND LUBRICANTS**

SEE **PAGE 248**



**FOR SUITABLE CUTTING WHEELS**

SEE **FROM PAGE 134**

i = STIHL Injection

① Delivery includes composite resin cutting wheel for structural and stainless steel

② Weight excluding fuel and cutting wheel

③ Weight excluding battery and cutting wheel

④ Explanation of symbols on page 304



**TSA 230<sup>®</sup>**

36 V • 3.9 kg<sup>®</sup>



Easy-to-manoevre battery cut-off machine for 230 mm cutting wheels. Suitable for indoor and outdoor use, up to 70 mm cutting depth, water connection with ball valve and hose coupling for wet cutting, spindle lock, maintenance-free belt drive.

TSA 230 excluding battery and charger  
Order number **4864 011 6600**



**FOR COMPATIBLE BATTERIES AND OTHER ACCESSORIES**

SEE **FROM PAGE 14**



PAGE **232**

**TSA 230 WITH SE 133 ME FOR LOW-DUST WORK**



An indispensable addition for dust-heavy use in indoor areas.



# PARTS AND ACCESSORIES FOR CUT-OFF MACHINES

- For carrying out a broad range of tasks and making the cut-off machine even easier to use
- Cart for precise cutting and longer cut lengths
- Simple, tool-free assembly and disassembly of the cut-off machine on the cart



## FW 20 CART WITH ATTACHMENT KIT

For exact edges over long cuts, with depths accurate to the millimetre. Suitable for all hand-held STIHL cut-off machines, an attachment kit with a quick-mounting system is included.



For TS 420, TS 500i

Order number **4224 200 0043**

For TS 700, TS 800

Order number **4224 200 0033**

Not compatible with TS 440



### PROFESSIONAL TIP

The FW 20 cart can be folded up for easy storage. One person can transport it effortlessly. Even the quick-release device boasts many advantages making the cut-off machine multi-talented. So you can benefit from having two tools in one – a cut-off machine and a compact cart-mounted cut-off machine.

|   | Order number         | Displacement (cm <sup>3</sup> ) | Power output (kW / hp) | Rated voltage (V) |
|---|----------------------|---------------------------------|------------------------|-------------------|
| <b>PETROL CUT-OFF MACHINES<sup>®</sup></b>  |                      |                                 |                        |                   |
| <b>TS 420</b>                               | <b>4238 011 2810</b> | 66.7                            | <b>3.2</b> / 4.4       | -                 |
| <b>TS 440</b>                               | <b>4238 011 2820</b> | 66.7                            | <b>3.2</b> / 4.4       | -                 |
| <b>TS 500i</b>                              | <b>4250 011 2810</b> | 72.2                            | <b>3.9</b> / 5.3       | -                 |
| <b>TS 700</b>                               | <b>4224 011 2800</b> | 98.5                            | <b>5.0</b> / 6.8       | -                 |
| <b>TS 800</b>                               | <b>4224 011 2820</b> | 98.5                            | <b>5.0</b> / 6.8       | -                 |
| <b>BATTERY CUT-OFF MACHINES<sup>®</sup></b> |                      |                                 |                        |                   |
| <b>TSA 230</b>                              | <b>4864 011 6600</b> | -                               | -                      | 36                |

- Fitted as standard
- Retrofittable (accessory)

i = STIHL Injection

## QUICK-MOUNTING SYSTEM CONVERSION KIT

For the FW 20 cart.

For TS 420, TS 500i

Order number 4250 790 0702

For TS 700, TS 800

Order number 4224 790 0705



### ATTACHMENT SET FOR WATER TANK

13.0 l. For the FW 20 cart.  
With coupling sleeve.

Order number  
4224 007 1018



### CUTTING DIRECTION INDICATOR

For the FW 20 cart.

Order number  
4205 007 1009

Upright with water cut-off valve

Order number  
4224 007 1018



| Weight (kg)       | Sound pressure level <sup>①</sup> (dB(A)) | Sound power level <sup>②</sup> (dB(A)) | Vibration level, left/right <sup>③</sup> (m/s <sup>2</sup> ) | STIHL engine (2-MIX / 4-MIX <sup>®</sup> ) / STIHL battery system | Total length (cm) | Cutting wheel (mm) | Max. cutting depth (mm) | Decompression valve | STIHL anti-vibration system | STIHL ElastoStart | Water connection | Wear-resistant starter cord | Magnesium guard | Electronic water control | STIHL QuickStop cutting wheel brake | Cyclone routing | STIHL Injection |
|-------------------|---|--|--|---|-------------------|--------------------|-------------------------|---------------------|-----------------------------|-------------------|------------------|-----------------------------|-----------------|--------------------------|-------------------------------------|-----------------|-----------------|
| 9.7 <sup>④</sup>  | 98 <sup>⑤</sup>                           | 109 <sup>⑥</sup>                       | 3.9 / 3.9  | 2-MIX   | 72.0              | 350                | 125                     | •                   | •                           | ○                 | •                | •                           | •               | -                        | -                                   | •               | -               |
| 11.1 <sup>④</sup> | 98 <sup>⑤</sup>                           | 109 <sup>⑥</sup>                       | 3.9 / 3.9  | 2-MIX   | 72.7              | 350                | 125                     | •                   | •                           | ○                 | •                | •                           | •               | •                        | •                                   | •               | -               |
| 10.2 <sup>④</sup> | 98 <sup>⑤</sup>                           | 112 <sup>⑥</sup>                       | 2.4 / 2.0  | 2-MIX   | 73.0              | 350                | 125                     | •                   | •                           | •                 | •                | •                           | •               | •                        | -                                   | •               | •               |
| 11.7 <sup>④</sup> | 101 <sup>⑤</sup>                          | 113 <sup>⑥</sup>                       | 6.6 / 4.5  | 2-MIX   | 84.0              | 350                | 125                     | •                   | •                           | •                 | •                | ○                           | •               | -                        | -                                   | •               | -               |
| 12.7 <sup>④</sup> | 101 <sup>⑤</sup>                          | 114 <sup>⑥</sup>                       | 6.5 / 3.9  | 2-MIX   | 89.0              | 400                | 145                     | •                   | •                           | •                 | •                | ○                           | •               | -                        | -                                   | •               | -               |
| 3.9 <sup>④</sup>  | 103 <sup>⑤</sup>                          | 114 <sup>⑥</sup>                       | 3.5 / 3.5  | AP-System   | 55.0              | 230                | 70                      | -                   | -                           | -                 | •                | -                           | •               | -                        | -                                   | -               | -               |

① K-factor according to Directive 2006/42/EC = 2.0 dB(A)  
 ② K-factor according to Directive 2006/42/EC = 2 m/s<sup>2</sup>  
 ③ Delivery includes composite resin cutting wheel for structural and stainless steel

④ Weight excluding fuel and cutting wheel  
 ⑤ Weight excluding battery and cutting wheel  
 ⑥ Measurement according to ISO 19432  
 ⑦ Measurement with cutting wheels according to EN 60745-2:22



## PRESSURISED WATER CONTAINER

10 l. For mobile water supply to cut-off machines on construction sites with no water connections. Not recommended for the GS 461.



Order number 0000 670 6000

## WHEEL SET

Attachment kit for the front foot. The cut-off machine is supported on flat surfaces, and its smooth-running wheels make it easy to move the tool, for TS 420, TS 500i, TS 700 and TS 800.



Order number 4224 007 1014

## DEPTH STOP

The depth stop with vacuum support enables dust-free cutting of mineral construction materials on flat surfaces. Exact and continuously adjustable cutting depth possible for TSA 230.



Order number 4864 690 0801

## VISION SAFETY GLASSES

Very light glasses with a sporty design. Large lenses with 100% UV protection, scratch-resistant exterior and interior. AS/NZS 1337.1



Clear

Order number 7004 884 0300

## BLADE SPACER (NOT PICTURED)

Adapter for diamond cutting wheels. 1" bore made of brass, for all cut-off machines with 20 mm shaft.

Order number 0000 708 4200

# CUTTING WHEELS

- Composite resin and diamond cutting wheels for cutting natural stone, asphalt, steel and concrete
- Designed to perfectly fit STIHL cut-off machines
- Long service life and high cutting performance



# COMPOSITE RESIN CUTTING WHEELS

## STRUCTURAL STEEL

For cutting structural steel and metal profiles in construction as well as in metal processing operations.

K-ME



## ASPHALT / DUCTILE CAST IRON

Cutting wheel for road construction and pipeline engineering, specially for cutting ductile cast iron pipes.

K-DG



## STONE

Cutting wheel for bricks and for general construction use.

K-BA



| Order number                          | Diameter (mm)              | RECOMMENDED USE <sup>Ⓞ</sup> |                             |                   |                  |
|---------------------------------------|----------------------------|------------------------------|-----------------------------|-------------------|------------------|
|                                       |                            | Asphalt                      | Granite, hard natural stone | Ductile cast iron | Structural steel |
| <b>COMPOSITE RESIN CUTTING WHEELS</b> |                            |                              |                             |                   |                  |
|                                       | 0835 010 7001              | 350                          |                             |                   |                  |
| <b>K-ME</b>                           | 0835 012 7001 <sup>Ⓢ</sup> | 350                          | -                           | -                 | -                |
|                                       | 0835 010 7002              | 400                          |                             |                   | •                |
| <b>K-DG</b>                           | 0835 030 7001              | 350                          | •                           | -                 | •                |
|                                       | 0835 030 7002              | 400                          |                             |                   | -                |
| <b>K-BA</b>                           | 0835 020 7001              | 350                          | -                           | •                 | -                |
|                                       | 0835 020 7002              | 400                          |                             |                   | -                |

• Suitable  
- Not recommended

Ⓞ When selecting cutting wheels, you need to consider the intended application as well as the cut-off machine at hand.  
Ⓢ Suitable for TS 440



# DIAMOND CUTTING WHEELS

STIHL diamond cutting wheels meet the highest quality standards, and are versatile enough to handle a vast range of materials. When used with a hand-held cut-off machine on natural stone, concrete and asphalt in particular, they really shine in comparison to other cutting wheels. You'll always find the right cutting wheel for your specific application and conditions among our wide range of products. Cutting wheels are optimally coordinated to our cut-off machines, to ensure maximum performance.



STURDY AND DURABLE

QUICK AND PRECISE

VERSATILE AND RELIABLE

## FOR GENERAL CONSTRUCTION USE

Our B-type diamond cutting wheels are a robust, classic choice for cutting a range of materials on construction sites. Reliability and durability assured – from the entry-level D-B10 to the D-B80 professional cutting wheel.

D-B10

D-B70



## FOR ALL-PURPOSE USE

Our BA-type diamond cutting wheels are real all-rounders, as they are ideal for working a huge range of materials including asphalt, brick, clinker, concrete, and reinforced hard concrete. These cutting wheels are available in three performance classes, from entry-level to professional:

D-BA80

D-BA90



## FOR HEAVY-DUTY AND SPECIAL USES

Premium D-SB90 and D-X100 diamond cutting wheels offer the ultimate in cutting performance, particularly when it comes to building materials such as granite and reinforced concrete. The special D-G80 diamond cutting wheel provides impressively long service life, as well as excellent cutting performance on ductile cast iron pipes in pipeline construction.

D-SB80

D-X100

D-G80





| Order number                                  | Diameter (mm) | RECOMMENDED USE <sup>Ⓞ</sup> |                |           |       |          |                     |  |                             |                   |   |
|---|---------------|------------------------------|----------------|-----------|-------|----------|---------------------|--|-----------------------------|-------------------|---|
|   |               | Asphalt                      | Fresh concrete | Sandstone | Brick | Concrete | Reinforced concrete | Strongly reinforced concrete, old concrete | Granite, hard natural stone | Ductile cast iron |   |
| <b>DIAMOND CUTTING WHEELS</b>                 |               |                              |                |           |       |          |                     |  |                             |                   |   |
| <b>FOR GENERAL CONSTRUCTION USE</b>           |               |                              |                |           |       |          |                     |  |                             |                   |   |
| <b>D-B10</b>                                  | 0835 090 7034 | 230                          |                |           |       |          |                     |  |                             |                   |   |
| Service life                                  | 0835 090 7040 | 350                          | -              | -         | -     | •        | •                   | •  | -                           | -                 | - |
| Cutting performance                           | 0835 090 7024 | 400                          |                |           |       |          |                     |  |                             |                   |   |
| <b>D-B20</b>                                  | 0835 090 7044 | 350                          |                |           |       |          |                     |  |                             |                   |   |
| Service life                                  | 0835 090 7045 | 400                          | -              | -         | -     | •        | •                   | •  | -                           | -                 | - |
| Cutting performance                           | 0835 090 7045 | 400                          |                |           |       |          |                     |  |                             |                   |   |
| <b>FOR ALL-PURPOSE USE</b>                    |               |                              |                |           |       |          |                     |  |                             |                   |   |
| <b>D-BA80</b>                                 | 0835 094 7001 | 350                          |                |           |       |          |                     |  |                             |                   |   |
| Service life                                  | 0835 094 7002 | 400                          | •              | •         | •     | •        | •                   | •  | -                           | -                 | - |
| Cutting performance                           | 0835 094 7002 | 400                          |                |           |       |          |                     |  |                             |                   |   |
| <b>D-BA90</b>                                 | 0835 094 7003 | 350                          |                |           |       |          |                     |  |                             |                   |   |
| Service life                                  | 0835 094 7004 | 400                          | •              | •         | •     | •        | •                   | •  | -                           | -                 | - |
| Cutting performance                           | 0835 094 7004 | 400                          |                |           |       |          |                     |  |                             |                   |   |
|   | 0835 094 7005 | 418                          |                |           |       |          |                     |  |                             |                   |   |
| <b>FOR HEAVY-DUTY AND SPECIAL USES</b>        |               |                              |                |           |       |          |                     |  |                             |                   |   |
| <b>D-X100</b>                                 | 0835 092 7000 | 230                          |                |           |       |          |                     |  |                             |                   |   |
| Service life                                  |               |                              | -              | -         | -     | •        | •                   | •  | •                           | •                 | - |
| Cutting performance                           |               |                              |                |           |       |          |                     |  |                             |                   |   |
| <b>D-G80</b>                                  | 0835 070 7000 | 350                          |                |           |       |          |                     |  |                             |                   |   |
| Service life                                  |               |                              | -              | -         | -     | -        | -                   | -  | -                           | -                 | • |
| Cutting performance                           |               |                              |                |           |       |          |                     |  |                             |                   |   |
| <b>FOR BRICK THROUGH TO DUCTILE CAST IRON</b> |               |                              |                |           |       |          |                     |  |                             |                   |   |
| <b>D-SB80</b>                                 | 0835 096 7002 | 350                          |                |           |       |          |                     |  |                             |                   |   |
| Service life                                  |               |                              | -              | -         | -     | •        | •                   | •  | •                           | •                 | - |
| Cutting performance                           |               |                              |                |           |       |          |                     |  |                             |                   |   |

• Suitable      Ⓞ When selecting cutting wheels, you need to consider the intended application as well as the cut-off machine at hand.  
 - Not recommended

Note: All STIHL cut-off machines are delivered with a composite resin cutting wheel for structural and stainless steel





# TAKE CHARGE WITH BATTERY POWERED LAWNMOWERS.

---

|  |            |                             |            |
|--|------------|-----------------------------|------------|
| Finding the perfect lawn mower for you | <b>140</b> | Battery lawn mowers         | <b>149</b> |
| Robotic mowers                         | <b>144</b> | Accessories for push mowers | <b>151</b> |
| Accessories for robotic mowers         | <b>146</b> | Aerators                    | <b>155</b> |



# CHOOSING THE PERFECT LAWN MOWER FOR YOU

---

Choosing the right lawn mower is the first step to achieving a well-maintained lawn. High-quality, sophisticated equipment and attractive design are brought together in all of our models. In fact, there's only one real question to consider: what's your favoured approach to mowing the lawn – automatic, dynamic, or convenient? Do you value comfort, ease of movement, high power, combined with low noise level? Each lawn mower model has its own particular features. This overview will help you in finding the right lawn mower that meets your personal requirements in the best possible way.



## ROBOTIC MOWERS

---

For a perfect lawn and more time for garden projects. Whether in a small, mid-sized or larger area of lawn, the iMOW® robotic mower provides rapid, quiet and consistent mowing and maintenance.

- Fully automatic lawn care
- Achieve optimum results quickly, quietly, effectively and at times that suit you
- Mulching mower - nourishes your lawn as it mows
- No grass to collect - shreds grass finely back into the lawn
- Can cover up to 5000 m<sup>2</sup>
- Adjustable cutting height
- Rain sensors to stop mowing when wet
- Suitable for steep lawns up to 45% incline





## PUSH MOWERS

Push mowers are perfect for the active mowing of small, mid-sized and large lawn areas. You can choose between a suitable battery model, depending on the space to be maintained.

For anyone who likes their mowing to be cable-free, environmentally friendly, flexible, and quiet too.

- Cable-free, flexible lawn mowing
- Low noise and high power, thanks to STIHL lithium-ion batteries
- Easy to manoeuvre and steer
- Batteries also fit other STIHL garden power tools



## SELF-PROPELLED LAWN MOWERS

Battery powered self-propelled mowers enable effortless mowing with adjustable Vario speed control. You can choose from self-propelled mower models to suit small, medium and large gardens as well as for public spaces.

- Effortless mowing at the pace you choose
- Drive motor can be disengaged for easy manoeuvring
- Efficient flow optimised blades, automatic blade speed adjustment and efficient EC motor combine to provide optimum mowing areas on a single charge
- Batteries also fit other STIHL garden power tools



# ROBOTIC MOWERS IN DETAIL



## TECHNOLOGY

### 01 MOVING HOOD WITH SENSORS

The robust hood protects your iMOW® against the weather. In addition, sensors integrated into the hood can detect contact with an object on the lawn area and immediately initiate a change of direction.

### 02 MULCH MOWER UNIT

The sturdy mulching blade in iMOW® robotic mowers ensures a consistently precise cutting pattern even in taller grass growth. The rotation direction of the mulching blade is automatically changed time the blade stops, ensuring even wear to the blades of the robotic mower. The blades can be changed with no need for tools.

### 03 MAXIMUM GRADIENT CAPABILITY

The models in the RMI 6 series can handle inclines up to 45%.

### 04 ADAPTIVE SLOPE SPEED

During mowing, Adaptive Slope Speed technology optimally adjusts the mower speed according to the slope of the mowing area.



## CONVENIENCE

### 05 CONTROL CONSOLE

The control console is integrated into the housing of the iMOW® and has a bright LCD display. In models in the RMI 6 series, the control console is also detachable, for even more ease of operation.

### 06 INTEGRATED RAIN SENSOR

The integrated sensor detects rain and interrupts automatic mowing to protect the lawn. The mowing process is continued at a later point in time. If you would like your iMOW® robotic mower to mow the lawn even when it is raining, the sensitivity of the rain sensor can be adjusted or switched off entirely.

### 07 DYNAMIC MOWING PLAN

Within the specified time window and based on the size of the mowing area, the iMOW® robotic mower independently determines mowing times to achieve an optimum mowing result. The dynamic mowing plan function is optional and can be activated as required.

# ROBOTIC MOWERS

- Fully automatic lawn mowing
- Intuitive operation
- Access via the iMOW® app is possible in all C models
- Schedule work flexibly, whatever the weather



## RMI 422 P

up to 1,500 m<sup>2</sup>



Fully automatic robotic mower for lawn areas of up to 1,500 m<sup>2</sup>. Cuts, shreds the cuttings, and fertilises as a mulch mower in one work process. Cutting width 20 cm. Weight: 10.0 kg<sup>①</sup>. Includes: Docking station, AKM 100 small-area module, 4 pegs, iMOW® ruler.

Order number **6301 011 1497**



## NEW RMI 522 C

up to 2,100 m<sup>2</sup> • Access via the iMOW® app



Fully automatic and compact robotic mower for mid-sized lawn areas of up to 2,100 m<sup>2</sup>. Cuts grass, shreds clippings, and fertilises in one work step as a mulch mower, while also ensuring an excellent result and cutting pattern. Optionally activated self-docking function. Straightforward and convenient access via the iMOW® app. Cutting width 20 cm. Weight: 10.0 kg<sup>①</sup>. Includes: docking station, 4 pegs, iMOW®, ruler

Order number **6305 011 1400**



### THE iMOW® APP MAKES LAWN MOWING SOMETHING YOU TAKE CARE OF WITH A FINGER TAP!

Turn the iMOW® robotic mower into an independent Smart Home System. Wherever you are, the app means you can use your tablet or smartphone to access your iMOW® C model. It features an intuitively designed interface via which you can view all the important functions and performance data for the robotic mower and make individual adjustments - all in real time.

C = Communication  
P = Performance

① Weight including battery  
③ Explanation of symbols on page 304  
④ As recommended by CHOICE® experts





## RMI 632 P

up to 5,000 m<sup>2</sup> • Access via iMOW® app



Fully automatic robotic mower for very large lawn areas of up to 5,000 m<sup>2</sup>. Cuts, shreds the cuttings, and fertilises as a mulch mower in one work process. Straightforward and convenient access via the iMOW® app. Cutting width 28 cm. Weight: 15.0 kg<sup>Ⓞ</sup>. Includes: docking station, 4 pegs, iMOW®, ruler

Order number **6309 011 1497**



### PROFESSIONAL TIP

Take advantage of the installation service offered by our authorised STIHL dealers! On request, our experts can lay boundary wire, position the docking station, create the mowing plan, and program your iMOW® robotic mower appropriately. Does your iMOW® need repair or maintenance? Your expert STIHL dealer is available to help you here too!



## PAGE 147

### iMOW® & LAWN MOWER / iMOW® & LAWN MOWER PLUS

The iMOW® robotic mower is your reliable assistant when it comes to a beautiful and well-maintained lawn. However, to unlock its full potential over the long term, you should give it a little regular care. Our new cleaning and care kit contains everything you need to do so: the brush is perfect for cleaning the mowing deck as well as the underside of the robotic mower. With STIHL Multiclean, you can remove dirt from the housing without damaging the plastic in the process. You can then complete the final step, using the microfibre cloth to achieve a spotlessly clean finish. The iMOW® & Lawn Mower Care & Clean Kit is available as a standard version, or you can choose the special value iMOW® & Lawn Mower PLUS Care & Clean Kit which includes an additional microfibre cloth and transport bag. Don't have a iMOW® robotic mower yet? Well the care & clean kit is of course also great for maintaining your lawn mower!



# ACCESSORIES FOR ROBOTIC MOWERS

- About installation
- For protecting the lawn mower
- About cleaning
- Wheels and wheel weights



## AIP 601

Protect sun canopy for the docking station, as optional sun protection for the robotic mower. With integrated folding mechanism.



Order number **6909 780 5405**

## AVS 100

Heavy front wheels for use on particularly bumpy terrain. For series RMI 4 and RMI 6.



Order number **6909 007 1052**

## TRACTION WHEELS

Drive wheel for improved all-terrain suitability, 2 pieces.



**ART 220** for series RMI 4 and RMI 5  
Order number **6909 700 0425**

**ART 240** for series RMI 6  
Order number **6909 700 0412**

Order number

Maximum lawn area<sup>Ⓞ</sup> (m<sup>2</sup>)

Maximum gradient (%)

Cutting width (cm)

### ROBOTIC MOWERS

|   |                      |       |    |    |
|---|----------------------|-------|----|----|
| <b>RMI 422 P<sup>Ⓞ</sup></b>            | <b>6301 011 1497</b> | 1,500 | 40 | 20 |
| <b>RMI 522 C<sup>Ⓞ</sup></b> <b>NEW</b> | <b>6305 011 1400</b> | 2,100 | 40 | 20 |
| <b>RMI 632 P<sup>Ⓞ</sup></b>            | <b>6309 012 1410</b> | 4,000 | 45 | 28 |

- Fitted as standard
- C = Communication
- P = Performance

Ⓞ Under ideal conditions (no obstacles, straightforward geometry and minimal gradients in the garden, **moderate lawn growth**)

## ALM 030

Long blade (30 cm), suitable for the RMI 6 series.

Order number **6909 007 1022**



## CARE & CLEAN KIT iMOW® & LAWN MOWER


Cleaning and care kit for iMOW® and lawn mower. For effective cleaning of the housing, mower unit, and iMOW® docking station.

### iMOW® & Lawn Mower Care & Clean Kit - standard pack

- 1 × MultiClean, 500 ml
- 1 × cleaning brush with scraper
- 1 × microfibre cloth (grey)



Order number **0782 516 8600**



| Cutting height (mm)   | Duration of mowing <sup>ⓐ</sup> (average per week/h) | Rated output (W) | Working speed (rpm) | Battery type | Weight <sup>ⓑ</sup> (kg) | Measured sound power level $L_{wA}$ (dB(A)) | Measured sound pressure level $L_{pA}$ (dB(A)) | Sound pressure level uncertainty factor $K_{pA}$ <sup>ⓐ</sup> (dB(A)) | Guaranteed sound power level $L_{wA} + K_{wA}$ <sup>ⓐ</sup> (dB(A)) | Direct self-docking | Moving hood with sensors | Mulch mower unit | Removable control console | App access | Adaptive Slope Speed | Dynamic mowing plan |
|-----------------------|--|------------------|---------------------|--------------|--------------------------|---|--|---|---|---------------------|--------------------------|------------------|---------------------------|------------|----------------------|---------------------|
| 20 - 60 (multi-level) | 25   | 60               | 4,450               | Lithium-ion  | 10.0                     | 60  | 49   | 2   | 62  | -                   | ●                        | ●                | -                         | -          | ●                    | ●                   |
| 20 - 60 (multi-level) | 35   | 60               | 4,450               | Lithium-ion  | 10.0                     | 60  | 52   | 2   | 62  | ●                   | ●                        | ●                | -                         | ●          | ●                    | ●                   |
| 20 - 60 (multi-level) | 40   | 185              | 3,150               | Lithium-ion  | 15.0                     | 59  | 48   | 3   | 62  | -                   | ●                        | ●                | ●                         | -          | ●                    | ●                   |

ⓐ Under ideal conditions (no obstacles, straightforward geometry and minimal gradients in the garden, **moderate lawn growth**), refers to the stated maximum area

ⓑ Weight including battery  
ⓐ  $K_{wA}/K_{pA}$  uncertainty factors in accordance with Dir. 2006/42/ECRS

ⓐ Does not fall under the 2000/14/EC Noise Directive,  $K_{wA}$  2 dB(A) uncertainty factor in accordance with Dir. 2006/42/ECRS  
ⓐ Does not fall under the 2000/14/EC Noise Directive,  $K_{wA}$  3 dB(A) uncertainty factor in accordance with Dir. 2006/42/ECRS

# LAWN MOWERS IN DETAIL



## TECHNOLOGY

- 01 DIRECT DRIVE FOR THE BLADE**  
Ensures efficient energy usage and therefore greater area capacity per battery charge.
- 02 FLOW-OPTIMISED BLADE**  
Only circulates the required amount of air. The minimised resistance enables longer battery life. An integrated target bending position protects the crankshaft against damage.
- 03 ECO MODE**  
When activated, automatically adapts the speed of the engine to the actual power required, for lower energy consumption and more mowing capacity per battery charge.
- 04 CENTRAL CUT-HEIGHT ADJUSTMENT**  
Spring mounting means that your preferred cut-height can be easily adjusted in just a few steps. A scale shows the current height.

## COMFORT

- 05 COMFORT HANDLEBAR**  
The comfort handlebar guarantees easy handling while mowing lawns and removing the grass catcher box. The handlebar can be folded to save space during storage and transport. The handlebar can be adapted to the user's height without the need of tools.
- 06 FOLDING GRASS CATCHER BOX WITH FILL-LEVEL DISPLAY**  
The folding mechanism makes opening and emptying very easy. The airflow during mowing directs the cuttings into the grass catcher box and ensures dense filling. The slats in the basket direct the air onto the ground at the sides, meaning that the user and lawn mower are protected against dirt being swirled up. The fill-level display indicates when it is time for emptying.

# BATTERY LAWN MOWERS

- For hobby gardeners, gardeners and professional users performing lawn care
- Low-noise and zero-emissions work thanks to STIHL lithium-ion batteries
- Very agile and easy to manoeuvre
- Cable-free and flexible lawn mowing



## RMA 235

36 V • 14.0 kg<sup>①</sup>

Lightweight, easy-to-manoeuve battery lawn mower with a 33 cm cutting width for small areas of lawn. With automatic blade speed control, and flow-optimised blade for longer battery life. 25 - 65mm central cut-height adjustment. Folding bar with 2-setting height adjustment. Including folding 30-litre grass catcher box with fill-level indicator. Robust UV tolerant polymer housing.

**RMA 235** excluding battery and charger

Order number **6311 011 1407**



## RMA 339

36 V • 16.0 kg<sup>①</sup>

Lightweight, manoeuvrable battery lawn mower with a 37 cm cutting width for small to medium-sized areas of lawn. With automatic ECO blade speed control, and flow-optimised blade for longer battery life. 20 - 70mm central cut-height adjustment as well as foldable handlebar. Including folding 40-litre grass catcher box with fill-level indicator. Robust UV tolerant polymer housing.

**RMA 339** excluding battery and charger

Order number **6320 011 1416**

**RMA 339 set** with AK 30 and AL 101

Order number **6320 011 1445**



## SUITABLE BATTERIES AND OTHER ACCESSORIES

SEE FROM PAGE 14

<sup>①</sup> Weight excluding battery

<sup>②</sup> Explanation of symbols on page 304





### RMA 460 V

36 V • 28.0 kg<sup>①</sup>



Efficient battery self-propelled lawn mower with a 46 cm cutting width for medium-sized areas of lawn. With automatic ECO blade speed control, 25 - 100mm central cut-height adjustment, 1.5km/h to 4.5km/h Vario wheel drive and 3-setting height-adjustable bar for comfortable work. Including 60-litre grass catcher.

RMA 460 V excluding battery and charger

Order number **6368 011 1410**

**Additional versions:** RMA 460 see table, page 153



### RMA 510 V

36 V • 29.0 kg<sup>①</sup>



Efficient battery lawn mower with a 51 cm cutting width for medium-sized areas of lawn. Central cut-height adjustment, electric Vario wheel drive and folding bar with 3-setting height adjustment for comfortable work. Including 70-litre grass catcher box with fill-level indicator.

RMA 510 V excluding battery and charger

Order number **6372 011 1410**

**Additional versions:** RMA 510 see table, page 153



### RMA 443 C

36 V • 21.0 kg<sup>①</sup>



Powerful and manoeuvrable battery lawn mower for larger areas of lawn. Adjustable mono comfort handlebars for ergonomic work. 6 position central cut-height adjustment, 25 - 75 mm, automatic ECO blade speed control, and flow-optimised blades ensure longer battery life. Robust UV tolerant polymer housing, folding 55-litre grass collection box with fill level display, cutting width 41 cm.

RMA 443 C excluding battery and charger

Order number **6338 011 1412**



### RMA 765 V

36 V • 44.0 kg<sup>①</sup>



ACCESSORIES:

**ADA 700  
DOUBLE  
BATTERY SLOT  
ADAPTER**



See page 46

Robust professional self-propelled battery lawn mower for regular care of lawns in particularly noise-sensitive areas such as residential locations, schools, and hospital gardens. 63 cm cutting width, 2-blade flow-optimised mowing unit, 25 - 100 mm independent wheel cut-height adjustment, 6 stage electric Vario wheel drive, and height-adjustable folding comfort handlebar. 80-litre grass catcher box with fill-level indicator.

RMA 765 V excluding battery and charger

Order number **6392 011 1407**

C = Comfort version  
V = Vario wheel drive

① Weight excluding battery  
② Explanation of symbols on page 304  
③ As recommended by CHOICE® experts

# ACCESSORIES FOR PUSH MOWERS

- Extension set for mulching and catching
- Equipment for making work easier



## MULCHING KIT

Mulching kit with multi-blade and mulching attachment To select the right mulching kit for your lawn mower, please note the information in the footnotes.



**AMK 039** for models with a 37 cm cutting width  
Order number **6909 007 1081**

**AMK 043** for models with a 41 cm cutting width  
Order number **6909 007 1083**

**AMK 065** for RMA 765 V  
Order number **6909 007 1063**

## ADA 700

Double battery slot adapter for use of two AP batteries, for RMA 765 V. AP batteries not included in scope of delivery.



Order number **6909 400 9401**



## PROFESSIONAL TIP

The ADA 700 double battery slot adapter is available as an accessory for the STIHL RMA 765 V professional battery lawn mower as an alternative to the AR L batteries. This makes the model fully compatible with the AP System. The battery slot provides space for two lithium-ion batteries that are discharged one after the other. The use of AP 300 and AP 300 S batteries is recommended. This flexible approach means the batteries can easily be removed and used with the existing AP system tools for other landscaping jobs.





Order number

Lawn areas up to ... (m<sup>2</sup>)

Cutting width (cm)

Cutting height (mm)

Mulching function

Grass catcher box (l)

Drive (km/h)

| BATTERY LAWN MOWERS                       |  |                    |                     |                             |                       |              |           |
|---|--|--------------------|---------------------|-----------------------------|-----------------------|--------------|-----------|
| Order number                              | Lawn areas up to ... (m <sup>2</sup> ) | Cutting width (cm) | Cutting height (mm) | Mulching function           | Grass catcher box (l) | Drive (km/h) |           |
| <b>RMA 235</b>                            | 6311 011 1410                          | -                  | 33                  | 25 - 65 (5x, central)       | -                     | 30           | -         |
| <b>RMA 339</b>                            | 6320 011 1415                          | -                  | 37                  | 30 - 70 (5x, central)       | o                     | 40           | -         |
| <b>RMA 339 set</b><br>with AK 20 + AL 101 | 6320 011 1440                          | 250 <sup>Ⓞ</sup>   | 37                  | 30 - 70 (5x, central)       | o                     | 40           | -         |
| <b>RMA 443 C</b>                          | 6338 011 1405                          | -                  | 41                  | 25 - 75 (6x, central)       | o                     | 55           | -         |
| <b>RMA 460</b>                            | 6368 011 1400                          | -                  | 46                  | 35 - 90 (7x, central)       | ●                     | 60           | -         |
| <b>RMA 460 V</b>                          | 6368 011 1410                          | -                  | 46                  | 35 - 90 (8x, central)       | ●                     | 60           | V/1 - 4.5 |
| <b>RMA 510</b>                            | 6372 011 1400                          | -                  | 51                  | 25 - 100 (7x, central)      | ●                     | 75           | -         |
| <b>RMA 510 V</b>                          | 6372 011 1410                          | -                  | 51                  | 25 - 100 (8x, central)      | ●                     | 75           | V/1 - 4.5 |
| <b>RMA 765 V</b>                          | 6392 011 1400                          | -                  | 63                  | 25 - 100 (8x, single-wheel) | o                     | 80           | V/0 - 6.0 |

- Fitted as standard
- o Retrofittable (accessory)

C = Comfort version  
P = Performance  
R = Mulch mower  
V = Vario wheel drive

Ⓞ Area coverage from one full battery charge in optimum conditions. In addition to the type of battery used, other factors influence the actually achievable area coverage, such as the lawn surface properties (obstacles, geometry), grass height and moisture level, the working speed, mulching, etc. The area coverage can be increased by recharging or using multiple rechargeable batteries.





| Engine type /<br>STIHL battery power system | Working speed (rpm) | Weight (kg)       | Guaranteed sound power level<br>(dB(A)) | Measured sound pressure level<br>(dB(A)) | Sound pressure level<br>uncertainty <sup>Ⓞ</sup> (dB(A)) | Vibration level (m/s <sup>2</sup> ) | Vibration level<br>uncertainty <sup>Ⓞ</sup> (m/s <sup>2</sup> ) | Eco mode       | Comfort handlebar | Folding grass catcher box | Central cut-height adjustment | Flow-optimised blade |
|---|---------------------|-------------------|---|--|--|-------------------------------------|---|----------------|-------------------|---------------------------|-------------------------------|----------------------|
| AK-System                                   | 3,400               | 14.0 <sup>Ⓞ</sup> | 89                                      | 76                                       | 2  | 1.80                                | 0.90  | ● <sup>Ⓞ</sup> | -                 | ●                         | ●                             | ●                    |
| AK-System                                   | 3,350               | 14.0 <sup>Ⓞ</sup> | 90                                      | 76                                       | 2  | 1.60                                | 0.80  | ●              | -                 | ●                         | ●                             | ●                    |
| AK-System                                   | 3,350               | 15.0 <sup>Ⓞ</sup> | 90                                      | 76                                       | 2  | 1.60                                | 0.80  | ●              | -                 | ●                         | ●                             | ●                    |
| AP-System                                   | 3,150               | 21.0 <sup>Ⓞ</sup> | 91                                      | 78                                       | 2  | 1.80                                | 0.90  | ●              | ●                 | ●                         | ●                             | ●                    |
| AP-System                                   | 3,200               | 25.0 <sup>Ⓞ</sup> | 96                                      | 85                                       | 3  | 1.40                                | 0.70  | ●              | -                 | -                         | ●                             | -                    |
| AP-System                                   | 3,200               | 28.0 <sup>Ⓞ</sup> | 96                                      | 85                                       | 3  | 1.40                                | 0.70  | ●              | -                 | -                         | ●                             | -                    |
| AP-System                                   | 3,200               | 27.0 <sup>Ⓞ</sup> | 93                                      | 83                                       | 3  | 1.60                                | 0.80  | ●              | -                 | -                         | ●                             | -                    |
| AP-System                                   | 3,200               | 29.0 <sup>Ⓞ</sup> | 93                                      | 83                                       | 3  | 1.60                                | 0.80  | ●              | -                 | -                         | ●                             | -                    |
| AP-System                                   | 3,300               | 44.0 <sup>Ⓞ</sup> | 93                                      | 84                                       | 3  | 1.40                                | 0.70  | ●              | ●                 | -                         | -                             | ●                    |

Ⓞ Uncertainty in accordance with Dir. 2006 / 42 / EC  
 Ⓞ Weight excluding battery  
 Ⓞ Weight including battery, excluding charger  
 Ⓞ ECO mode always on



# AERATORS IN DETAIL



## TECHNOLOGY

### 01 POLYMER HOUSING

The design of the high-tech material used for the polymer housing is lightweight, whilst also being highly resilient and robust.

### 02 SCARIFYING UNIT/COMBING UNIT

The fixed blades of the scarifying unit ensure effective lawn ventilation, and have a sharp, robustly built design that supports efficient work results on an ongoing basis. The combing roller uses its flexible tines to gently comb out dead plant material and moss from the surface of the earth, without cutting into the turf.

### 03 STIHL LITHIUM-ION BATTERY TECHNOLOGY

Operation with STIHL AK batteries enables comfortable and low-noise work.

## COMFORT

### 04 WORKING DEPTH ADJUSTMENT

The working depth can be adjusted on an infinitely variable basis using a rotary switch on the housing. This means that both the scarifying unit and the combing roller can be adapted to the subsurface.

### 05 HEIGHT-ADJUSTABLE HANDLEBAR

The handlebar can be easily adjusted to four different heights. In addition, it is foldable in three places, enabling easy transport and space-saving storage.

### 06 GRASS CATCHER BOX

The 50-litre grass catcher box is made from a tearproof woven textile. The steel frame with carry handle ensures stability and makes it comfortable to carry.

# AERATORS AND ACCESSORIES

- For domestic users
- For removing lawn thatch and moss
- To improve lawn quality
- Easy to manoeuvre



**AKU**  
SYSTEM  
AK 30



**NEW**  
**RLA 240**

36 V • 15.0 kg<sup>Ⓞ</sup>



Compact battery aerator for scarifying and combing smaller areas of lawn. -7.5 to +7.5 mm central adjustment of the working depth using a rotary switch on the housing, handlebar with 4-setting height adjustment, 34 cm working width, 16 blades. Including an aerator roller and 50-litre grass catcher box.

**RLA 240** excluding battery and charger

Order number **6291 011 6600**

Order number

Rated output (W) / rated speed (rpm)

Weight (kg)<sup>Ⓞ</sup>

Guaranteed sound power level  $L_{WA}$  (dB(A))

Measured sound pressure level  $L_{pA}$  (dB(A))

Sound pressure level uncertainty factor<sup>Ⓞ</sup> (dB(A))

Vibration level  $a_{hw}$  (m/s<sup>2</sup>)

Uncertainty factor  $K$ <sup>Ⓞ</sup> (m/s<sup>2</sup>)

Catcher box

Working depth adjustment on the housing

Aerator roller

**BATTERY LAWN AERATOR RLA 240**

|                      |             |      |    |    |   |     |     |   |   |   |
|----------------------|-------------|------|----|----|---|-----|-----|---|---|---|
| <b>6291 011 6600</b> | 900 / 3,650 | 15.0 | 92 | 75 | 3 | 4.8 | 2.4 | • | • | • |
|----------------------|-------------|------|----|----|---|-----|-----|---|---|---|

• Fitted as standard

Ⓞ  $K_{pA}/K$  uncertainty factors in accordance with Dir. 2006/42/ECRS

Ⓞ Weight excluding battery

Ⓞ Explanation of symbols on page 304



## TAME WILDERNESS WITH EASE.

---

Petrol brushcutters and clearing saws **159**

Battery brushcutters **164**

Electric brushcutters **167**

Accessories and parts for brushcutters  
and clearing saws **168**

Cutting tools and mowing lines **174**

Accessories for cutting tools **182**



# BRUSHCUTTERS AND CLEARING SAWS IN DETAIL



## TECHNOLOGY

### 01 STIHL 2-MIX ENGINE

The STIHL 2-MIX engine is both powerful and economical. Separating the exhaust emissions from the unburnt gas minimises flushing losses, thereby increasing power output while reducing consumption.

### 02 STIHL M-TRONIC



STIHL M-Tronic means you only need one start position on the combi-lever for a cold start. After starting, you can immediately power up to full speed. The amount of fuel required is precisely calculated by the system and supplied as needed. Otherwise, start in position I as usual.

## COMFORT

### 03 STIHL EASY2START

Ensures comfortable and effortless starting, without needing to jerk the cord - the spring between the start-up pulley and the crankshaft does the work during start-up.

### 04 STIHL ANTI-VIBRATION SYSTEM

Makes the tool comfortable to use. Buffer and spring elements reduce the transfer of engine vibrations. Available as standard as a 1-point version and from the FS 311 also as a 4-point version.

### 05 MULTI-FUNCTION HANDLE

Easy and reliable operation: all the engine control functions, including the STIHL ECOSPEED partial load function, can be controlled with just one hand.

# PETROL BRUSHCUTTERS FOR TRIMMING GRASS

- Powerful entry-level tools for domestic users
- For mowing small areas of grass
- For trimming lawn edges
- Easy to start
- With curved or straight shaft



## FS 38

27.2 cm<sup>3</sup> • 0.65 kW / 0.9 hp • 4.1 kg<sup>Ⓞ</sup>

Lightest brushcutter in the STIHL range. Ideal for trimming grass edges. Multi-function handle, round handle.



Order number **4140 012 2350**

## FS 45

27.2 cm<sup>3</sup> • 0.75 kW / 1.0 hp • 4.1 kg<sup>Ⓞ</sup>

With simplified starting system, for mowing smaller areas of grass. Multi-function handle, loop handle.



Order number **4140 012 2351**

**Additional versions:** FS 45 C-E, see table, page 170

## FS 55 RC-E

27.2 cm<sup>3</sup> • 0.75 kW / 1.0 hp • 4.9 kg<sup>Ⓞ</sup>

For comfortable operation where space is limited. With STIHL Easy2Start, multi-function handle, loop handle.



Order number **4140 200 0517**

**Additional versions:** FS 55 C-E see table, page 170

<sup>Ⓞ</sup> Weight excluding fuel, cutting tool and guard



# PETROL BRUSHCUTTERS FOR GARDEN MAINTENANCE

- For larger gardens and grounds
- For mowing larger areas of grass
- High-performance power tools with various cutting tools



## FS 70 R

27.2 cm<sup>3</sup> • 0.9 kW / 1.2 hp • 5.4 kg<sup>Ⓞ</sup>

For mowing large areas of grass. STIHL Easy2Start, multi-function handle, round handle, efficient STIHL 2-MIX engine.



Order number **4144 200 0223**

### SERVICE KIT

AIR FILTER  
FUEL FILTER  
SPARK PLUG



Order number **4144 007 1800**



PAGE **255**

## FS CARE AND CLEANING MATERIALS

Perfect care for STIHL brushcutters and clearing saws



C = Comfort version    Ⓞ Weight excluding fuel, cutting tool and guard  
E = STIHL Easy2Start  
R = Loop handle



# PETROL BRUSHCUTTERS FOR LANDSCAPE MAINTENANCE

- Very robust, powerful and high-torque
- For mowing large areas of long grass
- For clearing weeds
- For tree cultivation
- Also for overgrown thickets and bushes



## FS 91 R

28.4 cm<sup>3</sup> • 0.95 kW / 1.3 hp • 5.8 kg<sup>Ⓞ</sup>

For working on areas of tough grass. A simplified start-up sequence for convenient starting, loop handle, control handle with stop button, STIHL 4-MIX<sup>®</sup> engine with large tank for long working time, rigid drive shaft.



Order number **4180 200 0699**

## FS 91

28.4 cm<sup>3</sup> • 0.95 kW / 1.3 hp • 5.8 kg<sup>Ⓞ</sup>

For working on areas of tough grass. A simplified start-up sequence for convenient starting, bike handle with stop button, STIHL 4-MIX<sup>®</sup> engine with large tank for long working time, rigid drive shaft.



Order number **4180 200 0703**

## FS 94 C-E

24.1 cm<sup>3</sup> • 0.9 kW / 1.2 hp • 4.9 kg<sup>Ⓞ</sup>

The most lightweight brushcutter in this segment. STIHL 1-point anti-vibration system, STIHL Easy2Start, bike handle, engine controls with STIHL ECOSPEED partial load function, STIHL 2-MIX engine, straight shaft, double shoulder harness.



Order number **4149 200 0076**

**Additional versions:** FS 94 RC-E, see table, page 170



### FS 111

31.4 cm<sup>3</sup> • 1.05 kW / 1.4 hp • 5.8 kg<sup>①</sup>

Powerful battery brushcutter for working on large areas of tough grass. Simplified start-up sequence for convenient starting, bike handle, control handle with stop button, STIHL 4-MIX® engine with large tank for longer working times between refueling, rigid drive shaft.



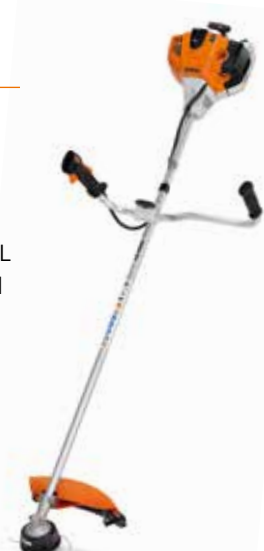
Order number **4180 200 0708**

**Additional versions:** FS 111 R see table, page 170

### FS 240

37.7 cm<sup>3</sup> • 1.7 kW / 2.3 hp • 7.1 kg<sup>①</sup>

Ideal for agricultural and horticultural work. STIHL 1-point anti-vibration system, multi-function handle, bike handle, tool-free handle adjustment, efficient STIHL 2-MIX engine, straight shaft, solid drive shaft.



Order number **4147 200 0382**

**Additional versions:** FS 240 R see table, page 170

### FS 131

36.3 cm<sup>3</sup> • 1.4 kW / 1.9 hp • 5.8 kg<sup>①</sup>

Particularly powerful brushcutter for working on large areas of tough grass. Simplified start-up sequence for convenient starting, bike handle, control handle with stop button, STIHL 4-MIX® engine with large tank for longer working times between refueling, rigid drive shaft.



Order number **4180 200 0710**

**Additional versions:** FS 131 R see table, page 170

### NEW

### FS 261 C-E

41.6 cm<sup>3</sup> • 2.0 kW / 2.7 hp • 7.8 kg<sup>①</sup>

For tough and extensive mowing work. STIHL 1-point anti-vibration system, STIHL Easy2Start, multi-function handle, bike handle, tool-free handle adjustment, STIHL 2-MIX engine. Supplied with 3 tooth brush knife.



Order number **4147 200 0408**



## PAGE 168

### SERVICE KITS FOR FS

Keep your STIHL maintained with these bundled DIY service kits to ensure optimum clean airflow, clean fuel and efficient ignition. Combine with STIHL fuels and lubricants to further extend the life of your STIHL. Refer to your local STIHL servicing dealer for any repairs and maintenance not covered by the service kits.



### FULLY CONNECTED FLEET MANAGEMENT MADE SIMPLE

The STIHL Smart Connector can be attached to any petrol, electric and battery product, enabling it to transmit important information about your STIHL power tool via Bluetooth. See page 244 for additional information on stihl connected.

C = Comfort version    ① Weight excluding fuel, cutting tool and guard  
 E = STIHL Easy2Start    ② For explanation of quality marks, see page 311  
 R = Loop handle

# CLEARING SAWS

- Comfortable, durable and powerful professional tools
- For forestry work, landscaping and road maintenance
- For removing scrub and rampant overgrowth
- For mowing large areas
- For shredding and sawing jobs in the forest



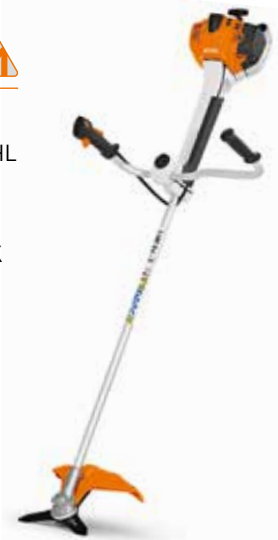
## NEW

### FS 361 C-EM

37.7 cm<sup>3</sup> • 1.7 kW / 2.3 hp • 8.6 kg<sup>①</sup>



For mowing tough grass. STIHL 4-point anti-vibration system, STIHL Easy2Start, multi-function handle, bike handle, tool-free handle adjustment, efficient STIHL 2-MIX engine and STIHL M-Tronic.



Order number **4147 200 0416**

## NEW

### FS 461 C-EM

45.6 cm<sup>3</sup> • 2.2 kW / 3.0 hp • 8.7 kg<sup>①</sup>



For work in challenging areas of tough grass. STIHL 4-point anti-vibration system, STIHL Easy2Start, multi-function handle, bike handle, tool-free handle adjustment, efficient STIHL 2-MIX engine, STIHL M-Tronic.




Order number **4147 200 0409**



## C IN THE PRODUCT NAME STANDS FOR COMFORT FEATURE

Many STIHL tools are standard-fitted with special comfort features, which can be identified by the C in the product name, e.g. FS 461 C-EM. The E stands for the STIHL Easy2Start, and the M for STIHL M-Tronic.



**NEW****FS 561 C-EM**57.1 cm<sup>3</sup> • 2.8 kW / 3.8 hp • 10.2 kg<sup>Ⓢ</sup>

The most powerful STIHL clearing saw. STIHL 4-point anti-vibration system, STIHL Easy2Start, multi-function handle, bike handle, tool-free handle adjustment, STIHL 2-MIX engine, STIHL M-Tronic, straightforward start logic and stop button.

Order number **4148 200 0160**

# BATTERY BRUSHCUTTERS

- For amateur gardeners and landscapers
- Quickly and easily ready for use
- Easy handling thanks to the lithium-ion battery
- For use in noise-sensitive residential areas and around hospitals, cemeteries, schools, etc.



## APPROPRIATE FUELS AND LUBRICANTS

SEE **FROM PAGE 248**

C = Comfort version  
E = STIHL Easy2Start  
M = STIHL M-Tronic

Ⓢ Weight excluding fuel, cutting tool and guard



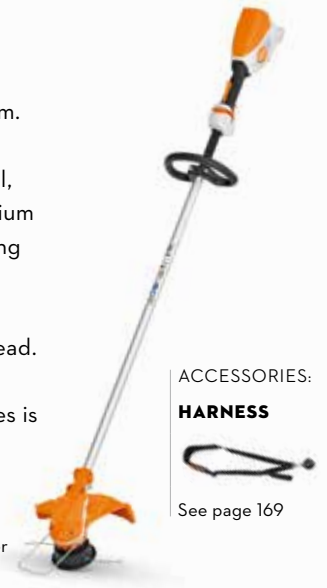
**FSA 45**18 V • 2.3 kg<sup>②</sup>

AI III

Compact battery brushcutter to make straightforward work of trimming and clearing in outdoor domestic areas. Integrated lithium-ion battery (36 Wh) with charge-level indicator, shaft and loop handle that can be adjusted without using tools, adjustable mowing unit working angle including for vertical edge trimming, easy to change between the PolyCut blade and mowing line without changing the mowing head, spacer bracket. Battery charging time: 145 min/210 min (80%/100%).

Order number **4512 011 5704****FSA 60 R**36 V • 3.1 kg<sup>②</sup>AK III  
SYSTEM  
AK 20

Battery grass trimmer in a contemporary design for lawn and lawn edge maintenance. Cutting circle diameter 350 mm. Ergonomic control handle with infinitely variable speed control, loop handle, and sturdy aluminium shaft. Spacer bracket for mowing around obstacles such as trees and shrubs. Easy loading bump feed C 6-2 AutoCut mowing head. Alternatively, the PolyCut 6-2 mowing head with plastic blades is available as an accessory.




ACCESSORIES:

**HARNES**


See page 169

**FSA 60 R** excluding battery and chargerOrder number **FA04 011 5700****FSA 60 R set** with AK 20 and AL 101Order number **FA04 011 5744****FSA 57**36 V • 2.7 kg<sup>②</sup>AK III  
SYSTEM  
AK 10

Very lightweight and easy-to-use battery brushcutter for maintaining lawns and lawn edges in outdoor areas around your home. Cutting circle diameter of 280 mm, adjustable shaft length at the press of a button and handle adjustment without any tools required. Spacer for mowing around obstacles such as trees and shrubs. Soft handle with an optimised usage concept. AutoCut C 3-2 nylon mowing head that can be refilled from the outside with no tools needed. Alternatively, the PolyCut 3-2 mowing head with plastic blades is available as an accessory.

**FSA 57** excluding battery and chargerOrder number **4522 011 5730****FSA 57 set** with AK 10 and AL 101Order number **4522 011 5744****FSA 86 R**36 V • 3.2 kg<sup>②</sup>API III  
SYSTEM  
AP 200

Powerful battery brushcutter in a contemporary design for mowing along the side of obstacles, as well as around trees and bushes. Cutting circle diameter 350 mm. Ergonomic control handle with infinitely variable speed control, loop handle, and sturdy aluminium shaft, spacer bracket. With C 6-2 AutoCut mowing head. Alternatively, the PolyCut 6-2 mowing head with plastic blades is available as an accessory.



ACCESSORIES:

**HARNES**

See page 169

**FSA 86 R** excluding battery and chargerOrder number **FA05 011 5700****SUITABLE BATTERIES  
AND OTHER ACCESSORIES**SEE **FROM PAGE 14**

R = Loop handle

② Weight including battery

③ Weight excluding battery, including cutting tool and guard

④ Explanation of symbols on page 304

⑤ For explanation of quality marks, see page 311



**FSA 90**

36 V • 3.2 kg<sup>②</sup>



Battery brushcutter for working on large areas of tough grass. Cutting circle diameter 380 mm with line mowing head. Bike handle, control handle with STIHL ECOSPEED partial load function to extend working time.



**FSA 90** excluding battery and charger  
Order number **4863 200 0089**

**Additional versions:** FSA 90 R see table, page 172

**FSA 135**

36 V • 4.9 kg<sup>②</sup>



Robust and powerful battery brushcutter with an AP battery slot in the power tool. For mowing grass and scrub in noise-sensitive settings. Cutting circle diameter 420 mm with line tool. Ergonomic control handle with 3 power level setting with LED display, bike handle, double shoulder harness, air filter for long service life and motor cooling. Versatile use due to wide range of STIHL cutting tools. Mounting point for the STIHL Smart Connector 2 A on the power tool housing.



**FSA 135** excluding battery and charger  
Order number **FA01 200 0000**

**Additional versions:** FSA 135 R see table, page 172

**FSA 130**

36 V • 4.5 kg<sup>②</sup>



Powerful and lightweight battery brushcutter for working on large areas of tough grass. Cutting circle diameter 260 mm with line mowing head. Three adjustable power levels, bike handle. Battery operation with the aid of the AP holster and connecting cable used with a carrying system and the support cushion set, or with an AR battery and the support cushion set (see page 47).



**FSA 130** excluding battery and charger  
Order number **4867 200 0000**

**Additional versions:** FSA 130 R see table, page 172



**FULLY CONNECTED FLEET MANAGEMENT MADE SIMPLE**

The STIHL Smart Connector can be attached to any petrol, electric and battery product, enabling it to transmit important information about your STIHL power tool via Bluetooth. See page 244 for additional information on stihl connected.

R = Loop handle

① Weight excluding battery, including cutting tool and guard  
② Weight excluding battery, cutting tool and guard  
③ Weight excluding battery, including cutting tool and guard

④ Explanation of symbols on page 304  
⑤ For explanation of quality marks, see page 311

# ELECTRIC BRUSHCUTTERS

- Light and comfortable handling
- For use in the garden and areas close to your home
- For use in noise-sensitive residential areas and around hospitals, cemeteries, schools, etc.
- Especially well-suited to mowing around stones, plants, flower pots and lawn edges



## FSE 52

230 V · 500 W · 2.2 kg<sup>Ⓞ</sup>

For trimming and clearing jobs in the garden. Telescopic, round handle, tool-free handle adjustment, spacer bracket, angle-adjustable gearhead.



Order number **4816 011 4102**

## FSE 71

230 V · 540 W · 4.0 kg<sup>Ⓞ</sup>

For trimming, clearing and small mowing jobs. Soft handle, round handle, overload protection, automatic readjustment of mowing line when the mowing head is tapped on the ground.



Order number **4809 011 4107**

Ⓞ Weight excluding cable, including cutting tool and guard



# ACCESSORIES AND PARTS FOR BRUSHCUTTERS AND CLEARING SAWS

- Accessories for greater working comfort and improved protection
- Harnesses, hand guards, tool attachments, protective covers



## SERVICE KITS

You can perform simple maintenance tasks on your STIHL petrol-powered tool with the help of our service kits. Each kit includes a spark plug, fuel filter and paper or fleece air filter. With proactive, regular standard maintenance you can not only protect machine components against dirt and damage, but also maximise the service life of your power tool. The only implement you need to carry out maintenance is the combination socket tool supplied with your STIHL power tool.

**Service Kit** for FS 70 R, HT 56, KM 56 RC-E

Order number **4144 007 1800**

**Service Kit** for FS 38, FS 45, FS 45 C-E, FS 55, FS 55 R C-E

Order number **4140 007 1800**

**Service Kit** for FS 91 R, FS 91, FS 111 R, FS 111, HT 103

Order number **4180 007 1042**

**Service Kit** for FS 131 R, FS 131, KM 131 R, BT 131, HT 133

Order number **4180 007 1043**

## DOUBLE SHOULDER HARNESS

With soft padding for improved comfort when working for prolonged periods. For FS 55 to FS 561, FSA 90, FSA 130, FSA 135.



Order number **4119 710 9001**

## CHEST BELT

For all universal harnesses in the ADVANCE range. Ensures the shoulder straps are securely positioned.



Order number **0000 790 7700**



## UNIVERSAL HARNESES

For strength-saving mowing and clearing. Ergonomic, comfortable, light, can be combined with the chest belt and tool bag.



### ADVANCE

**Standard size**, for FS 50 to FS 561,  
FSA 90, FSA 130, FSA 135  
Order number **4147 710 9002**

**XXL version for users > 1.80 m tall**,  
for FS 50 to FS 561, FSA 90, FSA 130, FSA 135  
Order number **4147 710 9004**



### ADVANCE PLUS

With comfort carry hook for quickly  
attaching and removing the clearing saw.  
For FS 50 to FS 561, FSA 90, FSA 130,  
FSA 135 and RGA 140  
Order number **4147 710 9014**

## BASIC HARNESS

Included as standard with most STIHL  
brushcutters. For less tiring and safer work.  
For FS 38, FS 40, FS 50, HL and HT.



Order number **4130 710 9000**

## FORESTRY HARNESES

The freely suspended leg protection allows for very easy  
movement. Ergonomic circular saw blades for forestry  
applications, very light, can be combined with the tool bag.



### ADVANCE

**Standard size**, for FS 91 to FS 561  
Order number **4147 710 9003**

**XXL version for users > 1.90 m tall**,  
for FS 91 to FS 561  
Order number **4147 710 9009**



### ADVANCE X-TREEm

Offering outstanding ergonomic design,  
specially developed for long periods of  
forestry work using circular saws, and for  
mowing applications. Highly comfortable  
to wear due to the length-adjustable back  
section and infinitely variable load distribu-  
tion between the shoulders and hips. For  
FS 90 to FS 561, FSA 90 and FSA 135.  
Order number **0000 710 9001**

## HARNESS

For a high level of user comfort.

**Includes clip-on fastening attachment**,  
for FSA 60 R, FSA, FSA 86 R,  
FSA 90 R, HLA 56 and HLA 66  
Order number **4852 007 1000**



OUR STRAPS ARE SUITABLE FOR USERS  
WITH THE FOLLOWING MEASUREMENTS:

| STRAP MEASUREMENT CHART        |                          |                          |                  |
|--------------------------------|--------------------------|--------------------------|------------------|
|                                | Chest circumference (cm) | Waist circumference (cm) | Back length (cm) |
| <b>DOUBLE SHOULDER HARNESS</b> | 99 - 145                 | -                        | -                |
| <b>UNIVERSAL HARNESES</b>      |                          |                          |                  |
| <b>ADVANCE / ADVANCE PLUS</b>  | 99 - 140                 | 95 - 144                 | 56               |
| <b>ADVANCE XXL</b>             | 99 - 150                 | 95 - 155                 | 63               |
| <b>FORESTRY HARNESES</b>       |                          |                          |                  |
| <b>ADVANCE XXL</b>             | 99 - 155                 | 100 - 150                | 61               |
| <b>ADVANCE X-TREEm</b>         | 99 - 155                 | 95 - 160                 | 52 - 64          |



## HAND GUARD FOR SHREDDING APPLICATIONS

Practical hand guard for FS 260 C-E, FS 360 C-EM, FS 361 C-EM, FS 460 C-EM, FS 461 C-EM, FS 560 C-EM and FS 561 C-EM



Order number **4147 790 9102**

## TOOL BAG

For conveniently transporting tools. With two sections. Can be easily attached to the universal and forestry harnesses.



Order number **4147 881 5700**

|   | Order number             | Displacement (cm <sup>3</sup> ) | Power output (kW / hp) | Weight <sup>Ⓞ</sup> (kg) | Sound pressure level <sup>Ⓢ</sup> (dB(A)) | Sound power level <sup>Ⓢ</sup> (dB(A)) | Vibration level left/right <sup>Ⓢ</sup> (m/s <sup>2</sup> ) | STIHL engine (2-MIX / 4-MIX <sup>®</sup> ) | Total length without cutting tool (cm) | Cutting circle diameter (mm) |
|---|--------------------------|---------------------------------|------------------------|--------------------------|---|--|---|--|--|------------------------------|
| <b>PETROL BRUSHCUTTERS FOR TRIMMING GRASS</b>               |                          |                                 |                        |                          |   |  |   |  |  |                              |
| <b>FS 38</b>  | 4140 012 2350            | 27.2                            | 0.65 / 0.9             | 4.2                      | 94  | 108                                    | 8.0 / 8.0   | 2-MIX                                      | 147                                    | 380                          |
| <b>FS 45</b>  | 4140 012 2351            | 27.2                            | 0.7 / 1.0              | 4.4                      | 94  | 107                                    | 7.0 / 6.4   | 2-MIX                                      | 145                                    | 380                          |
| <b>FS 45 C-E</b>  | 4140 012 2352            | 27.2                            | 0.8 / 1.1              | 4.5                      | 93  | 108                                    | 6.0 / 5.7   | 2-MIX                                      | 145                                    | 380                          |
| <b>FS 55 RC-E</b>   | 4140 200 0517            | 27.2                            | 0.75 / 1.0             | 4.4                      | 95  | 108                                    | 8.5 / 8.5   | 2-MIX                                      | 170                                    | 230                          |
| <b>FS 55 C-E</b>  | 4140 200 0518            | 27.2                            | 0.75 / 1.0             | 4.9                      | 95  | 108                                    | 6.8 / 5.6   | 2-MIX                                      | 170                                    | 230                          |
| <b>PETROL-DRIVEN BRUSHCUTTERS FOR GARDEN MAINTENANCE</b>    |                          |                                 |                        |                          |   |  |   |  |  |                              |
| <b>FS 70 RC-E</b>   | 4144 200 0223            | 27.2                            | 0.9 / 1.2              | 4.8                      | 94  | 107                                    | 6.6 / 6.6   | 2-MIX                                      | 170                                    | 230                          |
| <b>PETROL-DRIVEN BRUSHCUTTERS FOR LANDSCAPE MAINTENANCE</b> |                          |                                 |                        |                          |   |  |   |  |  |                              |
| <b>FS 91 R</b>  | 4180 200 0699            | 28.4                            | 0.95 / 1.3             | 5.8                      | 95  | 106                                    | 4.5/ <sup>Ⓢ</sup> 5   | 4-MIX <sup>®</sup>                         | 180                                    | 230                          |
| <b>FS 91</b>  | 4180 200 0703            | 28.4                            | 0.95 / 1.3             | 5.8                      | 95  | 106                                    | 3.2 / 2.5   | 4-MIX <sup>®</sup>                         | 180                                    | 230                          |
| <b>FS 94 RC-E</b>   | 4149 200 0086            | 24.1                            | 0.9 / 1.2              | 4.6                      | 93  | 107                                    | 5.5 / 5.5   | 2-MIX                                      | 178                                    | 230                          |
| <b>FS 94 C-E</b>  | 4149 200 0087            | 24.1                            | 0.9 / 1.2              | 4.9                      | 93  | 107                                    | 4.3 / 3.5   | 2-MIX                                      | 178                                    | 230                          |
| <b>FS 111 R</b>   | 4180 200 0709            | 31.4                            | 1.05 / 1.4             | 5.5                      | 95  | 106                                    | 3.7 / 3.7   | 4-MIX <sup>®</sup>                         | 180                                    | 230                          |
| <b>FS 111</b>   | 4180 200 0708            | 31.4                            | 1.3 / 1.8              | 5.8                      | 98  | 110                                    | 8.0 / 9.0   | 4-MIX <sup>®</sup>                         | 177                                    | 230                          |
| <b>FS 131 R</b>   | 4180 200 0701            | 36.3                            | 1.7 / 2.3              | 5.5                      | 98  | 111                                    | 3.5 / 3.7   | 4-MIX <sup>®</sup>                         | 185                                    | 230                          |
| <b>FS 131</b>   | 4180 200 0710            | 36.3                            | 1.4 / 1.9              | 5.8                      | 98  | 109                                    | 3.7 / 3.4   | 4-MIX <sup>®</sup>                         | 180                                    | 230                          |
| <b>FS 240 R</b>   | 4147 200 0320            | 37.7                            | 1.7 / 2.3              | 6.9                      | 99  | 110                                    | 6.1 / 5.3   | 2-MIX                                      | 186                                    | 420                          |
| <b>FS 240</b>   | 4147 200 0382            | 37.7                            | 1.7 / 2.3              | 7.1                      | 99  | 110                                    | 4.7 / 4.0   | 2-MIX                                      | 180                                    | 420                          |
| <b>FS 261 C-E</b>   | <b>NEW</b> 4147 200 0408 | 41.6                            | 2.0 / 2.7              | 7.8                      | 99  | 112                                    | 5.0 / 5.9   | 2-MIX                                      | 168                                    | 300                          |
| <b>CLEARING SAWS</b>  |                          |                                 |                        |                          |   |  |   |  |  |                              |
| <b>FS 361 C-EM</b>  | <b>NEW</b> 4147 200 0416 | 37.7                            | 1.7 / 2.3              | 8.6                      | 100                                       | 110                                    | 2.6 / 2.7   | 2-MIX                                      | 179                                    | 300                          |
| <b>FS 461 C-EM</b>  | <b>NEW</b> 4147 200 0409 | 45.6                            | 2.2 / 3.0              | 8.7                      | 100                                       | 113                                    | 1.9 / 1.6   | 2-MIX                                      | 179                                    | 300                          |
| <b>FS 561 C-EM Saws</b>                                     | <b>NEW</b> 4148 200 0160 | 57.1                            | 2.8 / 3.8              | 10.2                     | 102                                       | 115                                    | 3.3 / 3.3   | 2-MIX                                      | 176                                    | 250                          |

- Fitted as standard
- Retrofittable (accessory)

C = Comfort version  
E = STIHL Easy2Start  
R = Loop handle  
M = STIHL M-Tronic

- Ⓢ Weight excluding fuel, cutting tool and guard
- Ⓢ K-factor according to Dir. 2006/42/EC = 2.0 dB(A) with standard tool
- Ⓢ K-factor according to Dir. 2006/42/EC = 2 m/s<sup>2</sup> with standard tool
- Ⓢ Standard cutting attachment subject to change



## FUELS AND LUBRICANTS, HAND TOOLS AND FORESTRY ACCESSORIES

CAN BE FOUND ON PAGE 248

| Standard cutting tool <sup>©</sup> | Tank volume (l) | Drive shaft in shaft | STIHL anti-vibration system | STIHL Easy2Start | STIHL M-Tronic | Automatic decompression | Multi-function handle | Loop handle / bike handle / round handle | Tool-free handle adjustment | Mowing / shredding / sawing jobs | Basic harness    | Harness | Double shoulder harness | ADVANCE / ADVANCE PLUS | ADVANCE / ADVANCE X-TREEm forestry harness |
|------------------------------------|-----------------|----------------------|-----------------------------|------------------|----------------|-------------------------|-----------------------|--|-----------------------------|----------------------------------|------------------|---------|-------------------------|------------------------|--|
|                                    |                 |                      |                             |                  |                |                         |                       |  |                             |                                  | <b>HARNESSES</b> |         |                         |                        |  |
| AutoCut C 6-2 mowing head          | 0.33            | flexible             | -                           | o                | -              | -                       | ●                     | -/-/●                                    | -                           | ●/-/-                            | o                | -       | -                       | -/-                    | -/-  |
| AutoCut C 6-2 mowing head          | 0.34            | flexible             | -                           | o                | -              | -                       | ●                     | -/-/●                                    | -                           | ●/-/-                            | o                | -       | -                       | -/-                    | -/-  |
| AutoCut C 6-2 mowing head          | 0.34            | flexible             | -                           | ●                | -              | -                       | ●                     | -/-/●                                    | ●                           | ●/-/-                            | o                | -       | -                       | o/o                    | -/-  |
| AutoCut C 26-2 mowing head         | 0.33            | flexible             | -                           | ●                | -              | -                       | ●                     | ●/-/-                                    | -                           | ●/-/-                            | -                | ●       | o                       | o/o                    | -/-  |
| AutoCut C 26-2 mowing head         | 0.33            | flexible             | -                           | ●                | -              | -                       | ●                     | -/●/-                                    | -                           | ●/-/-                            | -                | ●       | o                       | o/o                    | -/-  |
|                                    |                 |                      |                             |                  |                |                         |                       |  |                             |                                  | <b>HARNESSES</b> |         |                         |                        |  |
| AutoCut C 26-2 mowing head         | 0.34            | flexible             | -                           | ●                | -              | -                       | ●                     | ●/-/-                                    | -                           | ●/-/-                            | -                | ●       | o                       | o/o                    | -/-  |
|                                    |                 |                      |                             |                  |                |                         |                       |  |                             |                                  | <b>HARNESSES</b> |         |                         |                        |  |
| AutoCut C 26-2 mowing head         | 0.71            | solid                | 1-point                     | -                | -              | ●                       | ●                     | -/●/-                                    | ●                           | ●/-/o                            | -                | o       | ●                       | o/o                    | o/o  |
| AutoCut C 26-2 mowing head         | 0.71            | solid                | 1-point                     | -                | -              | ●                       | ●                     | -/●/-                                    | ●                           | ●/-/o                            | -                | o       | ●                       | o/o                    | o/o  |
| AutoCut C 26-2 mowing head         | 0.54            | solid                | 1-point                     | ●                | -              | -                       | ●                     | ●/-/-                                    | -                           | ●/-/-                            | -                | ●       | o                       | o/o                    | o/o  |
| AutoCut C 26-2 mowing head         | 0.54            | solid                | 1-point                     | ●                | -              | -                       | ●                     | -/●/-                                    | -                           | ●/-/-                            | -                | o       | ●                       | o/o                    | o/o  |
| AutoCut C 26-2 mowing head         | 0.71            | solid                | 1-point                     | -                | -              | ●                       | ●                     | -/●/-                                    | ●                           | ●/-/o                            | -                | o       | ●                       | o/o                    | o/o  |
| AutoCut C 26-2 mowing head         | 0.71            | solid                | 1-point                     | -                | -              | ●                       | ●                     | -/●/-                                    | ●                           | ●/-/o                            | -                | o       | ●                       | o/o                    | o/o  |
| AutoCut C 26-2 mowing head         | 0.71            | solid                | 1-point                     | -                | -              | ●                       | ●                     | -/●/-                                    | ●                           | ●/-/o                            | -                | -       | ●                       | o/o                    | o/o  |
| AutoCut C 26-2 mowing head         | 0.71            | solid                | 1-point                     | -                | -              | ●                       | ●                     | -/●/-                                    | ●                           | ●/-/o                            | -                | -       | ●                       | o/o                    | o/o  |
| AutoCut 36-2 mowing head           | 0.75            | solid                | 1-point                     | ●                | -              | -                       | ●                     | -/●/-                                    | ●                           | ●/-/o                            | -                | -       | ●                       | o/o                    | o/o  |
| AutoCut 36-2 mowing head           | 0.75            | solid                | 1-point                     | -                | -              | -                       | ●                     | -/●/-                                    | ●                           | ●/-/o                            | -                | -       | ●                       | o/o                    | o/o  |
| AutoCut 46-2 mowing head           | 0.75            | solid                | 1-point                     | ●                | -              | -                       | ●                     | -/●/-                                    | ●                           | ●/o/o                            | -                | o       | o                       | ●/o                    | o/o  |
|                                    |                 |                      |                             |                  |                |                         |                       |  |                             |                                  | <b>HARNESSES</b> |         |                         |                        |  |
| Brush knife 300-3                  | 0.75            | solid                | 4-point                     | ●                | ●              | -                       | ●                     | -/●/-                                    | ●                           | ●/o/o                            | -                | -       | o                       | o/●                    | o/o  |
| Brush knife 300-3                  | 0.75            | solid                | 4-point                     | ●                | ●              | -                       | ●                     | -/●/-                                    | ●                           | ●/o/o                            | -                | -       | o                       | o/●                    | o/o  |
| Circular saw blade 250-26          | 0.99            | solid                | 4-point                     | ●                | ●              | -                       | ●                     | -/●/-                                    | ●                           | o/o/●                            | -                | -       | o                       | o/●                    | o/o  |





| Order number   | Rated voltage (V)    | Power consumption (W) | Weight (kg) | Sound pressure level <sup>①</sup> (dB(A)) | Sound power level <sup>②</sup> (dB(A)) | Vibration level left/right <sup>③</sup> (m/s <sup>2</sup> ) | STIHL battery system | Total length without cutting tool (cm) | Cutting circle diameter (mm) | Standard cutting tool |                            |
|--|----------------------|-----------------------|-------------|---|--|---|----------------------|--|------------------------------|-----------------------|----------------------------|
| <b>BATTERY BRUSHCUTTERS</b>                            |                      |                       |             |   |  |   |                      |  |                              |                       |                            |
| <b>FSA 45<sup>①</sup></b>                              | <b>4512 011 5704</b> | 18                    | -           | 2.3 <sup>②</sup>                          | 77                                     | 87  | 1.7/4.9              | AI-Line                                | 110                          | ≤ 250                 | PolyCut 2-2 mowing head    |
| <b>FSA 57<sup>①</sup></b>                              | <b>4522 011 5730</b> | 36                    | -           | 2.7 <sup>②</sup>                          | 74                                     | 89  | 4.0/4.0              | AK-System                              | 149                          | 280                   | C 3-2 AutoCut mowing head  |
| <b>FSA 57 set<sup>①</sup></b><br>with AK 10 + AL 101   | <b>4522 011 5744</b> | 36                    | -           | 3.5 <sup>②</sup>                          | 74                                     | 89  | 4.0/4.0              | AK-System                              | 149                          | 280                   | C 3-2 AutoCut mowing head  |
| <b>FSA 60 R<sup>①</sup></b>                            | <b>FA04 011 5700</b> | 36                    | -           | 3.1 <sup>②</sup>                          | 77                                     | 91  | 3.7/2.0              | AK-System                              | 168                          | 350                   | C 6-2 AutoCut mowing head  |
| <b>FSA 60 R set<sup>①</sup></b><br>with AK 20 + AL 101 | <b>FA04 011 5744</b> | 36                    | -           | 4.3 <sup>②</sup>                          | 77                                     | 91  | 3.7/2.0              | AK-System                              | 168                          | 350                   | C 6-2 AutoCut mowing head  |
| <b>FSA 86 R<sup>①</sup></b>                            | <b>FA05 011 5700</b> | 36                    | -           | 3.2 <sup>②</sup>                          | 77                                     | 91  | 3.7/2.0              | AP-System                              | 173                          | 350                   | C 6-2 AutoCut mowing head  |
| <b>FSA 90 R<sup>①</sup></b>                            | <b>4863 200 0090</b> | 36                    | -           | 2.8 <sup>②</sup>                          | 83                                     | 92  | 4.8/3.5              | AP-System                              | 177                          | 380                   | C 26-2 AutoCut mowing head |
| <b>FSA 90<sup>①</sup></b>                              | <b>4863 200 0089</b> | 36                    | -           | 3.2 <sup>②</sup>                          | 73                                     | 84  | 3.5/3.5              | AP-System                              | 177                          | 380                   | C 26-2 AutoCut mowing head |
| <b>FSA 130 R<sup>①</sup></b>                           | <b>4867 200 0002</b> | 36                    | -           | 3.9 <sup>②</sup>                          | 83                                     | 94  | 3.5/3.3              | AP-System                              | 175                          | 420                   | C 26-2 AutoCut mowing head |
| <b>FSA 130<sup>①</sup></b>                             | <b>4867 200 0000</b> | 36                    | -           | 4.5 <sup>②</sup>                          | 82                                     | 94  | 1.9/1.1              | AP-System                              | 175                          | 420                   | C 26-2 AutoCut mowing head |
| <b>FSA 135 R<sup>①</sup></b>                           | <b>FA01 200 0003</b> | 36                    | -           | 4.3 <sup>②</sup>                          | 80                                     | 92  | 3.7/1.8              | AP-System                              | 183                          | 420                   | C 26-2 AutoCut mowing head |
| <b>FSA 135<sup>①</sup></b>                             | <b>FA01 200 0000</b> | 36                    | -           | 4.9 <sup>②</sup>                          | 81                                     | 94  | 2.1/1.8              | AP-System                              | 183                          | 420                   | C 26-2 AutoCut mowing head |
| <b>ELECTRIC BRUSHCUTTERS</b>                           |                      |                       |             |   |  |   |                      |  |                              |                       |                            |
| <b>FSE 52</b>  | <b>4816 011 4102</b> | 220 - 240             | 500         | 2.2 <sup>②</sup>                          | 82                                     | 94  | 3.0/4.5              | -                                      | 131                          | 300                   | C 3-2 AutoCut mowing head  |
| <b>FSE 71</b>  | <b>4809 011 4107</b> | 240                   | 540         | 4.0 <sup>②</sup>                          | 82                                     | 93  | 3.3/2.9              | -                                      | 153                          | 350                   | C 6-2 AutoCut mowing head  |

- Fitted as standard
- Retrofittable (accessory)

R = Loop handle

- ① K-factor according to Dir. 2006/42/EC = 2.0 dB(A) with standard tool
- ② K-factor according to Dir. 2006/42/EC = 2 m/s<sup>2</sup> with standard tool
- ③ Fixed engine speed
- ④ Infinitely variable engine speed



| Drive shaft in shaft | Smart Connector 2 A | Loop handle / bike handle / round handle | Tool-free handle adjustment | Mowing / shredding / sawing jobs | Double shoulder harness | ADVANCE / ADVANCE PLUS | ADVANCE / ADVANCE X-TREEm forestry harness |
|----------------------|---------------------|--|-----------------------------|----------------------------------|-------------------------|------------------------|--|
|                      |                     |  |                             |                                  | <b>HARNESSES</b>        |                        |  |
| -                    | -                   | -/-●                                     | ●                           | ●/-/-                            | -                       | -/-                    | -/-  |
| -                    | -                   | -/-●                                     | ●                           | ●/-/-                            | -                       | -/-                    | -/-  |
| -                    | -                   | -/-●                                     | ●                           | ●/-/-                            | -                       | -/-                    | -/-  |
| -                    | -                   | ●/-/-                                    | -                           | ●/-/-                            | -                       | -/-                    | -/-  |
| -                    | -                   | ●/-/-                                    | -                           | ●/-/-                            | -                       | -/-                    | -/-  |
| -                    | -                   | ●/-/-                                    | -                           | ●/-/-                            | -                       | -/-                    | -/-  |
| -                    | -                   | -/●/-                                    | ●                           | ●/-/-                            | ●                       | o/o                    | -/o  |
| solid                | -                   | ●/-/-                                    | -                           | ●/-/-                            | -                       | -/-                    | -/-  |
| solid                | -                   | -/●/-                                    | ●                           | ●/-/●                            | ●                       | o/o                    | -/o  |
| solid                | o                   | ●/-/-                                    | -                           | ●/-/-                            | -                       | -/-                    | -/-  |
| solid                | o                   | -/●/-                                    | ●                           | ●/-/●                            | ●                       | o/o                    | -/o  |
|                      |                     |  |                             |                                  | <b>HARNESSES</b>        |                        |  |
| -                    | -                   | -/-●                                     | ●                           | ●/-/-                            | -                       | -/-                    | -/-  |
| flexible             | -                   | -/-●                                     | -                           | ●/-/-                            | -                       | -/-                    | -/-  |



**PAGE 269**

**TRIPROTECT FS CLEARING SAW PROTECTIVE TROUSERS**

Very comfortable protective trousers made of cotton and 18% stretch material with a triple protective function: impact protection, and thorn and water resistance.

Ⓢ Weight including battery

Ⓢ Weight excluding battery, including cutting tool and guard

Ⓢ Weight including battery, excluding charger

Ⓢ Weight excluding battery, cutting tool and guard

Ⓢ Weight excluding cable, including cutting tool and guard



# CUTTING TOOLS AND MOWING LINES

- Wide variety of cutting tools and mowing lines for different applications
- For everything from simple mowing jobs, through to maintaining young stands
- Mowing lines made from wear-resistant and long-lasting flexible material
- Mowing lines with different shapes, cross-sections and diameters



## GRASS AND LIGHT VEGETATION



### TrimCut mowing head

Two-line, for trimming and mowing grass. Line refill from the outside or by removing the spool. Manual readjustment of the line.



### AutoCut mowing head

Two lines, for mowing and clearing work. Automatic extension of mowing lines by tapping the mowing head on the ground.



### SuperCut mowing head

Two lines, for mowing and clearing work. Automatic adjustment of mowing lines for optimal cutting length.



### DuroCut mowing head

Two or four lines, for mowing and thinning work, even on tough grass. Easy insertion of up to four lines.



### PolyCut mowing head<sup>®</sup>

Universal cutting tool for trimming and working on large areas. With two or three movable plastic blades.



<sup>®</sup> Specially recommended for STIHL battery brushcutters, for longer runtime per battery charge

## HEAVY VEGETATION

## REEDS AND BUSHES

## BUSHES AND THIN TREES



### ShredCut shredder blade

Steel double blade for thinning and shredding tough scrub and thorny hedges.



### WoodCut circular saw blade, scratcher tooth

Special steel tool for mid- and high-performance brushcutters. For gnarled bushes and thin tree trunks.



### WoodCut circular saw blade, chisel tooth

Special steel tool for mid- and high-performance brushcutters. For gnarled bushes, thin tree trunks, sawing and clearing work.



### WoodCut circular saw blade, carbide

Highly robust special tool for use in dry, sandy areas and for cutting near ground level.

### GrassCut grass-cutting blade

Made of steel. Available in versions with different numbers of blades and teeth, for mowing tough, dry grass and reeds.

### BrushCut brush knife

Two or three cutters, made of steel, reversible. For thinning and removing tough grass, scrub and thorny hedges.

MOWING HEADS<sup>①</sup>

| Order number                               | Mowing line diameter <sup>②</sup> (mm) | Recommended refill quantity (m) | Shape of the mowing lines | Line type compatibility |                  |           |                                  |                       |                  |                  |                        |                          |   |
|--|--|---------------------------------|---------------------------|-------------------------|------------------|-----------|----------------------------------|-----------------------|------------------|------------------|------------------------|--------------------------|---|
|  |  |                                 |                           | FS 38, FS 40            | FS 55 R, FS 70 R | FS 55 C-E | FS 91, FS 91 R, FS 111, FS 111 R | FS 94 RC-E, FS 94 C-E | FS 131, FS 131 R | FS 240, FS 240 R | FS 260 C-E, FS 261 C-E | FS 360 C-EM, FS 361 C-EM |   |
| <b>TRIMCUT MOWING HEAD</b>                 |  |                                 |                           |                         |                  |           |                                  |                       |                  |                  |                        |                          |   |
| <b>TRIMCUT C 32-2</b>                      | 4002 710 2198                          | 2.4/2.7/3.0                     | 1 × 8                     | ○□☉□                    | -                | ●         | ●                                | ●                     | ●                | ●                | ●                      | -                        | - |
| <b>TRIMCUT C 42-2</b>                      | 4003 710 2122                          | 2.4/2.7/3.0                     | 1 × 8                     | ○□☉□                    | -                | -         | -                                | -                     | -                | -                | -                      | ●                        | ● |
| <b>TRIMCUT C 52-2</b>                      | 4005 710 2117                          | 2.4/2.7/3.0/3.3                 | 1 × 8                     | ○□☉□                    | -                | -         | -                                | -                     | -                | -                | -                      | -                        | - |
| <b>AUTOCUT MOWING HEAD</b>                 |  |                                 |                           |                         |                  |           |                                  |                       |                  |                  |                        |                          |   |
| <b>LINE SPOOL</b><br>for Autocut 2-2       | 4008 710 4300                          | 1.6                             | -                         | ☉                       | -                | -         | -                                | -                     | -                | -                | -                      | -                        | - |
| <b>LINE SPOOL</b><br>for Autocut 2-2       | 4008 710 4301                          | 2.0                             | -                         | ☉                       | -                | -         | -                                | -                     | -                | -                | -                      | -                        | - |
| <b>LINE SPOOL</b><br>for Autocut C 3-2     | 4009 710 4304                          | 1.6                             | -                         | ☉                       | -                | -         | -                                | -                     | -                | -                | -                      | -                        | - |
| <b>LINE SPOOL</b><br>for AutoCut C 3-2     | 4009 710 4305                          | 2.0                             | -                         | ☉                       | -                | -         | -                                | -                     | -                | -                | -                      | -                        | - |
| <b>AUTOCUT 2-2</b>                         | 4008 710 2100                          | 1.6                             | -                         | ☉                       | -                | -         | -                                | -                     | -                | -                | -                      | -                        | - |
| <b>AUTOCUT C 3-2</b>                       | 4009 710 2100                          | 1.6                             | 1 × 5                     | ☉                       | -                | -         | -                                | -                     | -                | -                | -                      | -                        | - |
| <b>AUTOCUT C 4-2</b>                       | 4006 710 2123                          | 2.0                             | 2 × 2.5                   | ○☉                      | -                | -         | -                                | -                     | -                | -                | -                      | -                        | - |
| <b>AUTOCUT C 6-2</b>                       | 4006 710 2126                          | 2.0/2.4                         | 1 × 4                     | ○□☉□                    | ●                | -         | -                                | -                     | -                | -                | -                      | -                        | - |
| <b>AUTOCUT 25-2</b>                        | 4002 710 2196                          | 2.4/2.7                         | 2 × 3.5                   | ○□☉□                    | -                | ●         | ●                                | ●                     | ●                | ●                | ●                      | -                        | - |
| <b>AUTOCUT C 26-2</b>                      | 4002 710 2169                          | 2.4/2.7                         | 1 × 7                     | ○□☉□                    | -                | ●         | ●                                | ●                     | ●                | ●                | ●                      | -                        | - |
| <b>AUTOCUT 36-2</b>                        | 4002 710 2170                          | 2.4/2.7/3.0/3.3                 | 2 × 4                     | ○□☉□                    | -                | -         | -                                | ●                     | -                | ●                | ●                      | -                        | - |
| <b>AUTOCUT 46-2</b>                        | 4003 710 2115                          | 2.4/2.7/3.0/3.3                 | 2 × 4                     | ○□☉□                    | -                | -         | -                                | -                     | -                | -                | -                      | ●                        | ● |
| <b>AUTOCUT 56-2</b>                        | 4005 710 2107                          | 2.4/2.7/3.0/3.3                 | 2 × 4                     | ○□☉□                    | -                | -         | -                                | -                     | -                | -                | -                      | -                        | - |
| <b>SUPERCUT MOWING HEAD</b>                |  |                                 |                           |                         |                  |           |                                  |                       |                  |                  |                        |                          |   |
| <b>SUPERCUT 20-2</b>                       | 4002 710 2184                          | 2.4                             | 2 × 3                     | ○□☉                     | -                | ●         | ●                                | ●                     | ●                | ●                | ●                      | -                        | - |
| <b>SUPERCUT 40-2</b>                       | 4003 710 2142                          | 2.4                             | 1 × 7.5                   | ○□☉                     | -                | -         | -                                | -                     | -                | -                | -                      | ●                        | ● |
| <b>POLYCUT MOWING HEAD</b>                 |  |                                 |                           |                         |                  |           |                                  |                       |                  |                  |                        |                          |   |
| <b>POLYCUT 2-2<sup>③</sup></b>             | 4008 710 2102                          | 1.4/1.6                         | 2 × 0.15                  | ○☉                      | -                | -         | -                                | -                     | -                | -                | -                      | -                        | - |
| <b>POLYCUT 3-2<sup>③</sup></b>             | 4009 710 2104                          | 1.4/1.6                         | 2 × 0.15                  | ○☉                      | -                | -         | -                                | -                     | -                | -                | -                      | -                        | - |
| <b>POLYCUT 6-2<sup>③</sup></b>             | 4006 710 2134                          | 2.0/2.4                         | 2 × 0.2                   | ○□☉□                    | ●                | -         | -                                | -                     | -                | -                | -                      | -                        | - |
| <b>POLYCUT 28-2<sup>③</sup></b> <b>NEW</b> | 4002 820 2300                          | 2.4/2.7                         | 1 × 0.4                   | ○□☉□                    | -                | ●         | -                                | ●                     | ●                | ●                | ●                      | -                        | - |
| <b>POLYCUT 48-2<sup>③</sup></b> <b>NEW</b> | 4003 710 2126                          | 2.4/2.7                         | 1 × 0.4                   | ○□☉□                    | -                | -         | -                                | -                     | -                | -                | -                      | -                        | ● |
| <b>DUROCUT MOWING HEAD</b>                 |  |                                 |                           |                         |                  |           |                                  |                       |                  |                  |                        |                          |   |
| <b>DUROCUT 5-2<sup>④</sup></b>             | 4006 710 2131                          | 1.6/2.0/2.4/L                   | 2 × 0.2                   | ○□☉□◇                   | ●                | -         | -                                | -                     | -                | -                | -                      | -                        | - |
| <b>DUROCUT 20-2<sup>④</sup></b>            | 4002 710 2182                          | 2.0/2.4/2.7/L/XL                | 2 × 0.2                   | ○□☉□◇                   | -                | ●         | ●                                | ●                     | ●                | ●                | ●                      | -                        | - |
| <b>DUROCUT 40-4<sup>④</sup></b>            | 4005 710 2114                          | 2.7/3.0/3.3/4.0/<br>XL/XXL      | 4 × 0.25                  | ○□☉□◇                   | -                | -         | -                                | -                     | -                | -                | -                      | ●                        | ● |

- Recommended
- Can be combined
- Not approved

- ① Only approved with guard
- ② Numbers in bold type indicate the diameter of the line with which the mowing head is equipped when first supplied
- ③ Can be equipped with cut-to-length mowing lines as an alternative




















- ④ Including 6 L line pieces
- ⑤ Including 12 XL line pieces
- ⑥ Including 12 XXL line pieces






































## MOWING LINES

1.6 mm    2.0 mm    2.4 mm    2.7 mm    3.3 mm    4.0 mm

| OVERVIEW OF MOWING LINE COLOURS, THICKNESSES AND USE                              |   |   |   |   |   |   |   |
|---|---|---|---|---|---|---|---|
|  | <b>ROUND MOWING LINE</b><br>Can be universally used for trimming and mowing work  |  |  |  |  |  |  |
|  | <b>ROUND AND QUIET MOWING LINE</b><br>Use with electric and battery-driven brushcutters for reduced noise output                      | -   |  |  | -   | -   | -   |
|  | <b>SQUARE MOWING LINE</b><br>For effectively cutting thick, woody grass and weeds   | -   | -   |  |  |  | -   |
|  | <b>CF3 PRO HIGH-TECH MOWING LINE</b><br>Made from three different plastics for flexibility, durability, and high cutting performance. | -   |  |  |  |  | -   |

|   | Order number  | Diameter (mm) | Roll length (m)          |
|---|---|---------------|--------------------------|
|  | <b>ROUND MOWING LINE<sup>®</sup></b>  |               |                          |
|   |  | 0000 930 2334 | 1.6    19.0              |
|   |  | 0000 930 2335 | 2.0    14.0              |
|   |  | 0000 930 2336 | 2.0    60.0              |
|   |  | 0000 930 2337 | 2.0    119.0             |
|   |  | 0000 930 2338 | 2.4    14.0              |
|   |  | 0000 930 2339 | 2.4    41.0              |
|   |  | 0000 930 2340 | 2.4    83.0              |
|   |  | 0000 930 2246 | 2.4    253.0             |
|   |  | 0000 930 2247 | 2.4    420.0             |
|   |  | 0000 930 2341 | 2.7    9.0               |
|   |  | 0000 930 2342 | 2.7    32.0              |
|   |  | 0000 930 2343 | 2.7    65.0              |
|   |  | 0000 930 2227 | 2.7    208.0             |
|   |  | 0000 930 2289 | 2.7    347.0             |
|   |  | 0000 930 2569 | 3.3    573.0             |
|   |  | 0000 930 3607 | 4.0    27.0 <sup>®</sup> |
|   |  | 0000 930 3603 | 4.0    87.0 <sup>®</sup> |

|   | Order number  | Diameter (mm) | Roll length (m) |
|---|---|---------------|-----------------|
|  | <b>QUIET LINE<sup>®</sup></b>   |               |                 |
|   |  | 0000 930 2416 | 2.0    14.0     |
|   |  | 0000 930 2414 | 2.4    14.0     |

|   | Order number  | Diameter (mm) | Roll length (m) |
|---|---|---------------|-----------------|
|    | <b>SQUARE MOWING LINE<sup>®</sup></b>   |               |                 |
|   |  | 0000 930 2612 | 2.4    253.0    |
|   |  | 0000 930 2613 | 2.4    420.0    |
|   |  | 0000 930 2643 | 2.7    65.0     |
|   |  | 0000 930 2616 | 2.7    208.0    |
|   |  | 0000 930 2617 | 2.7    347.0    |
|   |  | 0000 930 2622 | 3.3    137.0    |
|   |  | 0000 930 2623 | 3.3    228.0    |
|  | <b>X MOWING LINE<sup>®</sup></b>  |               |                 |
|   |  | 0000 930 3410 | 2.4    83.0     |
|   |  | 0000 930 3401 | 2.4    281.0    |
|   |  | 0000 930 3402 | 2.4    475.0    |
|   |  | 0000 930 3411 | 2.7    65.0     |
|   |  | 0000 930 3404 | 2.7    205.0    |
|   |  | 0000 930 3405 | 2.7    349.0    |

## PLASTIC BLADE SETS

For PolyCut 2-2 and 3-2,  
eight plastic blades.



Order number **4008 007 1000**

For PolyCut 6-2, 28-2 and 48-2,  
twelve plastic blades.



Order number **4002 007 1000**

For PolyCut 6-3, 7-3, 20-3, 41-3,  
twelve plastic blades.



Order number **4111 007 1001**

## LINE PIECES

48 line pieces per packet.



For DuroCut 5-2 and 20-2, size L, 2 mm, serrated

Order number **0000 930 3503**

For DuroCut 20-2 and 40-4, size XL, 3 mm, serrated













Order number **0000 930 3504**

For DuroCut 40-4, size XXL, 4 mm, serrated

Order number **0000 930 3505**

Order number  
Base price per metre  
Diameter (mm)  
Roll length (m)

### CF3 PRO HIGH-TECH CRUCIFORM MOWING LINE<sup>®</sup>

|   |                      |             |     |       |
|---|----------------------|-------------|-----|-------|
|  | <b>0000 930 4318</b> | <b>0.41</b> | 2.0 | 45.0  |
|  | <b>0000 930 4319</b> | <b>0.32</b> | 2.0 | 91.0  |
|  | <b>0000 930 4300</b> | <b>0.53</b> | 2.4 | 35.0  |
|  | <b>0000 930 4303</b> | <b>0.40</b> | 2.4 | 70.0  |
|  | <b>0000 930 4313</b> | <b>0.32</b> | 2.4 | 212.0 |
|  | <b>0000 930 4301</b> | <b>0.68</b> | 2.7 | 26.0  |
|  | <b>0000 930 4304</b> | <b>0.50</b> | 2.7 | 53.0  |
|  | <b>0000 930 4314</b> | <b>0.39</b> | 2.7 | 172.0 |
|  | <b>0000 930 4302</b> | <b>0.84</b> | 3.0 | 21.0  |
|  | <b>0000 930 4305</b> | <b>0.62</b> | 3.0 | 43.0  |
|  | <b>0000 930 4315</b> | <b>0.50</b> | 3.0 | 134.0 |
|  | <b>0000 930 4316</b> | <b>0.59</b> | 3.3 | 113.0 |



### PROFESSIONAL TIP

#### WET NEW MOWING LINES!

You are advised to place your new mowing lines in water for a period of 24 hours before using them. This not only increases their flexibility but also extends the lifespan of the lines.



## METAL CUTTING TOOLS

|   | Order number  | Connection diameter (mm) | FS 55 R, FS 55, FS 70R | FS 91, FS 111, FS 131, FSA 130, FSA 135 | FSA 130 R, FSA 135 R, FS-KM | FS 94 RC-E, FS 94 C-E, FSA 90 R | FSA 90 | FS 240 | FS 260 C-E, FS 261 C-E | FS 360 C-EM, FS 361 C-EM | FS 460 C-EM, FS 461 C-EM | FS 560 C-EM | FS 561 C-EM |
|---|---------------|--------------------------|------------------------|---|-----------------------------|---------------------------------|--------|--------|------------------------|--------------------------|--------------------------|-------------|-------------|
| <b>GRASSCUT GRASS-CUTTING BLADE<sup>Ⓢ</sup></b>                 |               |                          |                        |   |                             |                                 |        |        |                        |                          |                          |             |             |
| 230 mm (2 F)  | 4001 713 3805 | 25.4                     | ●                      | ●                                       | ●                           | ●                               | ●      | ●      | -                      | -                        | -                        | -           | -           |
| 260 mm (2 F)  | 4001 713 3812 | 25.4                     | -                      | ●                                       | ●                           | ●                               | ●      | ●      | -                      | -                        | -                        | -           | -           |
| 230 mm (4 F)  | 4001 713 3801 | 25.4                     | ●                      | ●                                       | ●                           | ●                               | ●      | ●      | -                      | -                        | -                        | -           | -           |
| 230 mm (4 F)  | 4000 713 3801 | 20.0                     | -                      | -                                       | -                           | -                               | -      | -      | ●                      | ●                        | ●                        | -           | -           |
| 230 mm (8 Z)  | 4001 713 3803 | 25.4                     | ●                      | ●                                       | ●                           | ●                               | ●      | ●      | -                      | -                        | -                        | -           | -           |
| 255 mm (8 Z)  | 4000 713 3802 | 20.0                     | -                      | -                                       | -                           | -                               | -      | -      | ●                      | ●                        | ●                        | ●           | ●           |
| 250 mm (32 Z) <sup>Ⓢ</sup>                                      | 4001 713 3813 | 25.4                     | -                      | ●                                       | ●                           | -                               | -      | ●      | -                      | -                        | -                        | -           | -           |
| 250 mm (32 Z) <sup>Ⓢ</sup>                                      | 4000 713 3812 | 20.0                     | -                      | -                                       | -                           | -                               | -      | -      | ●                      | ●                        | ●                        | ●           | ●           |
| 250 mm (40 Z) <sup>Ⓢ</sup>                                      | 4001 713 3806 | 25.4                     | -                      | -                                       | -                           | ●                               | -      | ●      | -                      | -                        | -                        | -           | -           |
| 250 mm (40 Z) <sup>Ⓢ</sup>                                      | 4000 713 3806 | 20.0                     | -                      | -                                       | -                           | -                               | -      | -      | ●                      | ●                        | ●                        | ●           | ●           |
| <b>BRUSHCUT BRUSH KNIFE<sup>Ⓢ</sup></b>                         |               |                          |                        |   |                             |                                 |        |        |                        |                          |                          |             |             |
| 250 mm (3 F)  | 4112 713 4100 | 25.4                     | -                      | ●                                       | ●                           | -                               | -      | ●      | -                      | -                        | -                        | -           | -           |
| 300 mm (3 F)  | 4119 713 4100 | 20.0                     | -                      | -                                       | -                           | -                               | -      | -      | ●                      | ●                        | ●                        | -           | -           |
| 350 mm (3 F)  | 4110 713 4100 | 20.0                     | -                      | -                                       | -                           | -                               | -      | -      | -                      | -                        | -                        | ●           | ●           |
| 350 mm "Special" (3 F) <sup>Ⓢ</sup>                             | 4000 713 4100 | 20.0                     | -                      | -                                       | -                           | -                               | -      | -      | -                      | -                        | -                        | ●           | ●           |
| <b>SHREDCUT SHREDDER BLADE<sup>Ⓢ</sup>Ⓢ</b>                     |               |                          |                        |   |                             |                                 |        |        |                        |                          |                          |             |             |
| 270 mm (2 F)  | 4000 713 3903 | 20.0                     | -                      | -                                       | -                           | -                               | -      | -      | ●                      | ●                        | ●                        | -           | -           |
| 320 mm (2 F)  | 4000 713 3902 | 20.0                     | -                      | -                                       | -                           | -                               | -      | -      | -                      | -                        | -                        | ●           | ●           |
| <b>WOODCUT CIRCULAR SAW BLADE, SCRATCHER TOOTH<sup>Ⓢ</sup>Ⓢ</b> |               |                          |                        |   |                             |                                 |        |        |                        |                          |                          |             |             |
| 200 mm (80 Z)   | 4112 713 4201 | 25.4                     | -                      | -                                       | -                           | -                               | -      | ●      | -                      | -                        | -                        | -           | -           |
| <b>WOODCUT CIRCULAR SAW BLADE, CHISEL TOOTH<sup>Ⓢ</sup>Ⓢ</b>    |               |                          |                        |   |                             |                                 |        |        |                        |                          |                          |             |             |
| 200 mm (22 Z)   | 4112 713 4203 | 25.4                     | -                      | ●                                       | -                           | -                               | -      | ●      | -                      | -                        | -                        | -           | -           |
| 200 mm (22 Z)   | 4119 713 4200 | 20.0                     | -                      | -                                       | -                           | -                               | -      | -      | ●                      | ●                        | ●                        | -           | -           |
| 225 mm (24 Z)   | 4000 713 4201 | 20.0                     | -                      | -                                       | -                           | -                               | -      | -      | ●                      | ●                        | ●                        | ●           | ●           |
| 200 mm (22 Z) HP <sup>Ⓢ</sup>                                   | 4001 713 4203 | 25.4                     | -                      | ●                                       | -                           | -                               | -      | ●      | -                      | -                        | -                        | -           | -           |
| 200 mm (22 Z) HP <sup>Ⓢ</sup>                                   | 4000 713 4203 | 20.0                     | -                      | -                                       | -                           | -                               | -      | -      | ●                      | ●                        | ●                        | -           | -           |
| 225 mm (22 Z) HP <sup>Ⓢ</sup>                                   | 4000 713 4202 | 20.0                     | -                      | -                                       | -                           | -                               | -      | -      | ●                      | ●                        | ●                        | ●           | ●           |
| 250 mm (26 Z) <b>NEW</b>  | 4000 713 4204 | 20.0                     | -                      | -                                       | -                           | -                               | -      | -      | -                      | -                        | ● <sup>Ⓢ</sup>           | -           | ●           |
| <b>WOODCUT CIRCULAR SAW BLADE, CARBIDE<sup>Ⓢ</sup>Ⓢ</b>         |               |                          |                        |   |                             |                                 |        |        |                        |                          |                          |             |             |
| 225 mm (36 Z)   | 4000 713 4211 | 20.0                     | -                      | -                                       | -                           | -                               | -      | -      | ●                      | ●                        | ●                        | ●           | ●           |

● Recommended  
- Not approved

F = Blades  
Z = Teeth

Ⓢ Only approved with guard  
Ⓢ Low-spin  
Ⓢ Very durable, long service life  
Ⓢ Only approved with shredder guard

Ⓢ Only approved for clearing saws with a bike handle  
Ⓢ Only approved with stop, see page 183

Ⓢ HP = High performance (20% more cutting performance)  
Ⓢ For explanation of quality marks, see page 311



### PROFESSIONAL TIP

Flying stones and gravel often create problems when mowing with clearing saws on traffic islands or in public parks and green spaces. STIHL has the answer: the low-spin 250-32 grass-cutting blade with KWF certificate reduces the safety distance from objects and vehicles to three metres. Thanks to the special tooth shape, the risk of particles flying around is reduced to a minimum. The result is greater safety, maximum working comfort and quicker results.



# ACCESSORIES FOR CUTTING TOOLS

- Files and guards
- For a variety of applications and jobs



## MILL SAW FILES

Flat files for brush knives and scratcher-tooth circular saw blades. 200 mm.

With case for tidy storage.

Order number **0814 212 3000**



## FILE HANDLES



Wooden handle for all round, triangular and flat files from 4.0 to 5.5 mm.

Order number **0811 490 7860**



## FH 3

Soft handle. For flat files up to 150 mm.

Order number **0000 881 4503**



## FILE HOLDER WITH ROUND FILE

For chisel-tooth circular saw blades.

Order number **5605 750 4343**



## SHARPENING TEMPLATES

For brush knives.

Triple-bladed brush knife

Order number **4020 890 5500**



## SAW SET

For chisel-tooth circular saw blades.

Order number **4020 893 5000**



## WEAR AND TEAR PROTECTION

Can be screwed onto main area of wear for a longer mowing head service life.





For DuroCut 20-2

Order number **4005 007 1002**

**NEW** For PolyCut 28-2 and 48-2

Order number **4003 007 1001**



| Order number   | Max. cutting circle diameter (line/metal) (mm) | FS 55, FS 70 R | FS 91, FS 111, FS 131, FS 240, FSA 130, FSA 135, FS-KM | FS 94 | FS 260, FS 360, FS 460 | FS 261, FS 361, FS 461 | FS 560 C-EM | FS 561 C-EM | FSA 60 R, FSA 86 R | FSA 90 |
|--|--|----------------|--|-------|------------------------|------------------------|-------------|-------------|--------------------|--------|
| <b>UNIVERSAL GUARD FOR LINE MOWING HEADS AND METAL TOOLS</b>                                   |  |                |  |       |                        |                        |             |             |                    |        |
|               | 4180 007 1028                                  | 420/260        | -  | •     | •                      | -                      | -           | -           | -                  | -      |
|  | 4119 710 8103                                  | 420/305        | -  | -     | -                      | -                      | -           | -           | •                  | •      |
| <b>GUARDS FOR METAL TOOLS</b>  |  |                |  |       |                        |                        |             |             |                    |        |
|              | 4144 710 8116                                  | -/230          | •  | -     | -                      | -                      | -           | -           | -                  | -      |
|  | 4863 710 8100                                  | -/260          | -  | -     | -                      | -                      | -           | -           | -                  | •      |
|  | 4147 710 8101                                  | -/305          | -  | -     | -                      | •                      | -           | -           | -                  | -      |
|  | 4147 007 1017 <sup>ⓐ</sup>                     | -/305          | -  | -     | -                      | -                      | -           | -           | -                  | -      |
| <b>NEW</b>   | 4147 710 8115                                  | -/305          | -  | -     | -                      | •                      | •           | -           | -                  | -      |
| <b>NEW</b>   | 4148 710 8105                                  | -/350          | -  | -     | -                      | •                      | -           | •           | -                  | -      |
| <b>GUARDS FOR LINE MOWING HEADS AND POLY-CUT</b>   |  |                |  |       |                        |                        |             |             |                    |        |
|             | 4180 007 1030                                  | 350/-          | -  | •     | •                      | -                      | -           | -           | -                  | -      |
|  | 4863 710 8120                                  | 380/-          | -  | -     | -                      | -                      | -           | -           | -                  | •      |
|  | 4144 710 8117                                  | 420/-          | •  | -     | -                      | -                      | -           | -           | -                  | -      |
|  | 4147 710 8100                                  | 480/-          | -  | -     | -                      | •                      | •           | -           | -                  | -      |
|  | 4147 710 8112                                  | 520/-          | -  | -     | -                      | •                      | -           | -           | -                  | -      |
| <b>NEW</b>   | 4148 710 8104                                  | 560/-          | -  | -     | -                      | -                      | -           | •           | -                  | -      |
| <b>GUARDS FOR CIRCULAR SAW BLADES (STOP AND DEFLECTOR FOR CIRCULAR SAW BLADES)<sup>ⓑ</sup></b> |  |                |  |       |                        |                        |             |             |                    |        |
|             | 4180 710 8201                                  | -/200          | -  | •     | -                      | -                      | -           | -           | -                  | -      |
|  | 4147 007 1008 <sup>ⓐ</sup>                     | -/200          | -  | -     | -                      | •                      | -           | -           | -                  | -      |
|  | 4117 710 8200                                  | -/200          | -  | -     | -                      | -                      | -           | -           | •                  | -      |
|  | 4147 007 1009 <sup>ⓐ</sup>                     | -/225          | -  | -     | -                      | •                      | -           | -           | -                  | -      |
|  | 4148 710 8201                                  | -/225          | -  | -     | -                      | -                      | •           | -           | -                  | -      |
|  | 4000 713 3300                                  | -/225          | -  | -     | -                      | -                      | -           | -           | •                  | -      |
|  | 4148 710 8202                                  | -/225          | -  | -     | -                      | •                      | -           | -           | -                  | -      |
| <b>NEW</b>   | 4148 710 8203                                  | -/250          | -  | -     | -                      | •                      | -           | •           | -                  | -      |

ⓐ Only approved for clearing saws with a bike handle

ⓑ Conversion only possible in connection with 4147 717 2701 guard ring, included in scope of delivery

ⓐ For explanation of quality marks, see page 311



**TAKES CARE OF GREEN SPACES.  
IN ALL SORTS OF LOCATIONS.**

—





# MISTBLOWERS IN DETAIL



## TECHNOLOGY

### 01 2-IN-1 CONVERSION MECHANISM

The universal SR 450 can be quickly and easily switched from spraying to dusting – there’s no need for a separate conversion kit or specialist technical skills.

## COMFORT

### 02 TANK WITH LARGE FILLER OPENING

The large filler opening ensures the container can be filled quickly and cleanly. The inside of the container is easily accessible, making it simple to clean.

### 03 DOSING SYSTEM WITH CONVENIENT METERING LEVER

On the SR 450 the large metering lever for dusting or spraying granules is just below the control handle. In just a few seconds the flow of powder can be switched on and off, and the exact amount can be set in precise increments.

### 04 ONE-HAND MULTI-FUNCTION HANDLE

The engine controls and the valve for the sprayer element are on the control handle. In addition to the engine controls, the sprayer element can be switched on and off quickly and effortlessly with one hand.

# MISTBLOWERS, PARTS AND ACCESSORIES

- For use on farms, orchards and vineyards
- For spreading liquids, granules and seeds
- Ergonomic and less tiring
- Perfect for use on tall-growing plants



## SR 450

63.3 cm<sup>3</sup> • 14.0 l • 12.8 kg<sup>Ⓞ</sup>

Powerful Mistblower for high horizontal range. With simple starting technology, comfortable shoulder straps and single-hand controls. Fitted with a 2-in-1 conversion mechanism for dusting and spraying granules. Easy and precise dust metering.

Order number **4244 011 2602**



## SERVICE KITS

You can perform simple maintenance tasks on your STIHL petrol-powered tool with the help of our service kits. Each kit includes a spark plug, fuel filter and paper or fleece air filter. With proactive, regular standard maintenance you can not only protect machine components against dirt and damage, but also maximise the service life of your power tool. The only implement you need to carry out maintenance is the combination socket tool supplied with your STIHL power tool.

**Service Kit** for BR 350, BR 450, BR 450 C-EF, SR 450

Order number **4244 007 1800**

<sup>Ⓞ</sup> Weight excluding fuel, fully assembled



### PRESSURE PUMP ATTACHMENT SET

Increases the application rate while spraying upwards. Ideal for efficiently spraying medium to tall trees. Mixes the liquid in the tank. SR 450.



Order number **4244 007 1004**

### HIP BELT

Distributes the weight across the hips and shoulders and therefore ensures heightened user-comfort. For SR 450.



Order number **4203 710 9102**

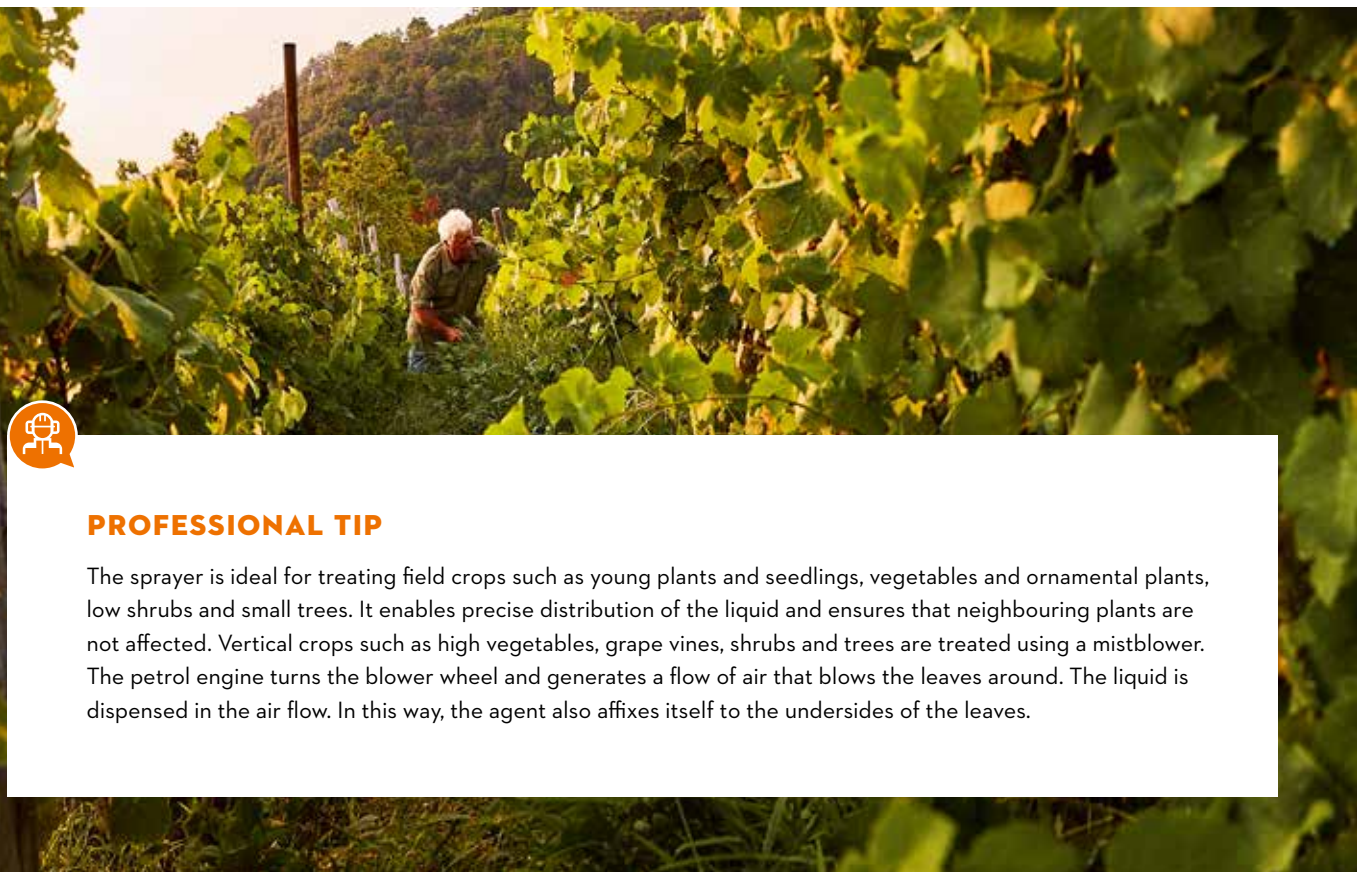
### ULV NOZZLE SET

For spreading small amounts of liquid. For SR 450.



Order number **4244 007 1022**

| Order number  | Displacement (cm <sup>3</sup> ) | Container capacity (l) | Weight <sup>①</sup> (kg) | Sound pressure level <sup>②</sup> (dB(A)) | Sound power level <sup>③</sup> (dB(A)) | Vibration level <sup>④</sup> (m/s <sup>2</sup> ) | STIHL engine (2-MIX/4-MIX <sup>®</sup> ) | Maximum air throughput <sup>⑤</sup> (m <sup>3</sup> /h) | Max. horizontal range (m) | STIHL anti-vibration system | STIHL ElastoStart | Long-life air filter system | Dusting function | One-handed multi-function handle |
|---------------|---------------------------------|------------------------|--------------------------|---|--|--|--|---|---------------------------|-----------------------------|-------------------|-----------------------------|------------------|----------------------------------|
| <b>SR 450</b> | <b>4244 011 2602</b>            | 63.3                   | 14.0                     | 12.8                                      | 101                                    | 110  | 1.9                                      | 2-MIX   | 1,300                     | 14.5                        | •                 | •                           | •                | •                                |



### PROFESSIONAL TIP

The sprayer is ideal for treating field crops such as young plants and seedlings, vegetables and ornamental plants, low shrubs and small trees. It enables precise distribution of the liquid and ensures that neighbouring plants are not affected. Vertical crops such as high vegetables, grape vines, shrubs and trees are treated using a mistblower. The petrol engine turns the blower wheel and generates a flow of air that blows the leaves around. The liquid is dispensed in the air flow. In this way, the agent also affixes itself to the undersides of the leaves.

• Fitted as standard      ① Weight excluding fuel, fully assembled      ⑤ Without blowing system  
 ② K-factor according to Directive 2006/42/EC = 2.0 dB(A)      ⑥ All local regulations must be followed when using mistblowers  
 ③ K-factor according to Directive 2006/42/EC = 2 m/s<sup>2</sup>

# SPRAYERS AND ACCESSORIES

- Manual sprayers for use around the home and garden, and on medium-sized cultivation areas
- New battery sprayer for use in horticulture and landscaping, as well as in orchards, vegetable growing, and viticulture.
- For treating individual plants and precisely distributing liquid pesticides and fertilisers
- Perfect for use in fields and wide spaces



## SG 11

1.5 l • 0.46 kg<sup>Ⓢ</sup>

Ergonomic hand sprayer for distributing liquid pesticides. Smooth-running pump for comfortable work. With hollow cone nozzle as standard.

Order number **4255 019 4912**



## SG 21

3.0 l • 1.2 kg<sup>Ⓢ</sup>

Hand-held sprayer, particularly easy to manoeuvre, for use on balconies and in gardens. Comfortable transport thanks to harness. With hollow cone nozzle as standard.

Order number **4255 019 4921**



## SG 31

5.0 l • 1.8 kg<sup>Ⓢ</sup>

Manual sprayer for occasional users. Easy handling due to large filler opening, ergonomic shut-off valve and telescopic tube. With hollow cone and fan jet nozzle as standard.

Order number **4255 019 4930**

<sup>Ⓢ</sup> Weight when empty



**SG 51**12.0 l • 4.5 kg<sup>①</sup>

Backpack sprayer for occasional and professional users. Increased user comfort with option to mount pump lever on either side, as well as width and length adjustment. Robust design for long service life, even when used professionally. Approx. height 50 cm, approx. width 50 cm, approx. depth 22 cm.

Order number **4255 019 4950****SG 71**18.0 l • 4.8 kg<sup>①</sup>

Backpack sprayer for professional users. Increased user comfort with option to mount pump lever on either side, as well as width and length adjustment. High-quality straps and moulded back panel make it very comfortable to wear. Ergonomic shut-off valve with pressure gauge. Approx. height 55 cm, approx. width 50 cm, approx. depth 22 cm.

Order number **4255 019 4970**

ACCESSORIES:

**NEW HIP BELT WITH HOLSTER**
**APIII**  
 SYSTEM  
 AP 200
**NEW SGA 85**36 V • 17.0 l • 6.2 kg<sup>②</sup>

Comfortable battery sprayer for the application of liquid pesticides and fertilisers in gardening and landscaping as well as fruit, vegetable and wine cultivation. High-performance thanks to a powerful diaphragm pump with 6 bar of operating pressure. Adjustable hollow cone nozzle, infinitely variable pressure adjustment during operation by means of rotary controller, large filler opening for easy topping up of the tank, retainer for safe storage of the lance during breaks in work. Ergonomic carrying system with adjustable chest strap for very comfortable working. Additional hip belt and various nozzles available as accessories for a range of uses and applications.

SGA 85 excluding battery and charger

Order number **4854 011 7000****NEW HIP BELT WITH HOLSTER**

Makes it easier to carry the SGA 85 battery sprayer when full. The SGA 85 lance can be fastened into the hip belt holster during breaks.

Order number **4854 710 9100****FOR COMPATIBLE BATTERIES AND OTHER ACCESSORIES**SEE **FROM PAGE 14**

① Weight when empty  
 ② Weight excluding battery and contents  
 ③ Explanation of symbols on page 304





## Order number

Rated voltage (V)

Container capacity (l)

Weight (kg)

Sound pressure level<sup>ⓐ</sup>  
(dB(A))Sound power level<sup>ⓑ</sup>  
(dB(A))Vibration level, right<sup>ⓒ</sup>  
(m/s<sup>2</sup>)STIHL battery power  
system

Pressure gauge

**MANUAL SPRAYERS<sup>ⓐ</sup>**

|              |               |   |      |                   |   |   |   |   |   |
|--------------|---------------|---|------|-------------------|---|---|---|---|---|
| <b>SG 11</b> | 4255 019 4912 | - | 1.5  | 0.46 <sup>ⓐ</sup> | - | - | - | - | - |
| <b>SG 21</b> | 4255 019 4921 | - | 3.0  | 1.2 <sup>ⓐ</sup>  | - | - | - | - | - |
| <b>SG 31</b> | 4255 019 4930 | - | 5.0  | 1.8 <sup>ⓐ</sup>  | - | - | - | - | - |
| <b>SG 51</b> | 4255 019 4950 | - | 12.0 | 4.5 <sup>ⓐ</sup>  | - | - | - | - | ● |
| <b>SG 71</b> | 4255 019 4970 | - | 18.0 | 4.8 <sup>ⓐ</sup>  | - | - | - | - | ● |

**BATTERY SPRAYER<sup>ⓐ</sup>**

|               |                          |    |      |                  |      |      |     |           |   |
|---------------|--------------------------|----|------|------------------|------|------|-----|-----------|---|
| <b>SGA 85</b> | <b>NEW</b> 4854 011 7000 | 36 | 17.0 | 6.2 <sup>ⓐ</sup> | 66.0 | 77.0 | 0.9 | AP-System | ● |
|---------------|--------------------------|----|------|------------------|------|------|-----|-----------|---|

● Fitted as standard

ⓐ K-factor according to Directive 2006/42/EC = 2.0 dB(A)








ⓑ K-factor according to Directive 2006/42/EC = 2.0 m/s<sup>2</sup>

ⓒ All local regulations must be followed when using sprayers























| Order number | Suitable for sprayers | Spraying angle/spray pattern <sup>®</sup> | Material | Optimal spraying pressure (bars) | Use |
|--------------|-----------------------|---|----------|----------------------------------|-----|
|--------------|-----------------------|---|----------|----------------------------------|-----|

| ACCESSORIES FOR SPRAYERS   |               |   |   |         |  |
|--|---------------|---|---|---------|--|
| <b>EXTENSION TUBE</b><br>   | 4255 500 0301 | SG 11<br>(length 20 cm)                           | <br>110° | Plastic | - Fitted with a fan jet nozzle for treating plants that are difficult to get to, like thorny bushes and roses.                       |
| <b>EXTENSION TUBE</b><br>   | 4255 500 0300 | SG 21, SG 31, SG 51, SG 71, SGA 85 (length 50 cm) | -   | Brass   | - For exact treatment from greater distances, for example of trees and shrubs.   |
| <b>TELESCOPIC TUBES</b><br> | 4255 500 0900 | SG 51, SG 71 SGA 85 (length 52 - 90 cm)           | -   | Plastic | - Can be continuously extended to increase the spray range to up to 90 cm.   |
|                             | 4255 500 2101 | SG 31, SG 51, SG 71, SGA 85 (length 159 - 300 cm) | -   | Brass   | - Can be continuously extended to increase the spray range to up to 300 cm.  |
| <b>SPRAY GUARD</b><br>      | 4255 500 5800 | SG 21, SG 31, SG 51, SG 71, SGA 85                | <br>80°  | Plastic | - Minimises the wind contact area and therefore reduces spray drift. Prevents the spray from coming into contact with nearby plants. |



|  | Order number  | Suitable for sprayers                     | Spraying angle/spray pattern <sup>®</sup>   | Material | Optimal spraying pressure (bars) | Use  |
|--|---------------|---|---|----------|----------------------------------|--|
| <b>ACCESSORIES FOR SPRAYERS</b>  |               |   |   |          |                                  |  |
| <b>DUAL NOZZLE</b><br>                            | 4255 500 8500 | SG 21, SG 31, SG 51, SG 71, SGA 85        | <br>85°  | Plastic  | 2.0                              | Ideal for treating large surfaces or two flower beds at the same time, nozzle direction can be individually adjusted.  |
| <b>PRESSURE VALVES</b><br>                        | 4255 500 7400 | SG 31, SG 51, SG 71 (yellow)              |   |          | 1.0                              |  |
|  | 4255 500 7401 | SG 31, SG 51, SG 71 (red)                 | -   | Plastic  | 1.5                              | Keeps the pressure constant (depending on version) with a deviation of ±10%. The constant pressure reduces fluctuations in the application rate, meaning you can work more effectively.          |
|  | 4255 500 7402 | SG 31, SG 51, SG 71 (blue)                |   |          | 2.0                              |  |
| <b>NOZZLE SET</b><br>                            | 4255 007 1000 | SG 11, SG 21, SG 31, SG 51, SG 71, SGA 85 | <br>80°<br><br>85° | Plastic  | -                                | Includes two fan jet nozzles for treating large areas and two hollow cone nozzles for spraying individual plants. (A nozzle holder is required for mounting onto SG 51, SG 71 and SGA 85.)       |
| <b>WIDE BRASS SPRAY BARS</b><br>                | 4255 500 9702 | SG 51, SG 71, SGA 85 (length 100 cm)      | <br>80°  | Brass    | 2.0                              | Wide spray bars with three fan jet nozzles for spreading pesticides over large areas. Get your work done more quickly with a larger working width.   |
| <b>FAN JET NOZZLE 80-04</b><br>                 | 4255 502 1700 | SG 21, SG 31, SG 51, SG 71, SGA 85        | <br>80°  | Brass    | 2.0                              | Fan jet nozzle with large calibre for application across a large area. Highly suitable for coarse-droplet weed killing. (A nozzle holder is required for mounting onto SG 51, SG 71 and SGA 85.) |
| <b>ADJUSTABLE NOZZLE</b><br>                    | 4255 700 6302 | SG 21, SG 31, SG 51, SG 71, SGA 85        | <br>0-90°  | Brass    | 2.0                              | With the adjustable brass nozzle, the spray pattern can be adjusted from hollow cone to full jet. For an optimal spray result even under varying conditions or in different applications.        |
| <b>FAN JET NOZZLE 65-0025</b><br>               | 4255 502 1701 | SG 21, SG 31, SG 51, SG 71, SGA 85        | <br>75°  | Brass    | 2.0                              | Fan jet nozzle with small calibre and low throughput for very fine and targeted spray distribution. (A nozzle holder is required for mounting onto SG 51, SG 71 and SGA 85.)                     |
| <b>HOLLOW CONE NOZZLE 2.5 mm</b><br>            | 4255 700 6303 | SG 21, SG 31, SG 51, SG 71, SGA 85        | <br>65°  | Brass    | 2.0                              | Special nozzle with large calibre for high throughput amounts.   |
| <b>NOZZLE HOLDER</b><br>                        | 4255 500 2800 | SG 21, SG 51, SG 71, SGA 85               | -   | Plastic  | -                                | Necessary for mounting the fan jet nozzle onto the equipment.  |
| <b>FINE FILTER 100 M FOR SHUT-OFF VALVE</b><br> | 4255 502 0701 | SG 31, SG 51, SG 71, SGA 85               | -   | Plastic  | -                                | Fine filter for the shut-off valve. Low throughput prevents blocking of nozzles.   |





# DEEPLY POWERFUL. EVEN IN HARD GROUND.

---

[Earth auger, parts and accessories](#)

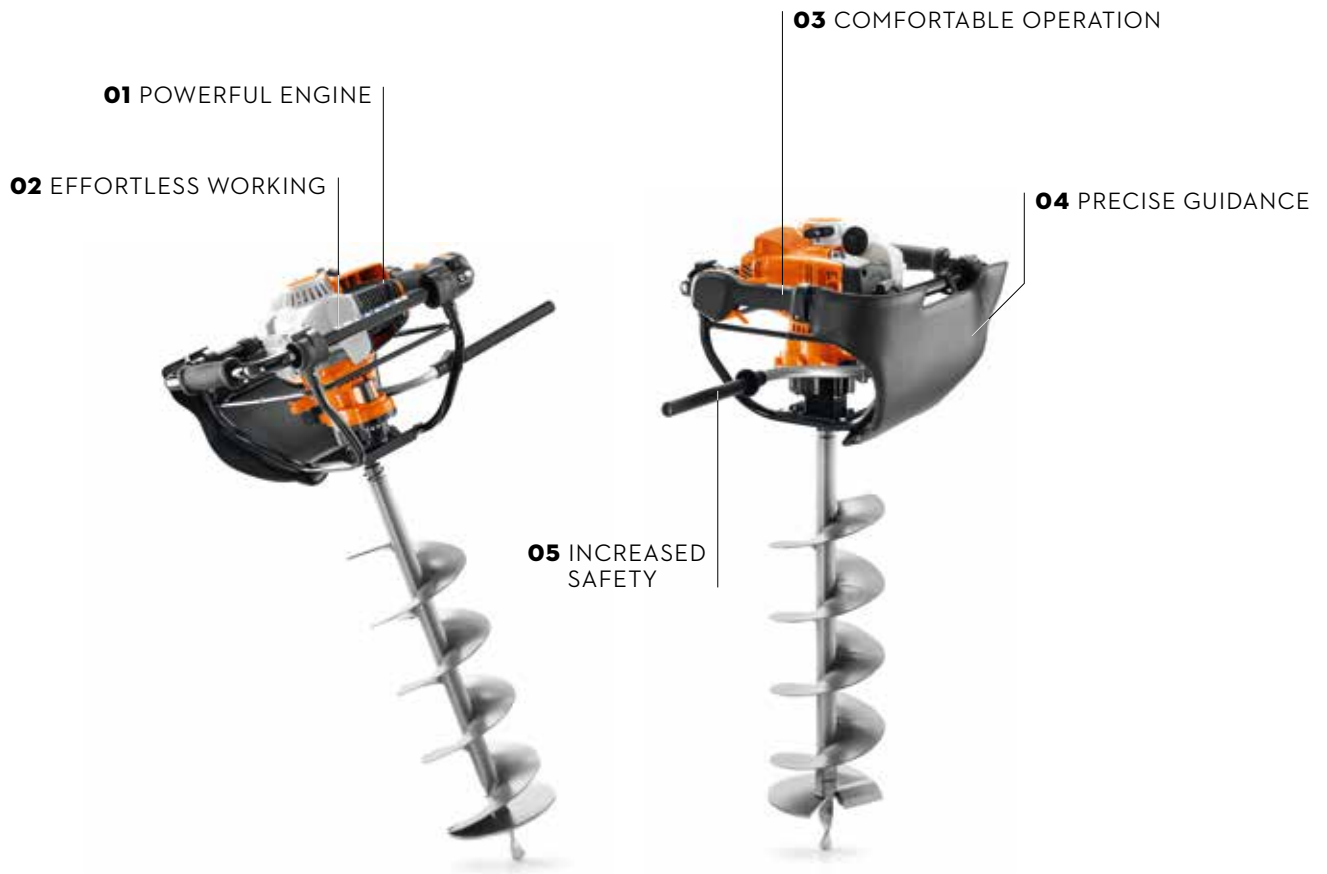
**197**

[Hand-held drills, parts and accessories](#)

**200**



# EARTH AUGERS IN DETAIL



## TECHNOLOGY

### 01 STIHL 4-MIX® ENGINE

Combines the advantages of a 2-stroke and 4-stroke engine. Lower consumption, lower emissions, no need for oil servicing. Less obtrusive noise. Excellent engine power and high torque.

## COMFORT

### 02 LOW-VIBRATION HANDLE DESIGN

Ensures a significant reduction in vibration – for particularly effortless work.

### 03 MULTI-FUNCTION HANDLE

All the engine control functions are integrated into the left handle. The machine can be controlled at the push of a button.

### 04 LARGE-AREA SUPPORT CUSHION

Positioned next to your body or leg during tool use, for a high degree of comfort and steady and precise earth auger guidance.

## SAFETY

### 05 QUICKSTOP DRILL BRAKE

The STIHL QuickStop drill brake with a release lever interrupts the power flow when the drill jams. The brake system makes it easy for jammed drills to be screwed back out.

# EARTH AUGER, PARTS AND ACCESSORIES

- One-person earth auger for flexible applications
- For drilling holes in the ground, planting, building or taking soil samples
- Various drill bits, shaft extensions, support cushions, and drill chucks are available as accessories



## BT 131

36.3 cm<sup>3</sup> • 1.4 kW / 1.9 hp • 10.0 kg<sup>Ⓞ</sup>

One-person earth auger with QuickStop drill brake. STIHL 4-MIX® engine with enlarged fuel tank, low-vibration handle frame, control handle with stop button, long-life air filter system, large support cushion.

Order number **4313 011 2124**



**FOR SUITABLE FUELS AND LUBRICANTS**

SEE **PAGE 248**

<sup>Ⓞ</sup> Weight excluding fuel and drilling tool





## SERVICE KIT

You can perform simple maintenance tasks on your STIHL petrol power tools with the help of service kit. Each kit includes a spark plug, a fuel filter, and a paper air filter. With proactive, regular standard maintenance you can not only protect machine components and parts against dirt and damage, but also maximise the service life of your power tool. The only implement you need for maintenance is the combination socket tool supplied with your STIHL power tool. For BT 131, FS 131, KM 131 and HT 133).

Order number **4180 007 1043**

|                                     | Order number  | Diameter (mm) | Length (mm) | Suitable for earth augers | Use  |
|-------------------------------------|---------------|---------------|-------------|---------------------------|--|
| <b>ACCESSORIES FOR EARTH AUGERS</b> |               |               |             |                           |  |
| <b>EARTH AUGER BIT</b>              |               |               |             |                           |  |
|                                     | 4404 680 2004 | 40            | 695         | BT 130, BT 131            | For all ground types.  |
|                                     | 4404 680 2006 | 60            |             |                           |  |
|                                     | 4404 680 2009 | 90            |             |                           |  |
|                                     | 4404 680 2012 | 120           |             |                           |  |
|                                     | 4404 680 2015 | 150           |             |                           |  |
|                                     | 4404 680 2020 | 200           |             |                           |  |
| <b>EARTH AUGER BIT</b>              |               |               |             |                           |  |
|                                     | 4400 000 4209 | 90            | 700         | BT 360                    | For all ground types.  |
|                                     | 4400 000 4212 | 120           |             |                           |  |
|                                     | 4400 000 4215 | 150           |             |                           |  |
|                                     | 4400 000 4225 | 250           |             |                           |  |
|                                     | 4400 000 4228 | 280           |             |                           |  |
|                                     | 4400 000 4235 | 350           |             |                           |  |
| <b>PLANT SPIRAL EARTH AUGER BIT</b> |               |               |             |                           |  |
|                                     | 4311 680 2515 | 150           | 525         | BT 130, BT 131            | Special auger bit for drilling bore holes for plants. Cylindrical shape. |

Only while stocks last!

| Order number | Diameter (mm) | Length (mm) | Suitable for earth augers | Use |
|--------------|---------------|-------------|---------------------------|-----|
|--------------|---------------|-------------|---------------------------|-----|

**ACCESSORIES FOR EARTH AUGERS**

**SOIL LOOSENER EARTH AUGER BIT**



|               |     |     |                |  |
|---------------|-----|-----|----------------|--|
| 4404 680 1900 | 260 | 660 | BT 130, BT 131 | Special auger bit for loosening soil and planting. |
|---------------|-----|-----|----------------|--|

**SHAFT EXTENSIONS**



|               |   |     |                |   |
|---------------|---|-----|----------------|---|
| 4311 680 2350 | - | 450 | BT 130, BT 131 | For extending the earth auger bit in deep bore holes. |
|---------------|---|-----|----------------|---|

**SUPPORT CUSHION**



|               |   |   |                |  |
|---------------|---|---|----------------|--|
| 4313 748 2501 | - | - | BT 130, BT 131 | As a replacement for the existing support cushion. |
|---------------|---|---|----------------|--|

**DRILL CHUCK**



|               |   |   |                |  |
|---------------|---|---|----------------|--|
| 4311 680 4010 | - | - | BT 130, BT 131 | For twist drills up to Ø 13 mm. For use with drills with cylindrical connectors. |
|---------------|---|---|----------------|--|

Order number

|                                 |                      |                          |   |  |  |   |                     |                               |                   |                             |                       |                                  |
|---------------------------------|----------------------|--------------------------|---|--|--|---|---------------------|-------------------------------|-------------------|-----------------------------|-----------------------|----------------------------------|
| Displacement (cm <sup>3</sup> ) | Power output (kW/hp) | Weight <sup>①</sup> (kg) | Sound pressure level <sup>②</sup> (dB(A)) | Sound power level <sup>③</sup> (dB(A)) | Vibration level, left/right <sup>④</sup> (m/s <sup>2</sup> ) | STIHL engine (2-MIX/ <sup>⑤</sup> -MIX <sup>⑥</sup> ) | Spindle speed (rpm) | Automatic decompression valve | STIHL ElastoStart | Long-life air filter system | QuickStop drill brake | Start lock/reverse rotation lock |
|---------------------------------|----------------------|--------------------------|---|--|--|---|---------------------|-------------------------------|-------------------|-----------------------------|-----------------------|----------------------------------|

| EARTH AUGER <sup>Ⓞ</sup> |               |      |           |      |    |     |           |                    |     |   |   |   |   |   |
|--------------------------|---------------|------|-----------|------|----|-----|-----------|--------------------|-----|---|---|---|---|---|
| BT 131 <sup>Ⓞ</sup>      | 4313 011 2124 | 36,3 | 1,4 / 1,9 | 10,0 | 92 | 100 | 1,7 / 2,0 | 4-MIX <sup>Ⓢ</sup> | 200 | • | - | • | • | • |

• Fitted as standard      ① Weight excluding fuel and drilling tool      ④ Drilling tool not included in delivery  
 ② K-factor according to Directive 2006/42/EC = 2.0 dB(A)      ⑤ With support cushion  
 ③ K-factor according to Directive 2006/42/EC = 2 m/s<sup>2</sup>



# HAND-HELD DRILLS, PARTS AND ACCESSORIES

- For joiners, workmen, municipal workers, gardeners and landscapers
- For drilling wood, erecting fences and benches, and restoring timber structures
- For digging planting holes in garden design, from flowers to perennial plants
- Comprehensive range of practical accessories



## BT 45 WOOD DRILL

27.2 cm<sup>3</sup> • 0.8 kW / 1.1 hp • 4.8 kg<sup>Ⓞ</sup>

Hand-held drill with powerful petrol engine for drilling wood. Quick-release chuck with a chuck width of 13 mm as standard. Two forward gears, reverse gear and neutral position.



Order number **4314 200 0025**

## WATER ATTACHMENT ADAPTORS

1 / 4"

Order number  
**4314 682 3904**



5 / 8"

Order number  
**4314 682 3903**



## SUBPARTS



For drilling wood

**For drilling planting holes**

Order number  
**4314 007 1001**

**For drilling wood without tools  
(not pictured)**

Order number  
**4314 007 1000**

**For drilling wood with key  
(not pictured).**

Order number  
**4314 007 1004**



PAGE **280**

## DYNAMIC DURO

These protective gloves made entirely from cowhide leather are comfortable and pleasant to wear, as well as being extremely durable and offering protection in accordance with EN 388 and EN 420.





## WATER ATTACHMENT SET

To adapt the hand-held drill for core drilling with water. Includes holder, hose connection with ball valve and coupling for core drill bit with 1/2" attachment up to 150 mm in diameter. For BT 45.



Order number **4314 007 1005**

## HARNESS

Enables easy transportation of the tool. For BT 45.



Order number **4314 710 9000**

## DRILL CHUCK WITH KEY

Chuck width 13 mm.

Order number **4314 710 6500**



## STRAP

Ideal for supporting the machine hands-free. For BT 45.



Order number **4314 710 6500**

## WOOD DRILL BITS

Hardened and laterally ground with spiral and spurs. With six-socket connector.

Length 320 mm

Ø 13 mm

Order number **4314 682 5013**

Length 460 mm

Ø 19 mm

Order number **4314 682 5019**

Ø 22 mm

Order number **4314 682 5022**

Ø 25 mm

Order number **4314 682 5025**



## PLANTING AUGER BITS

Interchangeable head and M14 connection thread.

Length 590 mm

Ø 3" (76 mm)

Order number **4314 680 1903**

Ø 4" (102 mm)

Order number **4314 007 1004**

Ø 5" (127 mm)

Order number **4314 680 1905**



Order number

Displacement (cm<sup>3</sup>)

Power output (kW/hp)

Weight (kg)<sup>Ⓞ</sup>

Sound pressure level<sup>Ⓞ</sup>  
(dB(A))

Sound power level<sup>Ⓞ</sup>  
(dB(A))

Vibration level, left/  
right<sup>Ⓞ</sup> (m/s<sup>2</sup>)

Spindle speed, lowest  
gear (rpm)

Spindle speed second  
gear (rpm)

Spindle speed, reverse  
gear (rpm)

## HAND-HELD DRILLS<sup>Ⓞ</sup>

**BT 45**  
For drilling wood

**4314 200 0025**

27.2

**0.8 / 1.1**

4.8

98

103

7.2/6.1

910

2,710

810

<sup>Ⓞ</sup> K-factor according to Directive 2006/42/EC = 2.0 dB(A)

<sup>Ⓞ</sup> K-factor according to Directive 2006/42/EC = 2 m/s<sup>2</sup>

<sup>Ⓞ</sup> Drilling tool not included in delivery



# DIRT COMES IN MANY FORMS. BEAT THEM ALL WITH OUR DIVERSE TOOLS.

---

Blowers, accessories and parts **205**

Vacuum shredders, accessories and parts **214**

Sweeping machines **217**

Compact/mid-range high-pressure cleaners **220**

Accessories for compact/mid-range  
high-pressure cleaners **223**

Mid-range Petrol high-pressure  
cleaners and accessories **225**

Wet and dry vacuum cleaners **231**

Accessories for wet and dry vacuum cleaners **232**



# BLOWERS IN DETAIL



## TECHNOLOGY

- 01 STIHL EASY2START**  
Ensures comfortable and effortless starting. A spring between the starter cord reel and crankshaft relieves strain when starting, meaning that excessive pulling on the cord is no longer needed.
- 02 INTERCHANGEABLE NOZZLES**  
Change from a round to a flat nozzle for extra leaf lifting power.
- 03 HD2 FILTER**  
Keeps even the finest dust away from the engine, ensuring a particularly long service life. Special material means it can easily be washed clean, using STIHL Varioclean and warm water for example.

## COMFORT

- 04 STIHL ANTI-VIBRATION SYSTEM**  
Enables more comfortable work, as buffer and spring elements reduce the transmission of engine vibrations to the operator's arms and hands.
- 05 LOCKING THROTTLE LEVER WITH STOP BUTTON**  
The throttle lever can be locked in full throttle position. A flick of the thumb shuts off the engine. The tool is then immediately ready to start again.

# PETROL BLOWERS

- For homeowners, caretakers, landscapers and municipal workers
- Hand-held and backpack version
- Powerful and efficient
- Very comfortable to use



## BG 56

27.2 cm<sup>3</sup> • 4.1 kg<sup>Ⓢ</sup>

Quickly clears leaves and grass cuttings.  
Round nozzle, stop button.

Order number 4241 011 1761



## BG 86

27.2 cm<sup>3</sup> • 4.4 kg<sup>Ⓢ</sup>

Suitable for clearing large areas of leaves and grass thanks to the HD2 filter, as well as for work in very dusty areas. Round nozzle, flat nozzle, STIHL anti-vibration system, STIHL ElastoStart, locking throttle lever with stop button.

Order number 4241 011 1762



## BG 86

27.2 cm<sup>3</sup> • 4.5 kg<sup>Ⓢ</sup>

Equipped with Easy2Start for effortless starting. Suitable for clearing large areas of leaves and grass, and for work in very dusty areas, thanks to the new HD2 filter. Round nozzle, flat nozzle, STIHL anti-vibration system, locking throttle lever with stop button.

Order number 4241 011 1770



## APPROPRIATE FUELS AND LUBRICANTS

CAN BE FOUND FROM PAGE 248

C = Comfort version  
E = STIHL Easy2Start

Ⓢ Weight excluding fuel, fully assembled



**BR 350**63.3 cm<sup>3</sup> • 10.1 kg<sup>Ⓞ</sup>

Reliable entry-level tool for professionals. STIHL anti-vibration system, straightforward start logic, locking throttle lever with stop button, carry handle.

Order number **4244 011 1600****BR 700**64.8 cm<sup>3</sup> • 10.8 kg<sup>Ⓞ</sup>

Extremely high-performance blower with exceptional blowing power. Tool-free adjustment of the handle position and infinitely variable adjustment of the blower tube. Soft handle. STIHL anti-vibration system, STIHL 4-MIX® engine. Ergonomically shaped, wide shoulder straps, hip belt, locking throttle lever with stop button, carry handle. The optional bike handle is recommended when working with curved nozzles for long periods.

Order number **4282 011 1627**START THE TOOL WITH  
THE PUSH OF A BUTTON**BR 450 C-EF**63.3 cm<sup>3</sup> • 11.5 kg<sup>Ⓞ</sup>

Very powerful blower with STIHL ElectroStart for convenient restart while wearing on the back. Additional pull starter with STIHL Easy2Start for starting at temperatures below 0°C. Soft handle, STIHL anti-vibration system, wide shoulder straps, straightforward start logic, locking throttle lever with stop button, infinitely variable blower tube adjustment, tool-free handle position adjustment.

Order number **4244 011 1632****BR 800 C-E**79.9 cm<sup>3</sup> • 11.7 kg<sup>Ⓞ</sup>

The most powerful STIHL blower. practical side start for convenient restart while wearing on the back. Tool-free adjustment of the handle position and infinitely variable adjustment of the blower tube. Soft handle, STIHL anti-vibration system, ergonomically shaped, wide shoulder straps, hip belt, chest belt, STIHL 4-MIX engine, simple start logic, infinitely variable locking throttle lever with stop button, carry handle.

Order number **4283 011 1603**

C = Comfort version  
E = STIHL Easy2Start  
F = STIHL Electrostart

Ⓞ Weight excluding fuel, fully assembled

# BATTERY BLOWERS

- Ideal for cleaning in noise-sensitive residential areas and hospital gardens, kindergartens, etc.
- Quietest blower in the range
- Battery and emissions-free



AI III



## BGA 45

18 V • 2.2 kg<sup>ⓐ</sup>

Easy-to-manoeuve battery blower for cleaning small outdoor areas at home. Round nozzle, integrated lithium-ion battery (45 Wh) with charge-level indicator. Battery charging time: 210 min/300 min (80%/100%).

Order number 4513 011 5900

AK III  
SYSTEM  
AK 20

## BGA 57

36 V • 2.3 kg<sup>ⓐ</sup>

Pleasantly quiet battery blower. For use in residential areas to gather leaves, grass, paper and other waste into piles. Round nozzle, soft handle, and three-setting length-adjustable blower tube that can be adapted to match the user's size. Flat nozzle for increased air speed available as an accessory.

**BGA 57** excluding battery and charger

Order number 4523 011 5960

**BGA 57 set** with AK 20 and AL 101

Order number 4523 011 5974

<sup>ⓐ</sup> Weight including battery  
<sup>ⓑ</sup> Weight without battery

<sup>ⓐ</sup> Explanation of symbols on page 304





**APIII**  
SYSTEM  
AP 200

**BGA 86**36 V • 2.8 kg<sup>ⓐ</sup>

Comfortable to operate, very powerful battery blower for professional use, particularly in urban areas such as play grounds and car parks. For removing leaves, plant waste, and dirt. Round nozzle, soft handle, three-setting length-adjustable blower tube, variable blowing force adjustment. Flat nozzle for increased air speed available as an accessory.

**BGA 86** excluding battery and charger

Order number **BA02 011 5900**



**APIII**  
SYSTEM  
AR 3000 L

**BGA 100**36 V • 2.5 kg<sup>ⓐ</sup>

Pleasantly quiet, lightweight and very powerful battery blower for professional use, especially in urban, noise-sensitive areas. Round nozzle, soft handle, three power levels with additional boost function, three-setting length-adjustable blower tube, lifting eyelet for support cushion that is available as an accessory. Flat nozzle for increased air speed to assist lifting wet leaves also available as an accessory. Battery operation via a connecting cable and battery belt, AP carrying system, or AR backpack battery (see page 47).

**BGA 100** excluding battery and charger

Order number **4866 011 5900**



## SUITABLE BATTERIES AND OTHER ACCESSORIES

SEE FROM PAGE 14




**APIII**  
SYSTEM  
AR 3000 L

**BGA 200**36 V • 3.2 kg<sup>ⓐ</sup>

The most powerful battery blower from STIHL. Pleasantly quiet for professional use in urban and noise-sensitive areas. Hand-held operation is ideal for use in narrow and awkward spaces. For extended periods or large areas of work, the dedicated comfort carrying system gives you the option of easily hooking the BGA 200 onto a STIHL harness (sold separately). Switching between hand-held and mounted mode is incredibly quick and easy. The curved shape of the BGA 200 ensures there is no tipping or turning effect on the blower, reducing the strain on your wrist. The second handle and locking throttle make it even more comfortable to use. At the press of a button, the blower tube length can be very easily adapted for different cleaning situations such as cleaning in corners. The comfort carrying system that is sold separately is secured to the belt of an AR backpack battery.

**BGA 200** excluding battery and charger, including comfort carrying system

Order number **BA01 200 0000**



Scan the QR code to see the many features for the BGA 200 in action.



ⓐ Weight including battery  
ⓑ Weight without battery

ⓐ Explanation of symbols on page 304



# ELECTRIC BLOWERS

- For homeowners
- Ideal for frequent use on private grounds
- Comfortably quiet operation
- High blowing power



## BGE 61

230 V • 1.1 kW • 3.0 kg<sup>Ⓞ</sup>

For cleaning small to medium outdoor spaces around the home. Flat nozzle, cable strain relief, can also be used as a vacuum shredder in conjunction with the retrofittable vacuum attachment.

Order number **4811 011 1514**



## BGE 81

230 V • 1.4 kW • 3.3 kg<sup>Ⓞ</sup>

For cleaning large outdoor domestic spaces. Flat nozzle, soft handle, infinitely variable speed control, lock button to lock air stream, cable strain relief, can also be used as a vacuum shredder with the retrofittable vacuum attachment.

Order number **4811 011 1550**



### PROFESSIONAL TIP

Your electric blower can easily be used as a vacuum shredder that shreds the vacuumed leaves straight away before they're put into the collection bag. The shredded leaves can then ideally be used for mulching. To do this you simply need the attachment set for electric blowers, which you can find on the right.



<sup>Ⓞ</sup> Weight excluding cable

# BLOWER ACCESSORIES AND PARTS

- For extending the range of possible applications
- Various nozzles
- Gutter-cleaning set
- Harness for improved user comfort



## SERVICE KITS

You can perform simple maintenance tasks on your STIHL petrol-powered tool with the help of our service kits. Each kit includes a spark plug, fuel filter and paper or fleece air filter. With proactive, regular standard maintenance you can not only protect machine components against dirt and damage, but also maximise the service life of your power tool. The only implement you need to carry out maintenance is the combination socket tool supplied with your STIHL power tool.

**Service Kit** for BR 350, BR 450, BR 450 C-EF, SR 450  
Order number **4244 007 1800**

**Service Kit** for BR 700  
Order number **4282 007 1801**

## SUPPORT CUSHION SET

Support cushion with strap adapter for securing the support cushion to the battery belt with harness, to the AP carrying system or to the AR L carrying system. For BGA 100, KMA 130 R, KMA 135 R, FSA 130, FSA 130 R, FSA 135, FSA 135 R and RGA 140.



Order number **0000 007 1045**

## HIP BELTS

Equally distributes the weight across the hips. Soft padding.



**For BR 350, BR 430, BR 450**  
Order number **4203 710 9102**

**For BR 500**  
Order number **4282 710 9101**

## CHEST BELT

Ensures the shoulder straps are securely positioned. For BR 200, BR 350, BR 430, BR 450, BR 500, BR 600 and BR 700.



Order number **0000 790 7700**

### COMFORT CARRYING SYSTEM FOR THE BGA 200



The comfort carrying system enables the BGA 200 to be used in different ways - either hand-held or hooked into a slot on the side of the user's body. These two modes can be switched between easily and incredibly rapidly, making your work so much easier - particularly during longer periods of use. The comfort carrying system can only be used as part of a carrying system for AR L backpack batteries. It cannot be used with the battery belt or the AP carrying system. AR L batteries and the AR L battery carrying system are not included in the scope of delivery.

Order number **BA01 490 0400**

### BIKE HANDLE

Distributes recoil from the blower onto both arms. Especially useful with curved nozzles, for BR 350, BR 430, BR 450, BR 500, BR 600, BR 700 and BR 800.



Order number **4282 790 1700**












### HARNES WITH CARRYING STRAP



Harness for BGA 85 for effortless work. The right balance is achieved through different rope-attachment loops, regardless of whether AP or AR battery operated. When using AR batteries an additional support cushion is needed.

Order number **4853 710 900**

Order number      Shape      Suitable for blower      Use

| FLAT NOZZLES  |                       |          |                                      |   |
|---|-----------------------|----------|--------------------------------------|---|
|  | <b>4866 701 8301</b>  | straight | BGA 57, BGA 86, BGA 100              | Makes heavy or wet blowable materials easier to remove thanks to the high air speed.  |
|  | <b>4241 708 6302</b>  | curved   | BG 56, BG 86, BGE 61, BGE 81, SHA 56 | Enables work on large surfaces, directs the air stream parallel to the ground.  |
|  | <b>4606 701 8301</b>  | curved   | BGA 85                               |   |
|  | <b>4282 708 6340</b>  | curved   | BR 430, BR 500, BR 600               |   |
|  | <b>4282 708 6304</b>  | curved   | BR 700, BR 800                       |   |
| ROUND NOZZLES   |                       |          |                                      |   |
|  | <b>4244 708 6301</b>  | straight | BR 450                               | For effortless operation due to straight nozzle shape.  |
|  | <b>4282 708 6370</b>  | straight | BR 500                               |   |
|  | <b>4282 708 6360</b>  | straight | BR 550                               |   |
|  | <b>4282 708 6350</b>  | straight | BR 600                               |   |
|  | <b>4282 708 6302</b>  | straight | BR 700, BR 800 C-E                   |   |
|  | <b>4282 708 6303</b>  | curved   | BR 800                               | Lengthens the blower tube compared to the standard straight nozzle. We recommend using the tool with the bike handle 4282 790 1700 for effortless work. |
|   | <b>4282 7008 6300</b> | round    | BR 700, BR 800 C-E                   |   |



### GUTTER-CLEANING SET

For clearing dirt and leaves.  
Approx. 3 m long blower tube,  
for BG 56, BG 66, BG 86,  
BGE 71 and BGE 81.



Order number **4241 007 1003**

### VACUUM ATTACHMENTS

For converting the petrol blower  
into an electric vacuum shredder.  
For BG 56 and BG 86.



Order number **4241 700 2200**

For converting the blower into an  
electric vacuum shredder. For BGE  
71 and BGE 81.



Order number **4811 700 2201**

|  | Order number  | Displacement (cm <sup>3</sup> ) | Rated voltage (V) | Power consumption (kW) | Weight (kg)       | Blowing force <sup>①</sup> (N) | Max. air speed (m/s) with round nozzle/flat nozzle | Air throughput (m <sup>3</sup> /h) with round nozzle/flat nozzle | Sound pressure level <sup>②</sup> (dB(A)) | Sound power level <sup>③</sup> (dB(A)) | Vibration level right <sup>④</sup> (m/s <sup>2</sup> ) |
|--|---------------|---------------------------------|-------------------|------------------------|-------------------|--------------------------------|--|--|---|--|--|
| <b>PETROL BLOWERS</b>                    |               |                                 |                   |                        |                   |                                |  |  |   |  |  |
| <b>BG 56</b>                             | 4241 011 1750 | 27.2                            | -                 | -                      | 4.1 <sup>①</sup>  | 13                             | 71/-   | 700/-  | 90  | 104                                    | 8.0  |
| <b>BG 86</b>                             | 4241 011 1753 | 27.2                            | -                 | -                      | 4.4 <sup>①</sup>  | 15                             | 76/89  | 755/620  | 90  | 104                                    | 2.5  |
| <b>BG 86 C-E</b>                         | 4241 011 1770 | 27.2                            | -                 | -                      | 4.4 <sup>①</sup>  | 15                             | 76/89  | 755/620  | 90  | 104                                    | 2.5  |
| <b>BR 350</b>                            | 4244 011 1600 | 63.3                            | -                 | -                      | 10.1 <sup>①</sup> | 17                             | 90/-   | 740/-  | 98  | 106                                    | 3.9  |
| <b>BR 450</b>                            | 4244 011 1606 | 63.3                            | -                 | -                      | 10.6 <sup>①</sup> | 28                             | 99/-   | 1,090/-  | 102                                       | 108                                    | 2.5  |
| <b>BR 450 C-EF</b>                       | 4244 011 1605 | 63.3                            | -                 | -                      | 11.5 <sup>①</sup> | 28                             | 99/-   | 1,090/-  | 102                                       | 108                                    | 2.5  |
| <b>BR 700</b>                            | 4282 200 1627 | 64.8                            | -                 | -                      | 10.8 <sup>①</sup> | 35                             | 88/-   | 1,550/-  | 101                                       | 109                                    | 2.5  |
| <b>BR 800 C-E</b>                        | 4283 011 1602 | 79.9                            | -                 | -                      | 11.7 <sup>①</sup> | 41                             | 97/-   | 1,700/-  | 104                                       | 112                                    | 3.5  |
| <b>BATTERY BLOWERS</b>                   |               |                                 |                   |                        |                   |                                |  |  |   |  |  |
| <b>BGA 45</b>                            | 4513 011 5904 | -                               | 18                | -                      | 2.2 <sup>①</sup>  | 5                              | 44/-   | 420/-  | 76  | 87                                     | 3.2  |
| <b>BGA 57</b>                            | 4523 011 5960 | -                               | 36                | -                      | 2.3 <sup>①</sup>  | 9                              | 55/60  | 620/560  | 79  | 90                                     | 0.6  |
| <b>BGA 57 SET</b><br>with AK 20 + AL 101 | 4523 011 5974 | -                               | 36                | -                      | 3.5 <sup>①</sup>  | 9                              | 55/60  | 620/560  | 79  | 90                                     | 0.6  |
| <b>BGA 86</b>                            | BA02 011 5900 | -                               | 36                | -                      | 2.8 <sup>①</sup>  | 15                             | 69/76  | 780/710  | 79  | 90                                     | 0.5  |
| <b>BGA 100</b>                           | 4866 011 5900 | -                               | 36                | -                      | 2.5 <sup>①</sup>  | 17 <sup>②</sup>                | 75 <sup>②</sup> /81                                | 840 <sup>②</sup> /760  | 80  | 90                                     | 0.9  |
| <b>BGA 200</b>                           | BA01 011 5900 | -                               | 36                | -                      | 3.2 <sup>①</sup>  | 21 <sup>②</sup>                | 84 <sup>②</sup> /-                                 | 940 <sup>②</sup> /-  | 80  | 91                                     | 0.7  |
| <b>ELECTRIC BLOWERS</b>                  |               |                                 |                   |                        |                   |                                |  |  |   |  |  |
| <b>BGE 61</b>                            | 4811 011 1514 | -                               | 230               | 1.1                    | 3.0 <sup>①</sup>  | 9                              | -/70   | -/485  | 85  | 100                                    | 1.0  |
| <b>BGE 81</b>                            | 4811 011 1550 | -                               | 230               | 1.4                    | 3.3 <sup>①</sup>  | 12                             | -/82   | -/565  | 89  | 103                                    | 4.1  |

● Fitted as standard    C = Comfort version    E = STIHL Easy2Start    ① Combination of air speed and air throughput  
 ○ Retrofittable (accessory)    D = Catalytic converter    F = STIHL Electrostart    ② K-factor according to Dir. 2006/42/EC = 2.0 dB(A) with standard tool  
 ③ K-factor according to Dir. 2006/42/EC = 2 m/s<sup>2</sup>



STIHL engine (2-MIX/4-MIX®)/  
battery STIHL battery system

Round nozzle/flat nozzle

STIHL anti-vibration system

STIHL ElastoStart/Easy2Start

STIHL side start

STIHL ElectroStart

Chest belt / hip belt

Vacuum attachment

|           |     |   |     |   |   |     |   |  |
|-----------|-----|---|-----|---|---|-----|---|--|
|           |     |   |     |   |   |     |   |  |
| 2-MIX     | ●/○ | - | ○/- | - | - | -/- | ○ |  |
| 2-MIX     | ●/● | ● | -/○ | - | - | -/- | ○ |  |
| 2-MIX     | ●/● | ● | -/● | - | - | -/- | ○ |  |
| 2-MIX     | ●/○ | ● | -   | - | - | ○/○ | - |  |
| 2-MIX     | ●/○ | ● | ●/- | - | - | ○/○ | - |  |
| 2-MIX     | ●/- | ● | -/● | - | ● | ○/○ | - |  |
| 4-MIX®    | ●/○ | ● | -   | - | - | ○/● | - |  |
| 4-MIX®    | ●/- | ● | -/● | ● | - | ●/● | - |  |
| Al-Line   | ●/- | - | -   | - | - | -/- | - |  |
| AK-System | ●/○ | - | -   | - | - | -/- | - |  |
| AK-System | ●/○ | - | -   | - | - | -/- | - |  |
| AP-System | ●/○ | - | -   | - | - | -/- | - |  |
| AP-System | ●/○ | - | -   | - | - | -/- | - |  |
| AP-System | ●/- | - | -   | - | - | -/- | - |  |
| -         | -/● | - | -   | - | - | -/- | - |  |
| -         | -/● | - | -   | - | - | -/- | ○ |  |



### PROFESSIONAL TIP

The STIHL Smart Connector can be attached to petrol, electric and battery products, enabling it to transmit important information about your STIHL power tool via Bluetooth. See page 242 for additional information on STIHL connected.

⊖ Weight excluding fuel, fully assembled  
 ⊕ Weight including battery  
 ⊖ Weight without battery

⊖ Weight including battery, excluding charger  
 ⊕ Weight excluding cable  
 ⊖ In boost



# VACUUM SHREDDERS, ACCESSORIES AND PARTS

- For home and professional users
- For removing and shredding leaves and cuttings
- Can also be used as a blower



## SH 56 C-E

27.2 cm<sup>3</sup> • 5.4 kg<sup>Ⓞ</sup>

Ideal for cleaning medium-sized areas. Infinitely variable speed control, round nozzle, heavy duty HD2 filter.

Order number **4241 011 0928**



## SH 86 C-E

27.2 cm<sup>3</sup> • 5.6 kg<sup>Ⓞ</sup>

Ideal for cleaning large areas. Infinitely variable speed control, round nozzle, flat nozzle, lock button, STIHL ElastoStart, STIHL anti-vibration system, heavy duty HD2 filter.

Order number **4241 011 0941**

Order number

Displacement (cm<sup>3</sup>)

Rated voltage (V)

### PETROL VACUUM SHREDDERS

|           |               |      |   |
|-----------|---------------|------|---|
| SH 56 C-E | 4241 011 0929 | 27.2 | - |
| SH 86 C-E | 4241 011 0932 | 27.2 | - |

### ELECTRIC VACUUM SHREDDERS

|        |               |   |     |
|--------|---------------|---|-----|
| SHE 81 | 4811 011 0840 | - | 240 |
|--------|---------------|---|-----|

- Fitted as standard
- Retrofittable (accessory)

C = Comfort version  
E = STIHL Easy2Start



### SHE 81

230 V • 1.4 kW • 4.5 kg<sup>①</sup>

For large areas and outdoor domestic spaces. Infinitely variable speed control, locking throttle, rubberised handle, flat nozzle, blower function.

Order number **4811 011 0838**

### DUST-REDUCING COLLECTION BAG

45 l. For particularly dusty jobs. For SH 56, SH 86, SHA 56, and SHE 81.

Order number **4229 708 9701**



### CURVED FLAT NOZZLE

For SH 56, SH 86, SHE 71 and SHE 81.

Order number **4241 708 6302**



### GUTTER-CLEANING SET

For clearing dirt and leaves. Approx. 3 m long blower tube, for SH 56, SH 86, and SHE 81.

Order number **4241 007 1003**



| Power consumption (kW) | Weight (kg), including accessories | Sound pressure level <sup>②</sup> (dB(A)) | Sound power level <sup>③</sup> (dB(A)) | Vibration level left/right <sup>④</sup> (m/s <sup>2</sup> ) | STIHL engine (2-MIX/ 4-MIX <sup>®</sup> )/battery STIHL battery system | Air throughput (m <sup>3</sup> /h) in vacuum mode | Blowing force <sup>⑤</sup> (N) | Max. air speed (m/s) With round nozzle/flat nozzle | Air throughput (m <sup>3</sup> /h) with round nozzle/flat nozzle | Collection bag volume (l) | STIHL anti-vibration system | STIHL ElastoStart | STIHL Easy2Start | Round nozzle/flat nozzle | Infinitely variable speed control | Manual fuel pump |
|------------------------|------------------------------------|---|--|---|--|---|--------------------------------|--|--|---------------------------|-----------------------------|-------------------|------------------|--------------------------|-----------------------------------|------------------|
| -                      | 5.4 <sup>①</sup>                   | 94  | 105                                    | 9.1/8.0   | 2-MIX  | 710   | 13                             | 71/-   | 700/-  | 45                        | -                           | -                 | ●                | ●/○                      | ●                                 | ●                |
| -                      | 5.8 <sup>①</sup>                   | 93  | 106                                    | 2.5/1.9   | 2-MIX  | 770   | 15                             | 76/89  | 755/620  | 45                        | ●                           | ●                 | ●                | ●/●                      | ●                                 | ●                |
| 1.4                    | 4.5 <sup>①</sup>                   | 88  | 103                                    | 5.6/2.6   | -  | 610   | 12                             | -/82   | -/565  | 45                        | -                           | -                 | -                | -/●                      | ●                                 | -                |

① K-factor according to Dir. 2006/42/EC = 2.0 dB(A) with standard tool  
 ② K-factor according to Dir. 2006/42/EC = 2 m/s<sup>2</sup>  
 ③ Combination of air speed and air throughput  
 ④ Weight excluding fuel, fully assembled

⑤ Weight without battery  
 ⑥ Weight including battery, excluding charger  
 ⑦ Weight excluding cable  
 ⑧ in boost



# SWEEPING MACHINES IN DETAIL



## TECHNOLOGY

- 01 SEALING STRIPS AND AIR FILTER**  
Ensure that even fine particles are held back during sweeping.
- 02 STIHL MULTICLEAN SWEEPING SYSTEM**  
Enables a huge range of dirt to be picked up – even heavy and wet dirt as well as drinks cans and PET bottles. The STIHL MultiClean PLUS with additional power sweep takes care of very fine dust. Debris is brushed up in front of the machine before it can get caught under the tool.
- 03 LONG-LASTING MATERIALS**  
The bristles made of low-wear nylon come with a 4-year STIHL durability warranty.

## COMFORT

- 04 PRACTICAL WASTE CONTAINER**  
With a very large volume, this container accommodates a lot of swept-up debris but takes up little space. The tool can be placed and stored upright on the container to save space, without any of the contents falling out.
- 05 CENTRAL HEIGHT ADJUSTMENT AND BRISTLE HOLD-DOWN CLAMP**  
Enables the sweeping machines to be adapted to a huge range of surfaces. The laterally projecting brushes and bristle hold-down clamp even make it possible to clean areas directly next to walls and curbs.
- 06 LONG-LIFE GEAR MECHANISM AND ERGONOMIC, HEIGHT-ADJUSTABLE PUSH BAR**  
Its low weight, long-life gear mechanism with optimum power transmission and ergonomically designed push bar make this tool easy and comfortable to push.



# SWEEPING MACHINES

- For home and professional users
- For cleaning paths, car parks and driveways
- Sweeps coarse, fine, heavy and wet debris
- With the efficient STIHL MultiClean and MultiClean Plus sweeping systems



## KG 550

Container capacity 25 l • Sweeping width 55 cm • 6.0 kg

For sweeping around the house. STIHL MultiClean sweeping system, 8-level central height adjustment, lateral wheels, suitable for outdoor use, four-year durability warranty on the low-wear nylon bristles.

Order number **4860 019 4705**



## KG 770

Container capacity 50 l • Sweeping width 77 cm • 13.0 kg

For low-dust sweeping of large areas both indoors and outdoors. STIHL MultiClean PLUS sweeping system, 8-level central height adjustment, low-dust sweeping process, bristle hold-down clamp, ergonomically shaped 2-fold height adjustment push bar, lateral wheels, transport handle, can be stored upright to save space, four-year durability warranty on the low-wear nylon bristles.

Order number **4860 019 4706**





**APIII**  
SYSTEM  
AP 200

**KGA 770**

36 V • Container capacity 50 l • Sweeping width 77 cm • 16.0 kg<sup>ⓐ</sup>



Battery sweeping machine for large areas both indoors and outdoors. STIHL MultiClean PLUS sweeping system, 8-fold central height adjustment, lateral guide roller, transport handle, stores upright to save space, ergonomically shaped 2-fold height-adjustable push bar. Easy and effortless to push due to the battery operation of the circular brushes and power sweep. This enables thorough cleaning of edges and corners, even when the machine is stationary. The low-wear nylon bristles come with a four-year durability warranty.

**KGA 770** excluding battery and charger  
Order number **4860 011 4703**



**SUITABLE BATTERIES AND OTHER ACCESSORIES**

CAN BE FOUND **FROM PAGE 14**

Order number

Container capacity (l)

Sweep width (cm)

Rated voltage (V)

Weight (kg)

Sound pressure level<sup>ⓐ</sup> (dB(A))

Sound power level<sup>ⓐ</sup> (dB(A))

For areas up to... (m<sup>2</sup>)

Sweeping concept

Central height adjustment

Protective cover for the long-life transmission

All-around sealing + air filter

Bristle hold-down clamp

Ergonomically designed push bar

Battery operation (for circular brushes/power sweep)

Indoor areas: Interlocking paving stones/sealed floors

Outside areas: Asphalt / exposed aggregate concrete / interlocking paving stones / cobblestones

| SWEEPING MACHINES        |                      |                        |                  |                   |                   |   |  |                                      |                  |                           |   |                                 |                         |                                 |  |  |   |
|--------------------------|----------------------|------------------------|------------------|-------------------|-------------------|---|--|--------------------------------------|------------------|---------------------------|---|---------------------------------|-------------------------|---------------------------------|--|--|---|
| Model                    | Order number         | Container capacity (l) | Sweep width (cm) | Rated voltage (V) | Weight (kg)       | Sound pressure level <sup>ⓐ</sup> (dB(A)) | Sound power level <sup>ⓐ</sup> (dB(A)) | For areas up to... (m <sup>2</sup> ) | Sweeping concept | Central height adjustment | Protective cover for the long-life transmission | All-around sealing + air filter | Bristle hold-down clamp | Ergonomically designed push bar | Battery operation (for circular brushes/power sweep) | Indoor areas: Interlocking paving stones/sealed floors | Outside areas: Asphalt / exposed aggregate concrete / interlocking paving stones / cobblestones |
| <b>KG 550</b>            | <b>4860 019 4705</b> | 25                     | 55               | -                 | 6.0               | -   | -                                      | 300                                  | MultiClean       | ●                         | -   | -                               | -                       | -                               | -/-  | -/-  | ●/●/●/●   |
| <b>KG 770</b>            | <b>4860 019 4706</b> | 50                     | 77               | -                 | 13.0              | -   | -                                      | 1,500                                | MultiClean PLUS  | ●                         | ●   | ●                               | ●                       | ●                               | -/-  | ●/●  | ●/●/●/●   |
| BATTERY SWEEPING MACHINE |                      |                        |                  |                   |                   |   |  |                                      |                  |                           |   |                                 |                         |                                 |  |  |   |
| <b>KGA 770</b>           | <b>4860 011 4703</b> | 50                     | 77               | 36                | 16.0 <sup>ⓐ</sup> | 64  | 80                                     | 2,000                                | MultiClean PLUS  | ●                         | ●   | ●                               | ●                       | ●                               | ●/●  | ●/●  | ●/●/●/●   |

● Fitted as standard

ⓐ Weight without battery

ⓐ K-factor according to Dir. 2006/42/EC = 2.0 dB(A) with standard tool

ⓐ Explanation of symbols on page 304

# HIGH-PRESSURE CLEANERS IN DETAIL



## TECHNOLOGY

- 01** PRESSURE/QUANTITY CONTROL AND PRESSURE GAUGE  
The working pressure and water quantity can be adapted to the cleaning task at hand on an infinitely variable basis. The pressure gauge on the device shows the set pressure in each case.
- 02** BRASS PUMP WITH CERAMIC PISTONS  
The ceramic-coated pistons make the pump very robust and ensure a long service life.
- 03** BRUSHLESS INDUCTION MOTOR  
STIHL high-pressure cleaners boast particularly robust and durable brushless induction motors.
- 04** STEEL-REINFORCED HIGH-PRESSURE HOSE  
The high-pressure hose reinforced with steel mesh is highly robust and suitable for use under very demanding conditions.

## COMFORT

- 05** INTEGRATED HOSE REEL  
PLUS models have an integrated hose reel for comfortable and safe storage of the high-pressure hose. The crank handle can be folded in for transport and storage.
- 06** INTEGRATED CLEANING AGENT TANK WITH DOSING CONTROL  
These power tools feature an integrated 2-litre tank for cleaning agents. The dosing of the relevant cleaning agent can be adjusted using the dosage regulator.
- 07** COMFORT GUN WITH ANTI-TWIST QUICK-RELEASE COUPLING AND ROTATING SPRAY LANCE  
Anti-twist quick-release coupling allows the high-pressure gun to be connected to the high-pressure hose quickly. Using the rotating spray lance, the high-pressure jet can always be perfectly directed towards the cleaning task at hand.
- 08** ALUMINIUM TELESCOPIC HANDLE  
High-quality extending telescopic handle for comfortable transport and space-saving storage.
- 09** INTEGRATED NOZZLE STORAGE COMPARTMENT  
The nozzles can be stored safely in the practical storage compartment.

# COMPACT HIGH-PRESSURE CLEANERS

- For cleaning jobs around the home and garden and for private car cleaning<sup>Ⓞ</sup>
- For cleaning garden furniture, stairwells, walkways and terraces
- Compact, convenient, powerful entry-level tools
- With clever details and high-quality features



**NEW** – AVAILABLE  
FROM SPRING 2022!

## RE 90

Max. 1,885 psi • max. 7.3 l/min • 8.0 kg

Lightweight, convenient high-pressure cleaner with hard-wearing aluminium high-pressure pump, rotary nozzle, adjustable fan jet nozzle, cleaning agent spray set. Park position for resting the lance during breaks and space-saving, secure storage of accessories directly on the unit. Quick-release coupling for easy connection of high-pressure hose to high-pressure cleaner and lance.

Order number **RE02 011 4520**

## RE 90<sup>Ⓢ</sup>

Order number **4951 012 4511**



**NEW** – AVAILABLE  
FROM SPRING 2022!

## RE 90 PLUS

Max. 1,885 psi • max. 7.3 l/min • 9.0 kg

Lightweight, convenient high-pressure cleaner with hard-wearing aluminium high-pressure pump, rotary nozzle, adjustable fan jet nozzle, cleaning agent spray set. Park position for resting the lance during breaks and space-saving, secure storage of accessories directly on the unit. Quick-release coupling for easy connection of high-pressure hose to high-pressure cleaner and lance. With hose reel (PLUS) for particularly easy handling and storage of the high-pressure hose.

Order number **RE02 011 4526**

## RE 95 PLUS<sup>Ⓢ</sup>

Order number **4951 012 4524**

<sup>Ⓞ</sup> Please observe local regulations regarding the permissibility of vehicle cleaning

<sup>Ⓢ</sup> Current models will be replaced with new models once they sell out.

Only while stocks last!

**NEW**  
**RE 110****Max. 2,175 psi • max. 7.3 l/min • 16.5 kg**

Sturdy high-pressure cleaner with brushless induction motor and high-quality aluminium pump. Compact design with extendable aluminium telescopic handle. Folding side storage compartment with integrated nozzle and power cable compartment. With rotary nozzle, adjustable fan jet nozzle and cleaning agent spray set. 7 m high-pressure hose with quick-release coupling for connecting to the unit and the lance.

Order number **4950 012 4524****NEW**  
**RE 120 PLUS****Max. 2,320 psi • max. 8.0 l/min • 21.2 kg**

Powerful high-pressure cleaner with brushless induction motor, high-quality aluminium pump PLUS outstanding comfort. Compact design with extendable aluminium telescopic handle. Folding side storage compartment with integrated nozzle and power cable compartment. Comfortable, easy-to-use with soft handle and particularly long spray lance. With rotary nozzle, adjustable fan jet nozzle and cleaning agent spray set. 9 m high-pressure hose with quick-release coupling. With hose reel (PLUS) for particularly easy handling and storage of the high-pressure hose.

Order number **4950 011 4553****NEW**  
**RE 110 PLUS****Max. 2,175 psi • max. 7.1 l/min • 20.3 kg**

Sturdy high-pressure cleaner with brushless induction motor, high-quality aluminium pump PLUS outstanding comfort. Compact design with extendable aluminium telescopic handle. Folding side storage compartment with integrated nozzle and power cable compartment. With rotary nozzle, adjustable fan jet nozzle and cleaning agent spray set. 8 m high-pressure hose with quick-release coupling. With hose reel (PLUS) for particularly easy handling and storage of the high-pressure hose.

Order number **4950 011 4536****RE 130 PLUS****Max. 2,465 psi • max. 8.3 l/min • 21.2 kg**

Exceptionally powerful, sturdy high-pressure cleaner with extensive range of features. Brushless induction motor, high-quality aluminium pump and steel-reinforced high-pressure hose. Compact design with extendable aluminium telescopic handle. Folding side storage compartment with integrated nozzle and power cable compartment. Comfortable, easy-to-use with soft handle and particularly long spray lance. With rotary nozzle, adjustable fan jet nozzle and cleaning agent spray set. Hard-wearing, steel-reinforced 9 m high-pressure hose with quick-release coupling. With hose reel (PLUS) and robust aluminium hose guide for particularly easy handling and storage of the high-pressure hose.

Order number **4950 011 4564**

# MID-RANGE HIGH-PRESSURE CLEANER

- For commercial use and tough domestic cleaning
- For use in various locations such as in garages and workshops
- High working pressure removes even stubborn dirt



## RE 170 PLUS

Max. 2,610 psi • max. 10.8 l/min • 31.0 kg

Highly robust, powerful high-pressure cleaner PLUS outstanding comfort. Hose reel featuring a hose guide, folding crank and 12 m steel-reinforced high-pressure hose, high-pressure pump made from brass with wear-resistant, ceramic-coated piston, pressure/flow control using a pressure gauge, integrated tank with dosing control for cleaning agent, adjustable fan jet nozzle, rotary nozzle made from wear-resistant ceramic, anti-drill quick-release coupling on the lance, storage compartment for the nozzle.

Order number **RE01 011 4534**



PAGE **224**

## FLAT TEXTILE HOSE WITH HOSE HOLDER WATER SUPPLY AND A PRACTICAL STORAGE SOLUTION IN ONE

To supply your high-pressure cleaner with water, STIHL offers a flat textile hose which is provided on a practical holder for convenient reeling and unreeling. When used with a hose attachment, the holder with hose can be stored directly on the high-pressure cleaner, thereby ensuring that the flat textile hose is always stored securely and compactly.

Flat textile hose with hose holder:

**4910 500 8600**

# ACCESSORIES FOR RE 90 TO RE 170 PLUS

- For extending the range of possible applications
- Versatile solutions to make your work easier
- Accessories for special cleaning applications



## LARGE AREA WASH BRUSH

Approx. 285 mm wide. For cleaning delicate surfaces. With integrated rubber lip for removing water residue, for RE 90 to RE 170 PLUS.



Order number **4910 500 6000**

## VEHICLE CLEANING SET

Consisting of a wash brush, a vehicle nozzle, and a 90° angled nozzle.



**For RE 90 to RE 130 PLUS, with click coupling (for pre-2022 models)**

Order number **4910 500 6100**

**NEW For RE 90 to RE 170 PLUS with bayonet coupling (for models produced from 2022)**

Order number **4910 500 6101**

## ROTATING WASH BRUSH

Ø 155 mm. For effective cleaning of sensitive surfaces, with rotating inner brush and adjustable working angle, for RE 90 to RE 170 PLUS.



Order number **4910 500 5900**

## SURFACE CLEANER

### ! RA 82

Ø 255 mm. For quick, splash-free cleaning of medium-sized areas. With pressure adjustment, for RE 90 to RE 130 PLUS models with click connection.



Order number **4910 500 3901**

### NEW RA 90

Ø 255 mm. For quick, splash-free cleaning of medium-sized areas. With pressure adjustment, click and bayonet coupling, for RE 90 to RE 170 PLUS.



Order number **4910 500 3902**

### RA 110

Ø 310 mm. For quick, splash-free cleaning of larger surfaces. With pressure adjustment, for RE 90 to RE 170 PLUS models with bayonet connection.



Order number **4910 500 3901**

! Only while stocks last!



## FLAT TEXTILE HOSE WITH HOLDER

12 m long. Low-pressure hose including holder, can be easily rolled and unrolled, enabling space-saving storage. Can be stored directly on the unit. Maximum water inlet temperature: 20°C. The hose attachment is required to attach the holder to the high-pressure cleaner. For RE 110 to RE 170 PLUS.



Order number **4910 500 8600**

## HIGH-PRESSURE HOSE EXTENSIONS<sup>ⓐ</sup>

For more range.  
With quick-release coupling.



Length **9 m**, textile mesh for RE 90 to RE 130 PLUS  
Order number **4910 500 0836**

## LONG SPRAY LANCE, ANGLED

1,080 mm long. Sturdy, angled spray lance for cleaning difficult-to-access spots, for RE 90 to RE 170 PLUS.

Order number **4910 500 1900**

## SPRAY LANCE EXTENSION, STRAIGHT

430 mm long. For RE 90 to RE 130 PLUS  
Bayonet connection.



Order number **4900 500 0303**

## WATER FILTER

Protects the pump against dirt from the water supply.  $\frac{3}{4}$ " connection. For RE 90 to RE 170 PLUS.

Order number **4910 500 5400**



## FOAM NOZZLES

Powerful cleaning effect due to foam that adheres to the surface for a long time. The alignment of the spray jet and spray angle can be adjusted. With measuring system and large filler opening.



For RE 90 to RE 130 PLUS

Order number **4910 500 9600**

## WET SANDBLASTING DEVICE

4 m long. For wet sandblasting of brickwork and metal parts. For RE 90 to RE 170 PLUS.



Order number **4910 500 1800**

## PIPE CLEANING SET

15 m long, exterior diameter: Hose 10 mm, head 13.7 mm (on the cap nut). Also suitable for smaller diameter pipes. With nozzle, for RE 90 to RE 130 PLUS.



Order number **4910 500 8000**

## SUCTION SET

3 m long. For low-pressure water supply from rain water tanks and cisterns. It is recommended that a water filter is fitted, for RE 90 to RE 170 PLUS.



Order number **4910 500 0500**

<sup>ⓐ</sup> High-pressure hose extension cannot be rolled up on a hose reel

<sup>ⓑ</sup> Please observe the regulations of your water supply company. If required, use the recommended system separation method (e.g. backflow preventer) if connecting to the drinking water supply.



# MID-RANGE PETROL HIGH-PRESSURE CLEANERS AND ACCESSORIES

- Petrol high-pressure cleaners combining power and high-quality components
- Designed for convenience and durability in demanding domestic and commercial situations



## RB 200

2,500 psi, 8.7 l/min, 28 kg

When you need to do heavy cleaning on your deck, house or equipment, the STIHL RB 200 high-pressure cleaner does it all without fuss. Its powerful 173 cc (5 hp) engine delivers 2,500 psi of water pressure – powerful enough to tackle tough cleaning jobs on pathways, driveways, decks and more.

Order number **4789 012 4604**



## RB 400 DIRT BOSS®

2,700 psi, 10.3 l/min, 41 kg

When you need a powerful cleaner that delivers top performance and can stand up to daily use, choose the STIHL RB 400 DIRT BOSS® high-pressure cleaner. It features a powerful 196 cc (6.5 hp) engine that can output 2,700 psi of water pressure at 10.3 liters per minute.

Order number **4789 012 4604**



## RB 600

3,200 psi, 11.3 l/min, 53.5 kg

Do you need a powerful pressure cleaner to tackle your professional cleaning jobs? Whether it's greasy farm equipment, stained weather boards, or a dirty truck, the STIHL RB 600 is ready to rock. It features 3,200 psi of water pressure and 208 cc engine.

Order number **4791 012 4604**





**RB 800**

4,200 psi, 15.1 l/min, 76 kg

The STIHL RB 800 is the pressure cleaner you need if you are looking for professional power and performance. This high-pressure cleaner is the most impressive one in the STIHL lineup. It is designed for heavy-duty commercial use and can get through tough cleaning jobs.

Order number **4792 012 4604**



**HIGH PRESSURE GUN**

**M22 screw connection**

for RB 200, RB 400

Order number **4789 500 1300**



**With additional handle and quick coupling**

for RB 600, RB 800

Order number **4791 500 1300**



**ROTORY NOZZLES**

Max. 3,000 psi, quick coupling, for RB 200, RE 400.

Order number **4900 500 1646**



Max. 5,100 psi, quick coupling, for RB 600, RE 800.

Order number **4900 500 1642**



**MULTI FUNCTION NOZZLE**

6 pattern selector, quick coupling, for RB 200, RB 400, RB 600, RB 800

Order number **4900 500 1642**



**NOZZLE PACKS**

3 pack : 15 deg, 25 deg, 65 deg detergent.

**2.7° nozzles** for RB 200.

Order number **4789 007 1000**



5 pack: 0 deg, 15 deg, 25 deg, 40 deg, 65 deg detergent.

**3.0° nozzles** for RB 400

Order number **4790 007 1000**



**3.3° nozzles** for RB 600

Order number **4789 500 1300**

**3.7° nozzles** for RB 800

Order number **4789 500 1300**

**PIVOT COUPLER**

Quick coupling, for RB 200, RB 400, RB 600, RB 800.

Order number **4900 500 1642**



**LONG RANGE CHEMICAL NOZZLE**

For RB 200, RB 400, RB 600, RB 800

Order number **4900 502 1023**





### SPRAY LANCE

With quick coupling, for RB 200, RB 400, RB 600.

Order number **4915 500 0938**



### EXTENSION LANCE

1.22 m, quick coupling, for RB 200, RB 400, RB 600, RB 800.

Order number **4915 500 0300**



### WAND EXTENSION

1.22 m, quick coupling, for RB 200, RB 400, RB 600, RB 800.

Order number **4915 500 0943**

### GUTTER CLEANER

With quick coupling, for RB 200, RB 400, RB 600, RB 800.

Order number **4789 007 1008**



### ROTATING SURFACE CLEANER

With quick coupling, for RB 200, RB 400, RB 600, RB 800.

Order number **4900 500 3904**



### EXTENSION HOSES

High-pressure hose.

**7.5 m, M12<sup>Ⓢ</sup>** for RB 200 and RB 400

Order number **4925 500 0817**



**12 m, quick coupling** for RB 600

Order number **4925 500 0809**



### HIGH-PRESSURE STEEL BRAIDED HOSE EXTENSION

15 m, quick coupling, for RB 600, RB 800.

Order number **4925 500 0811**



### POWER BROOM

With quick coupling, for RB 200, RB 400, RB 600, RB 800.

Order number **4789 500 3900**



Ⓢ M12 = 12 mm screw connection





|   | Order number                          | Operating pressure (psi) | Max. pressure <sup>①</sup> (bar) | Min. water throughput (l/h) | Max. water throughput (l/h) | Max. water supply temperature (°C) | Weight, ready for operation (kg) | Power consumption (kW) | Sound pressure level <sup>②</sup> (dB(A)) | Sound power level <sup>③</sup> (dB(A)) | Vibration level <sup>③</sup> (m/s <sup>2</sup> ) |
|---|---------------------------------------|--------------------------|----------------------------------|-----------------------------|-----------------------------|------------------------------------|----------------------------------|------------------------|---|--|--|
| <b>COMPACT HIGH-PRESSURE CLEANERS<sup>①</sup></b>                             |                                       |                          |                                  |                             |                             |                                    |                                  |                        |   |  |  |
| <b>RE 90</b>  | <b>NEW</b> RE02 011 4520              | 145 - 1,450              | 130                              | 350                         | 440                         | 40                                 | 8.0                              | 2.1                    | 76.0                                      | 90.0                                   | ≤ 2.5  |
| <b>RE 90 PLUS</b>   | <b>NEW</b> RE02 011 4526              | 145 - 1,450              | 130                              | 350                         | 440                         | 40                                 | 9.0                              | 2.1                    | 76.0                                      | 90.0                                   | ≤ 2.5  |
| <b>RE 110</b>   | <b>NEW</b> 4950 012 4524              | 145 - 1,595              | 150                              | 380                         | 430                         | 40                                 | 17.6                             | 1.7                    | 73.0                                      | 85.0                                   | ≤ 2.5  |
| <b>RE 110 PLUS</b>  | <b>NEW</b> 4950 011 4536              | 145 - 1,595              | 150                              | 380                         | 430                         | 40                                 | 20.3                             | 1.7                    | 73.0                                      | 85.0                                   | ≤ 2.5  |
| <b>RE 120 PLUS</b>  | <b>NEW</b> <sup>②</sup> 4950 011 4553 | 145 - 1,812              | 160                              | 400                         | 480                         | 40                                 | 21.2                             | 2.1                    | 74.0                                      | 86.0                                   | ≤ 2.2  |
| <b>RE 130 PLUS</b>  | 4950 011 4564                         | 145 - 1,958              | 170                              | 420                         | 500                         | 40                                 | 21.2                             | 2.3                    | 74.0                                      | 86.0                                   | ≤ 2.2  |
| <b>MID-RANGE HIGH-PRESSURE CLEANERS<sup>①</sup></b>                           |                                       |                          |                                  |                             |                             |                                    |                                  |                        |   |  |  |
| <b>RE 170 PLUS</b>  | RE01 011 4534                         | 145 - 2,175              | 180                              | 570                         | 648                         | 60                                 | 31.0                             | 3.3                    | 71.0                                      | 85.0                                   | ≤ 2.5  |
| <b>MID-RANGE PETROL HIGH-PRESSURE CLEANERS - CLEANING SYSTEMS<sup>①</sup></b> |                                       |                          |                                  |                             |                             |                                    |                                  |                        |   |  |  |
| <b>RB 200</b>   | 4789 012 4604                         | 2,500                    | 170                              | 520                         | 740                         | 52                                 | 28.0                             | -                      | 90.0                                      | 103.0                                  | ≤ 2.5  |
| <b>RB 400</b>   | 4790 012 4604                         | 2,700                    | 185                              | 620                         | 840                         | 52                                 | 41.0                             | -                      | 90.0                                      | 102.0                                  | ≤ 2.5  |
| <b>RB 600</b>   | 4791 012 4604                         | 3,200                    | 220                              | 680                         | 909                         | 52                                 | 53.0                             | -                      | 90.0                                      | 103.0                                  | ≤ 2.5  |
| <b>RB 800</b>   | 4792 012 4604                         | 4,200                    | 290                              | 910                         | 1,136                       | 52                                 | 76.0                             | -                      | 90.0                                      | 106.0                                  | ≤ 2.5  |

- Fitted as standard
- Retrofittable (accessory)

① Max. permissible system pressure

② K-factor according to Dir. 2006/42/EC = 2.0 dB(A) with standard tool

③ K-factor according to Dir. 2006/42/E = 1.5 m/s<sup>2</sup> (RE 90), 2.0 m/s<sup>2</sup> (from RE 100), with fan jet nozzle



| Power cable length (m) | Mains voltage (V/phases/Hz) | Motor speed (rpm) | Cleaning agent spray set/cleaning agent tank/external cleaning agent injector | Transparent detergent tank (l) | Detergent measuring system | High-pressure hose (length in m) | Steel-reinforced high-pressure hose | Comfort high-pressure lance with rotating spray lance and soft handle | Aluminium pump head/brass pump head/ceramic pistons | Adjustable pressure/flow control on the machine/trigger | Pressure gauge | Aluminium telescopic handle | Transport handle | Folding hood for nozzle storage | Quick-release coupling for high-pressure hose | Integrated high-pressure hose reel | Anti-twist coupling on the lance | Rotary nozzle/2nd Spray lance with rotary nozzle |
|------------------------|-----------------------------|-------------------|---|--------------------------------|----------------------------|----------------------------------|-------------------------------------|---|---|---|----------------|-----------------------------|------------------|---------------------------------|---|------------------------------------|----------------------------------|--|
| 5                      | 240/1-/50                   | 21,000            | ●/-/-   | 0.5                            | -                          | 6                                | -                                   | -   | ●/-/-   | -/-   | -              | -                           | -                | -                               | ●   | -                                  | ●                                | ●/-  |
| 5                      | 240/1-/50                   | 21,000            | ●/-/-   | 0.5                            | -                          | 7                                | -                                   | -   | ●/-/-   | -/-   | -              | -                           | -                | -                               | ●   | -                                  | ●                                | ●/-  |
| 5                      | 240/1-/50                   | 2,850             | ●/-/-   | 0.5                            | -                          | 7                                | -                                   | -   | ●/-/-   | -/-   | -              | ●                           | ●                | ●                               | ●   | -                                  | ●                                | ●/-  |
| 5                      | 240/1-/50                   | 2,850             | ●/-/-   | 0.5                            | -                          | 8                                | -                                   | -   | ●/-/-   | -/-   | -              | ●                           | ●                | ●                               | ●   | ●                                  | ●                                | ●/-  |
| 5                      | 240/1-/50                   | 2,850             | ●/-/-   | 0.5                            | -                          | 9                                | -                                   | ●   | ●/-/-   | -/-   | -              | ●                           | ●                | ●                               | ●   | ●                                  | ●                                | ●/-  |
| 5                      | 240/1-/50                   | 2,850             | ●/-/-   | 0.5                            | -                          | 9                                | ●                                   | ●   | ●/-/-   | -/-   | -              | ●                           | ●                | ●                               | ●   | ●                                  | ●                                | ●/-  |
| 5                      | 240/1-/50                   | 2,850             | -/●/●   | 2                              | ●                          | 12                               | ●                                   | ●   | -/●/●   | ●/-   | ●              | ●                           | ●                | ●                               | ●   | ●                                  | ●                                | ●/-  |
| -                      | -                           | -                 | -/-/●   | -                              | -                          | 7.5                              | ●                                   | -   | ●/-/-   | -/-   | -              | -                           | ●                | -                               | ●   | -                                  | ●                                | -/○  |
| -                      | -                           | -                 | -/●/●   | -                              | -                          | 7.5                              | ●                                   | -   | -/●/●   | -/-   | -              | -                           | ●                | -                               | ●   | -                                  | ●                                | -/○  |
| -                      | -                           | -                 | -/●/●   | -                              | -                          | 12                               | ●                                   | -   | -/●/●   | ●/-   | -              | -                           | ●                | -                               | ●   | -                                  | ●                                | -/○  |
| -                      | -                           | -                 | -/●/●   | -                              | -                          | 15                               | ●                                   | -   | -/●/●   | ●/-   | -              | -                           | ●                | -                               | ●   | -                                  | ●                                | -/○  |

© Please comply with local waste water regulations when using STIHL high-pressure cleaners  
 © The electrical installation on-site must have the necessary power capacity  
 © Available from spring 2022!

# WET AND DRY VACUUM CLEANERS IN DETAIL



## TECHNOLOGY

### 01 MULTIPLE FILTER SYSTEM

Thanks to the multiple filter system, both coarse and fine dust is effectively filtered. The filter element is washable, hygienic, economical and eco-friendly.

### 02 BLOWER FUNCTION

The blower function is suitable for cleaning hard-to-reach areas. Simply move the suction tube to the exhaust port to use this function.

### 03 WET AND DRY VACUUMING

STIHL wet and dry vacuum cleaners are ideal for cleaning both wet and dry surfaces. The new SEA 20 can only be used on dry surfaces.

## COMFORT

### 04 SWITCHABLE FLOOR NOZZLE

Switch the nozzle when moving from carpet to smooth flooring using the convenient foot switch.

### 05 INTEGRATED ACCESSORY STORAGE

Depending on the model, the extensive range of accessories can be stored in an integrated box or on the holders provided. Also available with vacuum hose and power cable holder.

### 06 AUTOMATIC SWITCH-ON FUNCTION/SOCKET

Electric power tools can be plugged into a socket on the vacuum cleaner. The vacuum cleaner is then automatically switched on and off with the operation of the power tool.

### 07 FILTER CLEANING

Optimum performance at all times through simple and quick cleaning of the filter element.

# WET AND DRY VACUUM CLEANERS

- Wet and dry vacuum for private use in and around the house and for professional use in workshops, cleaning services and industrial settings
- Comprehensive range of high-quality accessories



## SE 33

1.4 kW • 210 mbar • 3,600 l/min

For cleaning dry and wet areas near the home and for car cleaning. Versatile use due to an extensive range of accessories: Switchable floor nozzle for flexible changeover between wet and dry vacuuming, blower function by moving the suction tube onto the exhaust port, ergonomic two-part suction tube. Ideal storage of accessories directly on the power tool, crevice nozzle, floor nozzle, 2 m vacuum hose.

Order number **SE01 012 4400**



## SE 62

1.4 kW • 210 mbar • 3,600 l/min

For getting rid of dust, dirt and liquids indoors and outdoors. Wet and dry vacuuming options, blower function activated by moving the suction tube to the exhaust port, multiple filter system, filter cleaning, switchable floor nozzle, universal nozzle, crevice nozzle.

Order number **4784 012 4400**

E = Automatic switch-on function/socket



**SE 122**

1.5 kW • 250 mbar • 3,700 l/min

With multiple filter system, integrated accessories box and suction tube holder. Wet and dry vacuuming options, filter cleaning, filter element/bag, castors with locking brakes, stainless steel handle with quick-release coupling.

Order number **4774 012 4400****SE 133 ME**

1.4 kW • 250 mbar • 4,500 l/min



Powerful wet and dry vacuum cleaner with automatic switch-on function in dust class M. Automatic filter cleaning without loss of suction power, automatic volume flow monitoring, infinitely variable speed control, with adapter plates for carrying tool boxes, anti-static accessories also for extraction on battery-powered electric power tools.

Order number **4786 012 4430**

E = Automatic switch-on function/socket  
M = Dust class

# ACCESSORIES FOR WET AND DRY VACUUM CLEANERS

- Extensions for a huge range of applications
- Nozzles for different applications
- Extension tubes and adapters
- Vacuum hoses





## FILTER BAGS

5-piece pack. Made from paper.

For SE 33

Order number **SE01 500 9000**



5-piece pack. Made from strong, tear-resistant fleece.



For SE 62, SE 62 E

Order number **4901 500 9004**

With dust seal for SE 122 E

Order number **4901 500 9007**

With dust seal for SE 133 ME

Order number **4901 500 9009**

## FILTER ELEMENTS

PET filter for SE 33

Order number **SE01 703 5900**



Strong paper for SE 62 to SE 122 E

Order number **4709 703 5900**



Durable, washable PET liner, ideal for wet vacuum operation for SE 62 to SE 122 E

Order number **4742 703 5900**

For regular or extended periods of wet vacuum operation. Stainless steel, for SE 62 to SE 122 E

Order number **4901 501 0900**



PTFE fold-flat filter, dust class M, washable, for SE 133 ME

Order number **4786 703 5902**



## HEAVY DUTY WET FILTERS

(not pictured)

For SE 61- SE 62

Order number **7004 871 0101**

For SE 122

Order number **7004 871 0538**

## WASTE BAG

For easy, dust-free disposal. 5 units per pack, plastic, for SE 133 ME.

Order number **4901 903 4900**



## LOADING CLOTH

Replaces the filter bags to allow bagless vacuuming. Ideal for fine dust and long working periods, for SE 122.

Order number **4774 703 5900**



## HANDLES

Vac hose handle, for SE 62.

Order number **SE01 500 9000**



Handle with connector for SE 122.

Order number **4901 500 9004**



## CREVICE NOZZLE

(Connection Ø 36 mm)

Length 300 mm. For cleaning hard-to-reach areas. Plastic, for SE 33 to SE 133 ME.

Order number **4901 502 2200**



## RADIATOR SUCTION NOZZLE

(Connection Ø 36 mm)

For cleaning radiators and blinds. Crevice nozzle with special brush insert, for SE 33 to SE 133 ME.

Order number **4901 500 2610**



## DUSTING BRUSH

(Connection Ø 36 mm)

Width 70 mm. E.g. for computer keyboards. Can be rotated, with nylon bristles, for SE 33 to SE 133 ME.

Order number **4901 502 2900**



## UNIVERSAL SUCTION NOZZLE

(Connection Ø 36 mm)

Width 115 mm. Plastic, with lint brush e.g. for car seats, for SE 33 to SE 133 ME.

Order number **4901 502 2300**



For SE 33 - SE 122.

Order number **4901 502 2310**



## COARSE DIRT NOZZLE<sup>①</sup>

(Connection Ø 36 mm)

For SE 33 - SE 122.

Order number **4901 502 2705**



<sup>①</sup> Replacement for coarse dirt kit. Other components needed



### ANGLED RUBBER NOZZLE

(Connection Ø 36 mm)

Length 185 mm. For vacuuming delicate surfaces, for SE 33 to SE 133 ME.



Order number **4901 502 2400**

### BRUSH NOZZLE

(Connection Ø 36 mm)

Length 230 mm. For cleaning delicate objects, e.g. upholstered furniture, for SE 33 to SE 133 ME.



Order number **4901 502 2600**

### WET VACUUMING NOZZLE

(Connection Ø 36 mm)

Width 300 mm. For wet vacuuming, for SE 33 to SE 133 ME.



Order number **4901 500 7200**

### CREVICE NOZZLE

(Connection Ø 36 mm)

Length 920 mm. For cleaning boilers or ovens. Metal, for SE 33 to SE 133 ME.



Order number **4901 502 2201**

### NOZZLE FOR FLOOR CLEANING

(Connection Ø 36 mm)

Width 400 mm. Universal floor nozzle for wet and dry vacuuming. Height-adjustable, for SE 33 to SE 133 ME.



Order number **4901 500 2705**

### COMBINATION FLOOR NOZZLE

(Connection Ø 36 mm)

Width 280 mm. With foot-operated switch for smooth surfaces and carpets. For SE 33 to SE 122 E.



Order number **4901 500 2503**

### ALUMINIUM FLOOR NOZZLE

(Connection Ø 36 mm)

Width 330 mm. For dry vacuuming. Removable brush insert, for SE 62 to SE 133 ME.



Order number **4901 500 2700**

### LARGE AREA FLOOR NOZZLE

(Connection Ø 36 mm)

Width 450 mm. For large areas. Aluminium, adjustable height, with replaceable insert.



With rubber lip insert for wet vacuuming for SE 62-SE 133 ME

Order number **4901 500 2711**

### EXTENSION HOSES



1 unit is 500 mm in length. Stainless steel, for SE 62-SE 133 ME

Order number **4786 503 1600**

2 unit is 500 mm in length. Aluminium, for SE 33 to SE 133 ME

Order number **4901 503 1610**

|   | Order number         | Max. power consumption P <sub>max</sub> (kW) | Max. vacuum (mbar) | Volume flow (l/min) | Weight (kg)       | Sound pressure level <sup>Ⓞ</sup> (dB(A)) | Mains voltage (V/phases/Hz) | Rated voltage (V) | Container volume (l) | Suction hose length (m) | Internal hose diameter (mm) |
|---|----------------------|--|--------------------|---------------------|-------------------|---|-----------------------------|-------------------|----------------------|-------------------------|-----------------------------|
| <b>WET AND DRY VACUUM CLEANER</b>           |                      |  |                    |                     |                   |   |                             |                   |                      |                         |                             |
| <b>SE 33</b>                                | <b>SE01 012 4404</b> | 1.4  | 210                | 3,600               | 5.4 <sup>Ⓞ</sup>  | 73.0                                      | 220 - 240/1-/50/60          | -                 | 12                   | 2.0                     | 37                          |
| <b>SE 62</b>                                | <b>4784 012 4405</b> | 1.4  | 210                | 3,600               | 7.5 <sup>Ⓞ</sup>  | 70.9                                      | 220 - 240/1-/50/60          | -                 | 20                   | 2.5                     | 32                          |
| <b>SE 122</b>                               | <b>4774 012 4401</b> | 1.5  | 250                | 3,600               | 12.1 <sup>Ⓞ</sup> | 65.1                                      | 220 - 240/1-/50/60          | -                 | 30                   | 3.0                     | 36                          |
| <b>CERTIFIED WET AND DRY VACUUM CLEANER</b> |                      |  |                    |                     |                   |   |                             |                   |                      |                         |                             |
| <b>SE 133 ME</b>                            | <b>4786 012 4430</b> | 1.4  | 250                | 4,500               | 16.0 <sup>Ⓞ</sup> | 68.0                                      | 220 - 240/1-/50/60          | -                 | 42                   | 5.0                     | 32                          |

● Fitted as standard

E = Automatic switch-on function/socket  
M = Dust class

Ⓞ K-factor according to Dir. 2006/42/EC = 2.0 dB(A) with standard tool

Ⓞ Weight without battery

Ⓞ Weight including battery, excluding charger

### CAR SET

For cleaning different surfaces inside cars. Crevice nozzle (300 mm), dusting brush, brush nozzle and cushion nozzle, for SE 33 to SE 133 ME.



Order number 4901 500 9500

### WET VACUUMING SET

For cleaning up liquids. Wet vacuum floor nozzle, angled rubber nozzle, stainless steel filter element, for SE 62 to SE 122 E.



Order number 4901 500 9400

### COARSE DIRT SET

For cleaning up coarse dirt and debris. Coarse dirt nozzle, extension hoses (2 x 500 mm), connectors (2 x), vacuum hose 1.75 m long, Ø 50 mm, for SE 122 to SE 133 ME.



Order number 4901 500 9300

### CONNECTOR

Ø 50 / 50 mm.



Order number 4901 503 1509

### HOSE / WAND CONNECTOR

Ø 50 / 32 mm

Order number 4901 503 1505



Ø 50 / 36 mm

Order number 4901 503 1500

### VACUUM HOSES

Ø 32 mm x 3.5 m, for SE 33 to SE 62 E<sup>Ⓞ</sup>  
Order number 4901 500 0518



Ø 36 mm x 3.0 m, for SE 122 to SE 133 ME  
Order number 4901 500 0504

With adapter for power tools.

Ø 27 mm x 3.5 m, for SE 33 to SE 62 E  
Order number 4901 500 0520



Ø 27 mm x 3.5 m, for SE 122 to SE 133 ME  
Order number 4901 500 0503



Ø 32 mm x 3.5 m, for SE 62 to SE 62 E<sup>Ⓞ</sup>  
Order number 4901 500 0519



### ADAPTER FOR POWER TOOLS (Connection Ø 36 mm)



For directly connecting electric power tools with vacuum capability to the vacuum hose. Quick-release coupling, for SE 122 to SE 133 ME.

Order number 4901 500 7301

### ADAPTER FOR POWER TOOLS (Connection Ø 32 mm)



Suction power control, for SE 62.

Order number 4901 503 1509

| Wet/dry vacuuming options | Automatic switch-on function/power outlet (E) | Multiple filter system | Filter cleaning, automatic/manual | Pre-filter/paper/fleece filter element | Collection container | Paper/fleece filter bag | Handle with quick-release coupling | Plastic/stainless steel vacuum attachment | Switchable floor nozzle | Universal nozzle, crevice nozzle | Adapter for power tool use | Speed control | Soft start-up | Delayed shutdown |
|---------------------------|---|------------------------|-----------------------------------|--|----------------------|-------------------------|------------------------------------|---|-------------------------|----------------------------------|----------------------------|---------------|---------------|------------------|
| •                         | -   | -                      | -/-                               | -/-/•                                  | -                    | •/-                     | -                                  | •/-                                       | •                       | -/•                              | -                          | -             | -             | -                |
| •                         | -   | •                      | -/•                               | -/•/-                                  | -                    | -/•                     | •                                  | •/-                                       | •                       | •/•                              | -                          | -             | -             | -                |
| •                         | -   | •                      | -/•                               | -/-/•                                  | -                    | -/•                     | •                                  | -/•                                       | •                       | •/•                              | -                          | -             | -             | -                |
| •                         | •   | •                      | •/-                               | -/-/•                                  | -                    | -/•                     | •                                  | -/•                                       | • <sup>Ⓞ</sup>          | -/•                              | •                          | •             | •             | •                |

Ⓞ Weight, ready for operation (kg)  
 Ⓢ Floor nozzle not switchable  
 Ⓣ Handle included in scope of delivery





## REDUCE GARDEN WASTE WITH EASE.

---

[Finding the right garden shredder for you](#) **239**

[Garden shredders and accessories](#) **240**



# GARDEN SHREDDERS IN DETAIL



## TECHNOLOGY

- 01 BRS TURNING TECHNOLOGY**  
The direction of the shredder blades can be changed using a dial. When turning clockwise, the tool deals with hard shreddable material such as branches; while the powerful blades that work in the anti-clockwise direction convert soft green waste into compostable matter. Handling different shreddable materials in this way effectively protects the blades.
- 02 2-CHAMBER SYSTEM**  
Two individual filler openings enable harder branch material as well as mixed, softer shredding matter. Each chamber is equipped with special blades for the type of material fed in.
- 03 SANDWICH-TYPE BLADE CONSTRUCTION**  
Provides optimum material shredding with low vibration. Additional wing blades and ripping blades further enhance the shredding process.

## COMFORT

- 03 NOISE-OPTIMISED FEED HOPPER**  
Minimises working noise while shredding.
- 04 ONE-CLICK/ONE-TURN SAFETY SWITCH**  
Both the switch-on button and the safety switch are integrated into the locking screw. With a single turn, the engine is immediately stopped.

# FINDING THE RIGHT GARDEN SHREDDER FOR YOU

The first step to selecting the right garden shredder is to include the volume of work, nature of material to be shredded (soft/hard) or the maximum branch thickness that needs to be broken down. There are also special low-noise models available for noise-sensitive areas of use.

The wide product range of high-throughput **electric shredders** available means you can find the tool you need for a wide variety of applications. From occasional shredding of small quantities of green cuttings to regularly processing thicker branches, you're sure to find the right model for the task at hand.

## RECOMMENDED MODEL BASED ON THE MATERIAL TO BE SHREDDED AND QUANTITY TO BE PROCESSED

This overview provides a guide for the processing volume and type of shredding material for each model. The S models are particularly well suited to processing branches.

| GARDEN SHREDDER          | TYPE OF SHREDDING MATERIAL |      | PROCESSING VOLUME |       |
|--------------------------|----------------------------|------|-------------------|-------|
|                          | MIXED                      | HARD | MIXED             | HARD  |
| <b>ELECTRIC SHREDDER</b> |                            |      |                   |       |
| <b>GHE 135 L</b>         | -                          | •    |                   | ----- |
| <b>GHE 105</b>           | •                          | •    | -                 | ----- |
| <b>GHE 150</b>           | •                          | •    | -                 | ----- |
| <b>GHE 250 S</b>         | •                          | •    | -                 | ----- |
| <b>GHE 355</b>           | •                          | •    | -----             | ----- |



- Mixed shredding material: flower cuttings, leaves, thin twigs, etc.
- Hard shredding material: branches, twigs, woody hedge cuttings, etc.

# GARDEN SHREDDERS AND ACCESSORIES

- For amateur gardeners and landscapers
- For shredding hard and soft material
- With powerful engines
- Efficient blades and shredding systems
- A wide range of models – even including noise-sensitive power tools



## GHE 135 L ②

240 V • 2.3 kW

Compact electric shredder with a powerful electric motor for occasional shredding of medium-thickness branches. With cloverleaf opening, integrated shredding container and slow-turning, quiet roller. Folds up for particularly space-saving and easy transport.

Order number **6013 011 1124**



## GHE 105 ①

240 V • 2.2 kW

Compact electric shredder with an effective electric motor for occasional shredding of medium-thickness branches and soft material. With cloverleaf opening.

Order number **6007 011 1194**



## GHE 150 ①

240 V • 2.5 kW

Compact electric shredder with a powerful electric motor for occasional shredding of medium-thickness branches. With sandwich-type blade unit and cloverleaf opening.

Order number **6008 011 1134**

L = Quiet  
S = Chipping

① Particularly well-suited to branches  
② Only suitable for shredding hard material





**GHE 250 S**

240 V • 2.5 kW

Electric shredder with a powerful electric motor for regular shredding of medium-thickness branches and soft material. Ideal for shredding larger quantities of material. With sandwich-type blade unit.

Order number **6008 011 1144**



**GHE 355**

240 V • 2.5 kW

Electric shredder with a powerful electric motor for regular shredding of medium-thickness branches and soft material. Ideal for shredding larger quantities of material, thanks to the large filler opening. With sandwich-type blade unit and BRS turning technology.

Order number **6011 011 1024**

**AHB 050**

50 l shredding container, freestanding, for all shredders apart from GHE 135 L.



Order number **6903 760 2546**

|                               | Order number         | Maximum branch thickness (Ø in mm) | Rated output (W) | Rated voltage | Cutting tool (rated speed) | Weight (kg) | Guaranteed sound power level L <sub>wA</sub> (dB(A)) | Measured sound pressure level L <sub>pA</sub> (dB(A)) | Sound pressure level uncertainty factor K <sub>pA</sub> (dB(A)) | 2-chamber system | Sandwich-type blade unit | Turning technology | Cloverleaf opening | One-click/one-turn safety switch |
|-------------------------------|----------------------|------------------------------------|------------------|---------------|----------------------------|-------------|--|---|---|------------------|--------------------------|--------------------|--------------------|----------------------------------|
| <b>ELECTRIC SHREDDER</b>      |                      |                                    |                  |               |                            |             |  |   |   |                  |                          |                    |                    |                                  |
| <b>GHE 135 L</b> <sup>Ⓢ</sup> | <b>6013 011 1120</b> | 35                                 | 2,300            | 240 V-        | Cutting roller (40 rpm)    | 23          | 94   | 87  | 3   | -                | -                        | -                  | •                  | -                                |
| <b>GHE 105</b> <sup>Ⓢ</sup>   | <b>6007 011 1175</b> | 35                                 | 2,200            | 240 V-        | Multi-Cut 103 (2,800 rpm)  | 19          | 104  | 93  | 3   | -                | -                        | -                  | •                  | -                                |
| <b>GHE 150</b> <sup>Ⓢ</sup>   | <b>6008 011 1130</b> | 35                                 | 2,500            | 240 V-        | Multi-Cut 150 (2,800 rpm)  | 26          | 99   | 89  | 2   | -                | •                        | -                  | •                  | -                                |
| <b>GHE 250 S</b> <sup>Ⓢ</sup> | <b>6008 011 1140</b> | 35                                 | 2,500            | 240 V-        | Multi-Cut 150 (2,800 rpm)  | 27          | 100  | 90  | 3   | -                | •                        | -                  | -                  | -                                |
| <b>GHE 355</b>                | <b>6011 011 1020</b> | 35                                 | 2,500            | 240 V-        | Multi-Cut 355 (2,750 rpm)  | 30          | 100  | 94  | 3   | -                | •                        | •                  | -                  | -                                |

• Fitted as standard  
 B&S = Briggs&Stratton  
 RS = ReadyStart  
 OHV = Overhead valves





**EQUIPPED FOR THE FUTURE  
WITH OUR DIGITAL SOLUTIONS.**



# DIGITAL FLEET MANAGEMENT WITH STIHL CONNECTED

ONE SYSTEM - MANY ADVANTAGES



## SAVE TIME

- ✓ **MAINTAIN OVERSIGHT**  
Always have an overview of your power tool fleet
- ✓ **AUTOMATICALLY RECEIVE POWER TOOL DATA**  
No more need to scan or manually make notes
- ✓ **TRACK POWER TOOL LOCATIONS**  
Always know where your power tools are

## PUT YOUR MIND AT EASE

- ✓ **REDUCE DOWNTIME**  
Complete clarity about the condition of your power tools
- ✓ **NOTHING IMPORTANT IS FORGOTTEN**  
Remember key events such as safety checks
- ✓ **OPTIMISED INFORMATION**  
Digital notes enhance transparency

## SAVE MONEY

- ✓ **KEEP TRACK OF YOUR POWER TOOLS**  
No more power tools left behind at the place of use
- ✓ **OPTIMISE YOUR FLEET SIZE**  
Get the facts about power tool utilisation
- ✓ **ALL INFORMATION ALWAYS TO HAND**  
Move away from inefficient paper systems



**" THE BEST THING ABOUT THE STIHL CONNECTED PORTAL IS THAT I CAN SEE AT A GLANCE WHERE MY MACHINES ARE AND WHERE THEY ARE BEING USED."**

Tilo Maecker, Managing Director, Garden Design and Landscaping at Grünwert Ostfriesland GmbH

# SYSTEM COMPONENTS AND CONNECTIVITY

## CONNECTED PRODUCTS

Connectivity for your products is the concept behind STIHL connected. Your products are connected using STIHL Smart Connector or the connectivity function already integrated into selected STIHL batteries.



## STIHL CONNECTED APP<sup>®</sup>

The STIHL connected app is the easy way to maintain a full overview of your power tool fleet when you're on the move, as it transmits the data on your connected products to the STIHL cloud. Available for iOS and Android.



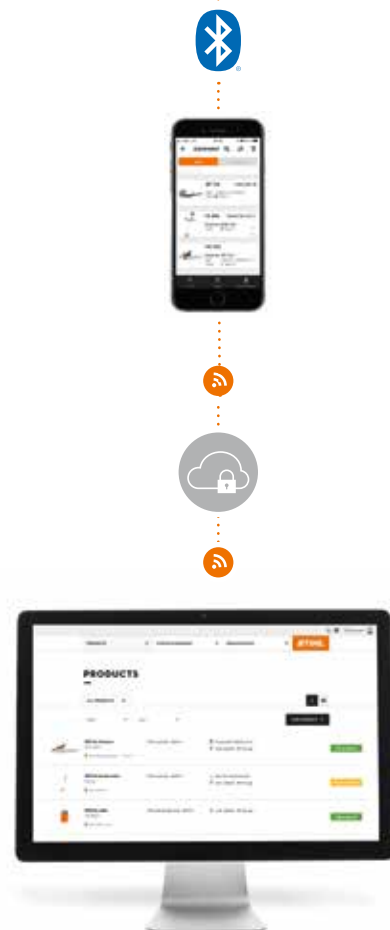
GOOGLE PLAY



APP STORE

## STIHL CONNECTED PORTAL<sup>®</sup>

The machine data saved in the STIHL cloud is then available in the STIHL connected portal for analysis and use.

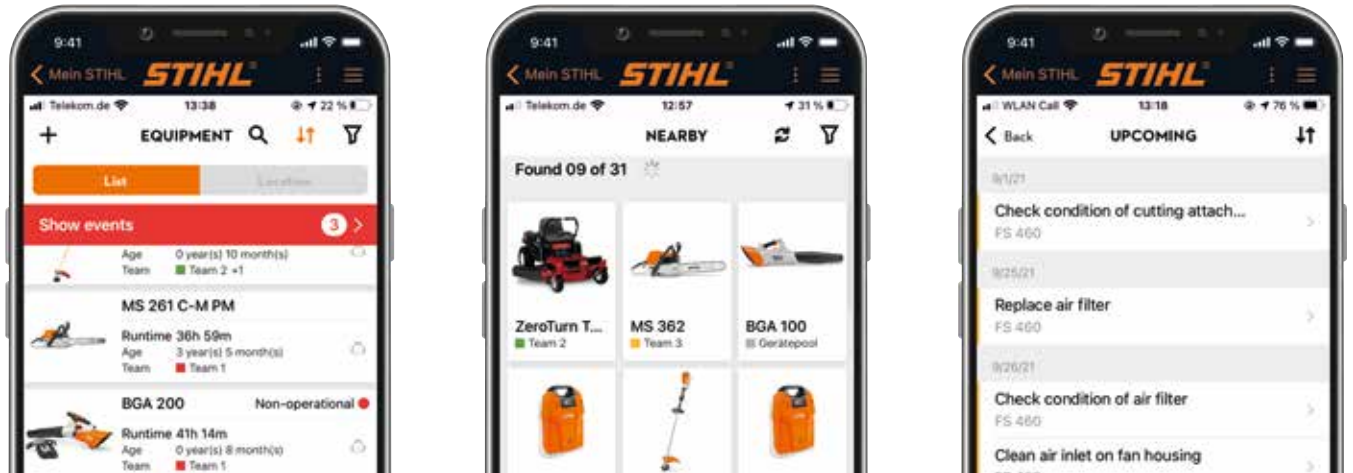


<sup>®</sup> The full software functionality of STIHL connected can currently be used free of charge. Certain functions will in future only be available on payment of a fee. More information is available at <https://www.stihl.com.au/STIHL-connected.aspx>



# EVERYTHING AT A GLANCE WITH THE STIHL CONNECTED APP

The STIHL connected App gives you a great overview of your connected products even when you're on the move, as well as direct access to information such as battery life, last known position, and maintenance status. If a power tool develops a problem during use, you can enter a note for the workshop or get in touch with a STIHL dealer. Shortly before leaving your work site, you can use the STIHL connected app to check that you've loaded up all the power tools and haven't forgotten anything.



## OVERVIEW

Get a complete overview of your entire power tool fleet and view the status of your machines - anytime, anywhere.

## ALL PRESENT AND CORRECT

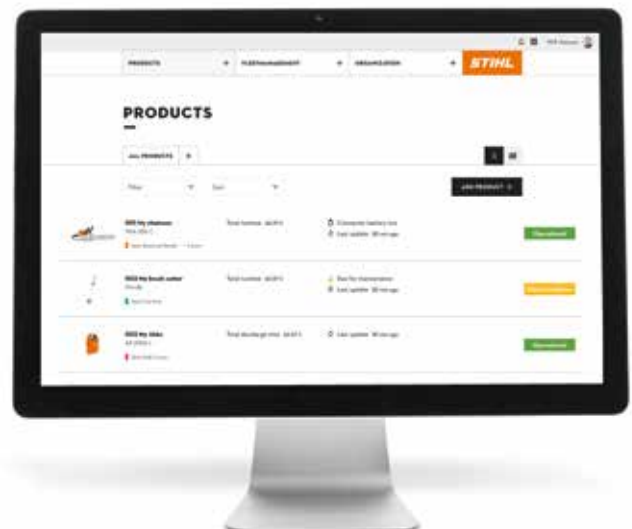
You'll always know which power tools are nearby, and you'll see immediately if anything is missing after off-site jobs.

## MAINTENANCE

You'll be informed of any maintenance due, and can set maintenance deadlines directly via the App. Your own individual maintenance intervals can also be set.

# DETAILED POWER TOOL INFORMATION - WITH THE STIHL CONNECTED PORTAL

The STIHL connected Portal provides an easy and convenient way to digitally manage your power tool fleet, providing a constant overview while enabling you to plan your jobs efficiently and to analyse your connected products in detail. In addition, you can invite your employees, allocate them to specific teams, and individually manage access in the system.





## SMART CONNECTOR

Smart Connector represents the basic all-purpose solution in the overall STIHL system for connecting petrol, electric, and battery products.

It is fitted to the outside of the power tool and records the machine's runtime. Data is sent to the STIHL connected app or to the STIHL connected box via Bluetooth®. Power tool information such as power tool runtime and due maintenance is then available for use in the STIHL connected app or portal. Note: The Smart Connector can also be used with power tools from other manufacturers.

Packaging unit 1 piece(s)  
Order number 0000 400 4900

Packaging unit 10 piece(s)  
Order number 0000 400 4903



## NEW- AVAILABLE EARLY 2023 SMART CONNECTOR 2 A

The new Smart Connector 2 A supplements the overall STIHL connected system, and is the solution for connecting selected professional battery products of the STIHL AP-System. Smart Connector 2 A is installed at a designated position in the power tool housing and also delivers, for example, information on the speed, the power tool electronics, runtime, etc. which is then available in the STIHL connected Portal. The information is then transferred in the same way as by the Smart Connector. Pressing a button shows you whether there is a message on the LED display of the power tool, regarding due maintenance for example. Detailed information is then provided in the STIHL connected app and portal.

Packaging unit 1 piece(s)  
Order number CA01 400 4900



## PAGE 42

### BATTERIES WITH INTEGRATED CONNECTIVITY

The backpack AR 2000 L and AR 3000 L batteries and the new AP 500 S battery can also be integrated into STIHL connected and managed like a power tool: charging status, duration of use, and serial number are displayed in the STIHL connected app and in the STIHL connected portal.



### ATTACHING THE STIHL SMART CONNECTOR TO THE POWER TOOL

The STIHL connected App includes instructions with the best place to attach the STIHL Smart Connector on each fully supported power tool. Mounting should be done either by means of the screws included with the STIHL Smart Connector, or the adhesive pad on the back of it. Alternatively Smart Connector 2 A has designated space built into the housing on selected models. The STIHL Smart connector should be a maximum of 10 cm away from your tools engine or an electromagnetic field in order to register if the machine is on or off.

© Separate mobile communications contract required







## SHOWING OUR LOVE OF MACHINES. ONE DROP AT A TIME.

---

Fuels/lubricants for 2-stroke engines **251**

Accessories for fuels and lubricants **257**

Cleaning agents **255**



**RELIABLE, STRONG AND CLEAN:**

We know what engines need. STIHL has extensive expertise in fuels and lubricants, so we are able to achieve optimum results for people, machines and the environment in the development of our oils, greases and fuels. Specifically, this means reliable use, outstanding performance with low wear, and low-pollutant combustion.

**STIHL PRACTICAL TESTING**

In field tests, STIHL tools are tested under a wide range of operating conditions.

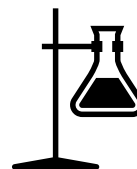


**STIHL OPTIMUM SYSTEM**

Quality fuels and lubricants for man, machine, and the environment

**STIHL TEST FACILITIES**

Across more than 100 test benches, STIHL tools undergo extensive functional tests and long-term trials.



**STIHL DEVELOPMENT**

More than 500 employees work in the cutting-edge STIHL development centre with its in-house laboratory.

© For explanation of quality marks, see page 311

© Specified storage conditions: Sealed in technically approved airtight containers. Store in dry, dark storage conditions where possible, at a maximum room temperature of 20°C

# FUELS AND LUBRICANTS FOR 2-STROKE ENGINES

- High-quality fuels and lubricants for perfect running behaviour
- Optimum lubrication properties
- Low-residue combustion
- High environmental compatibility



## MOTOMIX FUEL MIXTURE



Ready-mixed fuel (50:1) for all STIHL 2-stroke engines, optimum performance, excellent cold start properties, maximum acceleration over the entire rpm range, perfect running characteristics even with a sudden rev change. With STIHL HP ultra premium oil for exceptional engine lubrication and extreme cleanliness, fully synthetic and biodegradable for optimal performance and long service life. User-friendly and engine-friendly thanks to fewer emissions (free from ethanol; almost no olefins and aromatic compounds). Can be kept in storage for up to 2 years<sup>®</sup>. Reliable top performance – STIHL 2-stroke engines and STIHL MotoMix are made for each other; all conceivable applications have been put through rigorous testing.

|                                   |                                   |
|-----------------------------------|-----------------------------------|
| <b>11</b>                         | <b>60 l</b>                       |
| Order number <b>7004 874 0102</b> | Order number <b>7004 874 0104</b> |
| <b>4 l</b>                        | <b>205 l</b>                      |
| Order number <b>7004 874 0103</b> | Order number <b>7004 874 0105</b> |



## HP 2-STROKE ENGINE OIL

Mineral-oil-based engine oil, especially developed for the demanding needs of power tools. Good lubrication and combustion properties, JASO-FB, ISO-L-EGB, fuel/oil ratio 50:1, suitable for all STIHL 2-stroke engines.

|                                   |                                   |
|-----------------------------------|-----------------------------------|
| <b>100 ml (for 5 l)</b>           | <b>5 l (for 250 l)</b>            |
| Order number <b>0781 319 8401</b> | Order number <b>0781 319 8433</b> |
| <b>1 l (for 50 l)</b>             | <b>10 l (for 500 l)</b>           |
| Order number <b>0781 319 8411</b> | Order number <b>0781 319 8434</b> |





### HP ULTRA 2-STROKE ENGINE OIL

Fully synthetic oil for long periods of use under the most demanding conditions. Exceptional lubrication properties, low-residue combustion, biodegradable (over 60% in accordance with OECD 301 B), particularly low in sulphur, JASO-FB, ISO-L-EGB, oil/fuel ratio 1:50.

|   |                                   |
|---|-----------------------------------|
| <b>100 ml (for 5 l)</b>                 | <b>5 l (for 250 l)</b>            |
| Order number <b>0781 319 8060</b>       | Order number <b>0781 319 8063</b> |
| <b>1 l (for 50 l), measuring bottle</b> |                                   |
| Order number <b>0781 319 8061</b>       |                                   |



### PROFESSIONAL TIP

Exceptional lubrication and cleanliness are the most important development specifications for all STIHL engine oils. With consistent use of HP Ultra, a piston that has been running for several hundred hours in the STIHL test lab still looks almost new (see image).



|             |             |                             |                      |   |                  |                |
|-------------|-------------|-----------------------------|----------------------|---|------------------|----------------|
| Lubrication | Cleanliness | Deposit build-up protection | Corrosion protection | Miscibility up to ethanol content of 25% <sup>ⓐ</sup> | Special features | Recommendation |
|-------------|-------------|-----------------------------|----------------------|---|------------------|----------------|

| 2-STROKE ENGINE OILS |     |     |     |     |     |   |
|----------------------|-----|-----|-----|-----|-----|---|
| <b>HP</b>            | +   | +   | +   | +   | Yes | Good lubrication and combustion properties<br>High-quality engine oil                                     |
| <b>HP ULTRA</b>      | +++ | +++ | +++ | +++ | Yes | Biodegradable, ash-free burning<br>The best STIHL engine oil for cleanliness and long engine service life |

+ Suitable  
 ++ Very suitable  
 +++ Extremely suitable  
 ⓐ Please observe the power tool's safety instructions  
 ⓑ For explanation of quality marks, see page 311



### FORESTPLUS CHAIN OIL

Based on high-quality mineral oils. Reliable lubrication, no resinification, even during extended downtime.

|                                   |                                   |
|-----------------------------------|-----------------------------------|
| <b>1 l</b>                        | <b>20 l</b>                       |
| Order number <b>0781 516 6001</b> | Order number <b>0781 516 6006</b> |
| <b>5 l</b>                        | <b>200 l</b>                      |
| Order number <b>0781 516 6002</b> | Order number <b>0781 516 6003</b> |



### SYNTHPLUS CHAIN OIL

Semi-synthetic high-performance lubricant prevents wear and resinification during extended downtime. Free-flowing to -25°C, with high-quality fresh oils.

|                                   |                                   |
|-----------------------------------|-----------------------------------|
| <b>1 l</b>                        | <b>20 l</b>                       |
| Order number <b>0781 516 2000</b> | Order number <b>0781 516 2004</b> |
| <b>5 l</b>                        | <b>200 l</b>                      |
| Order number <b>0781 516 2002</b> | Order number <b>0781 516 2006</b> |



### BIOPLUS CHAIN OIL



Particularly eco-friendly plant-based oil, with superior lubricating and adhesive properties. More readily biodegradable in soil, awarded the European Ecolabel among others, tested according to OECD 301 B. The BioPlus canister consists of at least 25% recycled material.

|                                   |                                   |
|-----------------------------------|-----------------------------------|
| <b>1 l</b>                        | <b>20 l</b>                       |
| Order number <b>0781 516 3001</b> | Order number <b>0781 516 3007</b> |
| <b>5 l</b>                        |                                   |
| Order number <b>0781 516 3004</b> |                                   |



### HEAVY DUTY PLUS BAR AND CHAIN OIL

Designed for the lubrication of both fixed and mobile equipment which is operating under normal to harsh conditions. Contains additives which improve adhesion to components and reduce fling-off, as well as providing excellent anti-wear and corrosion protection.

|                                   |                                   |
|-----------------------------------|-----------------------------------|
| <b>1 l</b>                        | <b>20 l</b>                       |
| Order number <b>7004 871 0396</b> | Order number <b>7004 871 0052</b> |
| <b>5 l</b>                        |                                   |
| Order number <b>7004 871 0397</b> |                                   |

Base oils

Lubrication

Special features

Service life (years)

Free-flowing in the cold up to (°C)

| CHAIN OILS             |                       |             |   |                      |                                     |  |
|------------------------|-----------------------|-------------|---|----------------------|-------------------------------------|--|
| Product Name           | Base oils             | Lubrication | Special features                                | Service life (years) | Free-flowing in the cold up to (°C) |  |
| <b>FORESTPLUS</b>      | Mineral               | good        | -   | 3                    | -15                                 |  |
| <b>SYNTHPLUS</b>       | Synthetic and mineral | very good   | High-performance oil                            | 7                    | -25                                 |  |
| <b>BIOPLUS</b>         | Plant-based oil       | good        | Environmentally friendly, biodegradable         | 4                    | -20                                 |  |
| <b>HEAVY DUTY PLUS</b> | Mineral               | very good   | For harsh conditions, great adhesion properties | 7                    | -20                                 |  |





## MULTIOIL BIO

Multi-functional oil with a diverse range of uses. Can be used as a lubricant (for example with GTA 26), cleaner, corrosion protection, rust protection, and penetrating oil. Cannot be used as a chain lubricant for MS. The oil has an eco-friendly composition, as it is produced 90% from renewable raw materials and is 90% biodegradable. Natural oil base, does not resinify.

50 ml

Order number **0782 516 8500**



## FS SUPER LUBE

High-performance gear lubricant for all STIHL brushcutters and clearing saws.

**Tube, 40 g**  
Order number  
**0781 120 1022**

**Tube, 80 g**  
Order number  
**0781 120 1117**

**Tube, 225 g**  
Order number  
**0781 120 1118**



## MULTI-LUBE

Multi-purpose grease for all STIHL hedge trimmer and electric chainsaw gear systems.

**Tube, 40 g**  
Order number  
**0781 120 1021**

**Tube, 80 g**  
Order number  
**0781 120 1109**

# CLEANING AGENTS

- Formulations coordinated to suit every cleaning task
- Optimum protection against corrosion
- Effective lubricants for various areas of use



## SUPERCLEAN

Spray with dual function: Removes resin and dirt, while providing lubrication and corrosion protection. For cutting attachments, hedge trimmer blades and chainsaws.



Can, 300 ml  
Order number 7004 871 0438

## MULTISPRAY

Multi-functional oil for lubrication and removing dirt and stubborn parts, as well as corrosion protection, contact spray and penetrating oil.



Can, 400 ml  
Order number 7004 871 0437

## VARIOCLEAN

Special cleaner for dissolving and removing organic oil residues and for cleaning housings and STIHL HD2 filters (white), wire mesh filters (silver) and PA filters (white).



Spray bottle, 500 ml  
Order number 7004 871 0439

Bottle, 5 l  
Order number 0000 967 5901

## FUEL STABILISER

STIHL fuel stabiliser eliminates the need to drain fuel prior to storage. It also contains a water remover to prevent corrosion and carburettor cleaner to restore power. 15 ml treats 5 l of fuel.



Order number 7004 881 9400





## CARE & CLEAN KIT iMOW® & LAWN MOWER

Cleaning and care kit for iMOW® and lawn mower. For effective cleaning of the housing, mower unit, and iMOW® docking station.



### Care & Clean Kit iMOW® & lawn mower - standard pack

1 × MultiClean, 500 ml

1 × cleaning brush with scraper

1 × microfibre cloth (grey)

Order number **0782 516 8600**

## MULTICLEAN

Universal-use cleaning agent for plastic, metal, rubber and painted surfaces. Thoroughly and gently removes even stubborn dirt. High material compatibility



Spray bottle, 500 ml

Order number **0782 516 8200** / 8,90 €

Contact spray  
Penetrating oil  
Corrosion protection  
Lubricant  
Oil  
Plant-based oil  
Resin  
Adhesive residue  
Rust  
Tar  
Dirt  
Grass stains

| CLEANING AGENTS   | APPLICATIONS   | EFFECT  | REMOVED         | INFORMATION ON USE  |
|-------------------|--|---------|-----------------|---|
| <b>SUPERCLEAN</b> | Cutting attachments, hedge trimmer blades and chainsaws                        | - - ● ● | - - ● - ● - ● - | Spray into cutting tools after each use. Briefly run the hedge trimmer blade after spraying.  |
| <b>VARIOCLEAN</b> | Air filters, saw chains, bars, blades, circular saw blades and machine housing | - - - - | ● ● ● - - - ● ● | Spray into tools and devices, wash off with water, and wipe with a cloth. Then, protect against corrosion using Multispray. Wear safety glasses during use. |
| <b>MULTISPRAY</b> | Tools and machines   | ● ● ● ● | - - - ● ● ● - - | Spray into tools and wipe with a cloth.   |
| <b>MULTICLEAN</b> | Plastic, metal, rubber and painted surfaces                                    | - - - - | ● ● ● - - - ● ● | Spray MultiClean onto a microfibre cloth, for example, and wipe the surface with it.  |

● Suitable



# ACCESSORIES FOR FUELS AND LUBRICANTS

- Fuel and lubricant transport made easier
- No mess when filling up power tools
- Reliable equipment for professional and domestic users



## SG 11 PLUS

Hand sprayer with adjustable nozzle for distributing cleaning agents and solvents, for example CP 200 Superclean or Varioclean. Filling volume 1.5 l, maximum pressure 3 bar, EPDM seals for cleaning agents and solvents in the 7 - 14 pH range. The pump is fitted with a special protective element that ensures a long service life.



Order number **4255 019 4912**

## MIXING BOTTLE

For easy mixing and filling of smaller fuel amounts up to 1 l. Narrow outlet spout, large filler opening, scales on the bottle and on the lid, can be closed.



Order number **0000 881 9411**

## PETROL CANS

With in-built spout for easy pouring.




### Metal, 2 l

Order number **7004 872 1742**

### Metal, 5 l

Order number **7004 872 1743**

 Only while stocks last!



# VERSATILE. FUNCTIONAL. PROTECTIVE.

---

Work clothing for wearing when using a chainsaw **262**

Work clothing for wearing when using power tools **268**

High-visibility clothing **271**

Weatherproof clothing and functional clothing **272**

Measurements and sizes **274**

Face, ear and head protection,  
safety glasses, and work gloves **276**

# PERSONAL PROTECTIVE EQUIPMENT IN DETAIL



## TECHNOLOGY

- 01 PREMIUM HIGH-TECH FIBRES**  
Materials developed in-house for a high level of protection against thorns, water, wind and cold, without compromising breathability and comfort.
- 02 SOPHISTICATED DESIGN**  
Functional clothing with clever answers to user requirements - for instance, ventilation openings that can be individually adjusted, specially reinforced fabric in areas subject to particular stress such as knees and elbows, and innovative patent-pending solutions for special applications.

## COMFORT

- 03 MAINTENANCE AND COMFORTABLE WEAR**  
STIHL cut protection clothing can even be washed at 60°C and spun at 400 revolutions per minute (max.), making it possible to remove oil and resin more successfully. The materials used dry quickly and their elastic fibres mean they are very comfortable to wear. OEKO-TEX® Standard 100 certification confirms that the materials are kind to skin.
- 04 AN EXTENSIVE SIZING RANGE FROM STIHL**  
Trousers are also available in short and long sizes and made to measure. There are comfortable and form-fitting cuts available to choose from. Our ADVANCE model series outfits are also perfect for women.



Cut protection trousers and chaps  
(depending on model)

### CUT PROTECTION CLASSES ACCORDING TO EN ISO 11393

| CUT PROTECTION CLASS/CLASS 1 (≈ 20 m/s <sup>Ⓞ</sup> ) |   |
|---|---|
|   | • |

The KWF recommends cut protection class 1.<sup>Ⓞ</sup>

## SAFETY

### 05 CUT PROTECTION AND HIGH-VISIBILITY COLOURS

Exclusively developed cut protection inserts offer good protection, even in very lightweight clothing. Monitored by means of extensive internal specifications and regular testing by the most stringent European certifying institutions. Standards are further reinforced through close coordination with our long-standing suppliers and regular on-site audits. The use of large areas of fluorescent orange material and reflective elements ensure that you are always visible, even in poor lighting conditions. The outer fabrics provide a very high level of UV protection.

### ADVICE

No personal protective equipment can provide absolute protection from injury. Nor is it a substitute for safe working practices. It is therefore essential to follow the safety instructions in the user manuals for both personal protective equipment and power tools, as well as any applicable accident prevention guidelines.

<sup>Ⓞ</sup> Chain speeds in test conditions cannot be applied exactly 1:1 in practice. (The maximum chain speed of a chainsaw cannot be used as a basis here.)

<sup>Ⓢ</sup> Additional explanations relating to cut protection areas for cut protection clothing are available on page 310

# WORK CLOTHING FOR WEARING WHEN USING A CHAINSAW

- For professional forestry workers, arborists, land and forest owners, and those who cut their own firewood
- For optimal protection during forestry work
- Comfortable to wear thanks to innovative materials and meticulous workmanship



## FUNCTION SERIES

The forestry protective clothing in the FUNCTION series has been specifically developed for entry-level and occasional users. It offers verified cut protection and various practical solutions such as various pockets and comfortable ventilation openings.

### FUNCTION UNIVERSAL TROUSERS



Breathable material that is very comfortable to wear, available in anthracite, black and high-visibility orange. Freedom of movement in the seat and crotch, kidney protection, thorn protection on both the front and rear part of the leg area. Ventilation material on the back of the thighs.



Trousers, cut protection class 1, design A (AS/NZS 4453.3:1997)

|              |                      |              |                      |
|--------------|----------------------|--------------|----------------------|
| Size         | <b>XS</b>            | Size         | <b>L</b>             |
| Order number | <b>0088 342 1502</b> | Order number | <b>0088 342 1505</b> |
| Size         | <b>S</b>             | Size         | <b>XL</b>            |
| Order number | <b>0088 342 1503</b> | Order number | <b>0088 342 1506</b> |
| Size         | <b>M</b>             | Size         | <b>XXL</b>           |
| Order number | <b>0088 342 1504</b> | Order number | <b>0088 342 1508</b> |

### FUNCTION ERGO TROUSERS



Breathable and flexible chainsaw trousers made from durable materials. Green and high-visibility orange. Elastic inserts, ventilation zips, reinforced knees, reflective strips for good visibility, versatile pockets, two front slitpockets with zips.



Trousers, cut protection class 1, design A (AS/NZS 4453.3:1997)


|              |                      |              |                      |
|--------------|----------------------|--------------|----------------------|
| Size         | <b>XS</b>            | Size         | <b>L</b>             |
| Order number | <b>0088 342 1002</b> | Order number | <b>0088 342 1005</b> |
| Size         | <b>S</b>             | Size         | <b>XL</b>            |
| Order number | <b>0088 342 1003</b> | Order number | <b>0088 342 1006</b> |
| Size         | <b>M</b>             | Size         | <b>XXL</b>           |
| Order number | <b>0088 342 1004</b> | Order number | <b>0088 342 1007</b> |



## ECONOMY PLUS TROUSERS

With eye-catching, contrasting inserts. With certified cut protection (AS/NZS 4453.3:1997), anthracite and high visibility orange, preformed knee for freedom of movement, back pocket, tape measure pocket, two slit pockets. Trousers with buttons for braces. Overalls with button fastening on the side, breast pocket and fly with concealed buttons.

Size **S**  
Order number **0088 342 0248**



## GOVERNMENT AND UTILITY TROUSERS



Fire resistant / electrical arc thermal protection. Feature 6 layers of advanced hi-tech cut resistant fabric that provides enhanced protection from chainsaw injuries. Suited for the professional user working where there is a risk of fire or other thermal hazards. Fire retardant treated cotton / nylon outer material for protection from thermal hazards, flame etardancy of the fabric meets the requirements of ASTM F1506. Metal free, low conductivity design meets ENA NENS 09-2014, high visibility reflective leg stripes compliant to AS/NZS 4602.1:2011. Fully washable at 40°C.



**Trousers, cut protection class 1, design A (AS/NZS 4602.1:2011)**

| Navy         |                      | High-visibility orange |                      |
|--------------|----------------------|------------------------|----------------------|
| Size         | <b>S</b>             | Size                   | <b>S</b>             |
| Order number | <b>0088 342 0844</b> | Order number           | <b>0088 342 0856</b> |
| Size         | <b>M</b>             | Size                   | <b>M</b>             |
| Order number | <b>0088 342 1504</b> | Order number           | <b>0088 342 0860</b> |
| Size         | <b>L</b>             | Size                   | <b>L</b>             |
| Order number | <b>0088 342 1504</b> | Order number           | <b>0088 342 0864</b> |
| Size         | <b>XL</b>            | Size                   | <b>XL</b>            |
| Order number | <b>0088 342 1504</b> | Order number           | <b>0088 342 0864</b> |

IDEAL FOR OCCASIONAL USE



## FUNCTION CHAPS



Outer fabric: 65% polyester, 35% cotton; Lining: 100% polyester

For occasional chainsaw use. Available in anthracite and high-visibility orange with a denim look. Elastic strap for enhanced comfort, light and breathable, Y-threading of closures for fast fitting and removal, reflective STIHL logo on right, extended cut protection area.



**Cut protection class 1, design B (AS/NZS 4453.3:1997)**

|              |                           |              |                            |
|--------------|---------------------------|--------------|----------------------------|
| Length       | <b>85 cm</b> <sup>Ⓢ</sup> | Length       | <b>100 cm</b> <sup>Ⓢ</sup> |
| Order number | <b>0088 521 0101</b>      | Order number | <b>0088 521 0204</b>       |
| Length       | <b>90 cm</b> <sup>Ⓢ</sup> | Length       | <b>105 cm</b> <sup>Ⓢ</sup> |
| Order number | <b>0088 521 0202</b>      | Order number | <b>0088 521 0105</b>       |
| Length       | <b>95 cm</b> <sup>Ⓢ</sup> |              |                            |
| Order number | <b>0088 521 0203</b>      |              |                            |

# ADVANCE SERIES

Forestry protective clothing in the ADVANCE series with verified cut protection is made from particularly lightweight high-tech fibres, which ensure low weight, good breathability, and outstanding protection against wet and cold. Practical ventilation openings and clever pocket solutions offer additional comfort. Trousers and jackets in the ADVANCE series can be flexibly combined with one another.

PERFECT FOR AUTUMN/WINTER USE



## ONLY WHILE STOCKS LAST! ADVANCE X-SHELL JACKETS



Highly elastic, fast-drying and warm. Black areas are water-resistant and breathable, coloured zones are waterproof and breathable. Breast pocket, inner pocket and abrasion protection on the shoulders. Peat, with two side pockets. Perfect in combination with MultiProtect HS and Protect FS protective trousers. High-visibility orange: with sleeve pocket, reflective piping and large STIHL logo on the back.

### High-visibility orange/black

|              |                      |              |                      |
|--------------|----------------------|--------------|----------------------|
| Size         | <b>XS</b>            | Size         | <b>XL</b>            |
| Order number | <b>0088 579 0044</b> | Order number | <b>0088 579 0060</b> |
| Size         | <b>M</b>             | Size         | <b>XXL</b>           |
| Order number | <b>0088 579 0052</b> | Order number | <b>0088 579 0064</b> |
| Size         | <b>L</b>             |              |                      |
| Order number | <b>0088 579 0056</b> |              |                      |

ESPECIALLY LIGHT FOR SUMMER USE



## ADVANCE X-LIGHT TROUSERS



Made from ultra-light, extremely breathable AVERTIC™ pro lite cut protection material, developed exclusively for STIHL. This six-layer material is approximately 20% lighter than the previous six-layer cut protection inserts. Black, specialised ventilation fabric on the back of the leg makes this clothing perfect for hot days, fully elasticated crotch with ProElast, closable pockets, long zip makes the overalls easy to put on and take off, reflective areas for better visibility.

### Trousers, cut protection class 1, design A (AS/NZS 4453.3:1997)

|              |                      |              |                      |
|--------------|----------------------|--------------|----------------------|
| Size         | <b>S</b>             | Size         | <b>XL</b>            |
| Order number | <b>0088 342 1403</b> | Order number | <b>0088 342 1406</b> |
| Size         | <b>M</b>             | Size         | <b>XXL</b>           |
| Order number | <b>0088 342 1404</b> | Order number | <b>0088 342 1408</b> |
| Size         | <b>L</b>             |              |                      |
| Order number | <b>0088 342 1405</b> |              |                      |

PARTICULARLY ROBUST AND FLEXIBLE



## ADVANCE X-FLEX TROUSERS



Made from ultra-light, extremely breathable AVERTIC™ pro lite cut protection material, developed exclusively for STIHL. This six-layer material is approximately 20% lighter than the previous six-layer cut protection inserts. Black and high-visibility orange, special crotch construction for ease of movement, extraordinarily hard-wearing outer fabric, elastic and breathable, elasticated and waterproof knee protection, thorn and water protection in the lower leg area, dirt-resistant, long ventilation zips on the back of the legs.

### Trousers, cut protection class 1, design A (AS/NZS 4453.3:1997)

|              |                      |              |                      |
|--------------|----------------------|--------------|----------------------|
| Size         | <b>XS</b>            | Size         | <b>L</b>             |
| Order number | <b>0088 342 1202</b> | Order number | <b>0088 342 1205</b> |
| Size         | <b>S</b>             | Size         | <b>XL</b>            |
| Order number | <b>0088 342 1203</b> | Order number | <b>0088 342 1208</b> |
| Size         | <b>M</b>             | Size         | <b>XXL</b>           |
| Order number | <b>0088 342 0152</b> | Order number | <b>0088 342 0164</b> |

© For explanation of quality marks, see page 311





### PROFESSIONAL PROTECTIVE CHAPS

Designed to be worn over pants or shorts. Chainsaw protection to AS/NZS 4453:1997. Made from light-weight material with adjustable quick release clips and snag resistant calf covers, for professional users.

|              |                      |
|--------------|----------------------|
| <b>Navy</b>  |                      |
| Sizes        | <b>Short</b>         |
| Order number | <b>7004 885 2106</b> |
| <hr/>        |                      |
| Sizes        | <b>Regular</b>       |
| Order number | <b>7004 885 2107</b> |
| <hr/>        |                      |
| Sizes        | <b>Tall</b>          |
| Order number | <b>7004 885 2108</b> |



### GOVERNMENT AND UTILITY PROTECTIVE CHAPS













Fire resistant / electrical arc thermal protection. Feature 6 layers of advanced hi-tech cut resistant fabric that provides enhanced protection from chainsaw injuries. Suited for the professional user working where there is a risk of fire or other thermal hazards. Fire retardant treated cotton / nylon outer material for protection from thermal hazards, flame retardancy of the fabric meets the requirements of ASTM F1506. Metal free, low conductivity design meets ENA NENS 09-2014, high visibility reflective leg stripes compliant to AS/NZS 4602.1:2011. Fully washable at 40° C. Adjustable, quick release leg clips with snag-resistant calf covers, quick release belt, adjustable from 75 - 130 cm.



Trousers, cut protection class 1, design A (AS/NZS 4602.1:2011)

| <b>Navy</b>  |                      | <b>High-visibility orange</b> |                      |
|--------------|----------------------|-------------------------------|----------------------|
| Sizes        | <b>Short</b>         | Sizes                         | <b>Short</b>         |
| Order number | <b>7004 885 2100</b> | Order number                  | <b>7004 885 2103</b> |
| <hr/>        |                      |                               |                      |
| Sizes        | <b>Regular</b>       | Sizes                         | <b>Regular</b>       |
| Order number | <b>7004 885 2101</b> | Order number                  | <b>7004 885 2104</b> |
| <hr/>        |                      |                               |                      |
| Sizes        | <b>Tall</b>          | Sizes                         | <b>Tall</b>          |
| Order number | <b>7004 885 2102</b> | Order number                  | <b>7004 885 2105</b> |



|   |  | Order number   | Sizes (99 = made-to-measure)   | Colour       | Cut protection design / cut protection class | Number of layers |
|---|--|--|--|--------------|--|------------------|
| <b>FUNCTION SERIES</b>  |  |  |  |              |  |                  |
|    | <b>ECONOMY PLUS TROUSERS</b>                   | 0088 342 0248  | S  | ● ● ●        | -  | -                |
|    | <b>FUNCTION UNIVERSAL TROUSERS</b>             | 0088 342 1502<br>0088 342 1503<br>0088 342 1504<br>0088 342 1505<br>0088 342 1506<br>0088 342 1508                                       | XS<br>S<br>M<br>L<br>XL<br>XXL   | ● ● ●        | A/1  | 9                |
|    | <b>ERGO FUNCTION TROUSERS</b>                  | 0088 342 1002<br>0088 342 1003<br>0088 342 1004<br>0088 342 1005<br>0088 342 1006<br>0088 342 1007                                       | XS<br>S<br>M<br>L<br>XL<br>XXL   | ● ● ●        | A/1  | 8                |
|    | <b>FUNCTION CHAPS</b>                          | 0088 521 0101<br>0088 521 0202<br>0088 521 0203<br>0088 521 0204<br>0088 521 0105  | Length 85 cm<br>Length 90 cm<br>Length 95 cm<br>Length 100 cm<br>Length 105 cm | ● ● ●        | B/1  | 6                |
|  | <b>GOVERNMENT &amp; UTILITY TROUSERS</b>       | 7004 884 6904<br>7004 884 6905<br>7004 884 6906<br>7004 884 6907<br><br>7004 884 6900<br>7004 884 6901<br>7004 884 6902<br>7004 884 6903 | S<br>M<br>L<br>XL<br><br>S<br>M<br>L<br>XL                                     | ● ●<br><br>● | A/1  | 6                |
| <b>ADVANCE SERIES</b>   |  |  |  |              |  |                  |
|  | <b>ADVANCE X-SHELL JACKETS</b>                 | 0088 579 0044<br>0088 579 1204<br>0088 579 1205<br>0088 579 1206<br>0088 579 1207  | XS<br>M<br>L<br>XL<br>XXL  | ● ●          | -  | -                |
|  | <b>ADVANCE X-LIGHT TROUSERS</b>                | 0088 342 1403<br>0088 342 1404<br>0088 342 1405<br>0088 342 1406<br>0088 342 0764  | S<br>M<br>L<br>XL<br>XXL   | ●            | A/1  | 6                |
|  | <b>ADVANCE X-FLEX TROUSERS</b>                 | 0088 342 1202<br>0088 342 1203<br>0088 342 0152<br>0088 342 1205<br>0088 342 1206<br>0088 342 1208                                       | XS<br>S<br>M<br>L<br>XL<br>XXL   | ● ●          | A/1  | 6                |
|  | <b>PROFESSIONAL PROTECTIVE CHAPS</b>           | 7004 885 2106<br>7004 885 2107<br>7004 885 2108  | Short<br>Regular<br>Tall   | ● ● ●        | B/1  | 6                |
|  | <b>GOVERNMENT AND UTILITY PROTECTIVE CHAPS</b> | 7004 885 2100<br>7004 885 2101<br>7004 885 2102<br><br>7004 885 2103<br>7004 885 2104<br>7004 885 2105                                   | Short<br>Regular<br>Tall<br><br>Short<br>Regular<br>Tall                       | ● ●<br><br>● | B/1  | 6                |

● Available  
- Not available

+ Good  
++ Very good  
+++ Excellent

.. The final number based on your size can be found in the physical dimensions table on page 274

Ⓛ Please use braces with clips for models without buttons  
Ⓜ Only in the crotch  
Ⓨ For explanation of quality marks, see page 311



# WORK CLOTHING FOR WEARING WHEN USING POWER TOOLS

- For optimum protection when maintaining green areas
- Great user comfort
- High-quality design packed with extra features



## PROTECT FS CLEARING SAW PROTECTIVE TROUSERS

Outer fabric: 65% polyester, 35% cotton, Lining: 100% polyester

With breathable impact protection. Green, long ventilation openings at the rear, loops for FS braces, many practical pockets. Also available in high-visibility orange. See Protect FS, high-visibility orange on page 271.

Size **XS**  
Order number **0000 888 6244**

Size **S**  
Order number **0000 888 6248**

## COMPATIBLE ACCESSORIES:

### FS BRACES



### FS LEG PROTECTION



CAN BE FOUND **ON PAGE 270**

Only while stocks last!



## TRIPROTECT FS CLEARING SAW PROTECTIVE TROUSERS

Outer fabric: 65% recycled polyester, 35% organic cotton,  
Lining: 100% polyester

Triple-function trousers: impact protection, and thorn and water resistance. Peat, excellent breathability, ventilation zips on the back of the thighs, two hip pockets with zips, back pocket and tape measure pocket on the right, thigh pocket with integrated phone pocket on the left.

Size XS  
Order number 0000 884 9444

Size XL  
Order number 0000 884 9460

### COMPATIBLE ACCESSORIES:

#### FS BRACES



CAN BE FOUND **ON PAGE 270**



# MATCHING ACCESSORIES

---



## FS BRACES

82% polyester, 18% elastodiene (natural rubber),  
loops and back section: leather

Orange, elasticated braces with elasticated  
Velcro, prevents chafing from the harness,  
suitable for all sizes.



Length **110 cm**    Width **5 cm**  
Order number    **0000 884 1593**

## LEATHER TOOL BELT



Extremely hard-wearing, long-lasting, approx.  
3 mm thick cowskin leather. Double prong buckle.

**4 cm wide, 125 cm long**

Colour Order number  
● **0000 881 0602**

Colour Order number  
● **0000 881 0600**

# HIGH-VISIBILITY CLOTHING

- High-visibility cut protection jackets for chainsaw work above belt height
- High-visibility clothing for good visibility when working on roads or train tracks, or in poor weather conditions
- High-visibility clothing for optimal protection in any weather
- High-visibility clothing for working with clearing saws or chainsaws



## PROTECT FS CLEARING SAW AND HIGH-VISIBILITY TROUSERS

Outer fabric: 70% polyester, 30% cotton, Lining: 100% polyester



For working on train tracks and streets. High-visibility orange, hard-wearing outer fabric, breathable impact protection, reflective strips and long ventilation openings at the rear, loops for FS braces. The patented FS additional leg protection for extreme work conditions can be inserted inside the leg pockets.

### Trousers, high-visibility class 2 (EN ISO 20471)

|              |                      |              |                      |
|--------------|----------------------|--------------|----------------------|
| Size         | <b>XS</b>            | Size         | <b>L</b>             |
| Order number | <b>0000 888 6144</b> | Order number | <b>0000 888 6156</b> |
| Size         | <b>S</b>             | Size         | <b>XL</b>            |
| Order number | <b>0000 888 6148</b> | Order number | <b>0000 888 6160</b> |
| Size         | <b>M</b>             |              |                      |
| Order number | <b>0000 888 6152</b> |              |                      |

### COMPATIBLE ACCESSORIES:

#### FS BRACES



PLEASE SEE **PAGE 270**



# FUNCTIONAL CLOTHING

- Breathable, functional clothing, ideal for physically demanding work
- Wicks moisture from the inside to the outside



## ADVANCE FUNCTIONAL CLOTHING

Outer fabric: 60% polyester, 34% polyamide, 6% elastane

Ideal body temperature regulation, fast-drying because moisture is drawn away from the body, seamlessly woven functional zones and anti-odour, anti-bacterial properties thanks to silver ions<sup>Ⓢ</sup>. The close-fitting design prevents ticks from getting inside. With knitted chainsaw motif. UV protection, EN 13758-1: 50+.

### Short-sleeved functional shirt



With round neck.



Size **S**  
Order number **0088 585 0048**

Size **M**  
Order number **0088 585 0052**

Size **L**  
Order number **0088 585 0056**

Size **XL**  
Order number **0088 585 0060**

Size **XXL**  
Order number **0088 585 0064**

### Long-sleeved functional shirt



Zip, thumb loops.



Size **S**  
Order number **0000 888 6048**

Size **M**  
Order number **0000 888 6052**

Size **L**  
Order number **0000 888 6056**

Size **XL**  
Order number **0000 888 6060**

Size **XXL**  
Order number **0000 888 6064**

### Functional trousers, long



Thermal functional zones on the backs of the legs and the seat.



Size **S**  
Order number **0000 888 5948**

Size **M**  
Order number **0000 888 5952**

Size **L**  
Order number **0000 888 5956**

Size **XL**  
Order number **0000 888 5960**

Size **XXL**  
Order number **0000 888 5964**

<sup>Ⓢ</sup> For explanation of quality marks, see page 311

<sup>Ⓣ</sup> Biocidal product





## CUSTOM CLOTHING

Stand upright, with a relaxed posture. Ask a second person to measure you. For **standard clothing** the chest circumference, waist circumference, seat circumference and inseam are needed. Your jeans size<sup>Ⓞ</sup> - waist and length - is also a good way to estimate your correct size.

Ladies sizes are measured based on the seat circumference and inseam or jeans length. The international sizes are based on men's sizes; women should generally select one size smaller than their usual size.

### 1 Height

from top of head to sole of foot

### 2 Chest circumference

measured horizontally around the body at the widest point of the chest

### 3 Waist circumference

measured without pulling the tape tight

**A** For overalls and jackets: stomach circumference (at navel)

**B** For trousers: waistband circumference (at trouser waist)

### 4 Seat circumference

at the widest point of the seat

### 5 Inseam

measured from the crotch to the ground

### 6 Thigh circumference

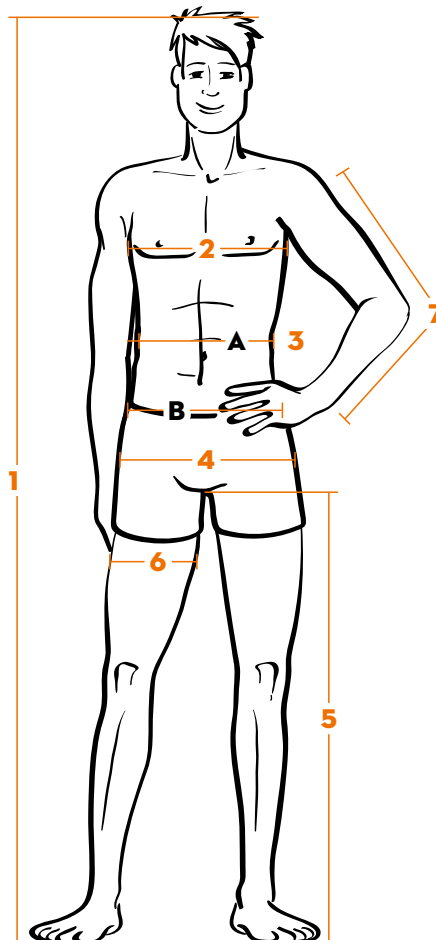
at the widest point of the thigh

### 7 Arm length

from the shoulder edge to the knuckle via the elbow, measured with the arm bent

### Jacket length

from the collar seam to the hem (measured from a well-fitting jacket)



Ⓞ Jeans sizes are given in inches. The measurement in inches multiplied by 2.54 is equal to the waist circumference **3** and the inseam **5** in cm.

**INTERNATIONAL NORMAL SIZES**

| Protective clothing Size (Order Number) | XS (..02)  | S (..03)     | M (..04)   | L (..05)     | XL (..06)  | XXL (..07)   | 3XL (..08) |
|---|------------|--------------|------------|--------------|------------|--------------|------------|
| Functional clothing Size (Order Number) | XS (..44)  | S (..48)     | M (..52)   | L (..56)     | XL (..60)  | XXL (..64)   |            |
| Body height in cm <b>1</b>              | 170 - 176  | 172 - 178    | 174 - 180  | 176 - 182    | 178 - 184  | 180 - 186    |            |
| Chest circumference in cm <b>2</b>      | 76 - 84    | 84 - 92      | 92 - 100   | 100 - 108    | 108 - 116  | 116 - 124    |            |
| Waist circumference in cm <b>3</b>      | 62 - 70    | 70 - 78      | 78 - 86    | 86 - 96      | 96 - 106   | 106 - 116    |            |
| Seat circumference in cm <b>4</b>       | 76 - 82    | 82 - 88      | 88 - 104   | 104 - 110    | 110 - 116  | 116 - 122    |            |
| Jeans size in inch<br>Waist/length      | 25 - 28/31 | 28 - 31/31.5 | 31 - 34/32 | 34 - 38/32.5 | 38 - 42/33 | 42 - 46/33.5 |            |

**INTERNATIONAL SHORT SIZES**

| Protective clothing Size (Order Number) | S-6 (..13) | M-6 (..14)   | L-6 (..15) | XL-6 (..16)  | XXL-6 (..17) |  |
|---|------------|--------------|------------|--------------|--------------|--|
| Body height in cm <b>1</b>              | 166 - 170  | 168 - 174    | 170 - 176  | 172 - 178    | 174 - 180    |  |
| Chest circumference in cm <b>2</b>      | 84 - 92    | 92 - 100     | 100 - 108  | 108 - 116    | 116 - 124    |  |
| Waist circumference in cm <b>3</b>      | 74 - 82    | 82 - 90      | 90 - 100   | 100 - 110    | 110 - 120    |  |
| Seat circumference in cm <b>4</b>       | 82 - 88    | 88 - 104     | 104 - 110  | 110 - 116    | 116 - 122    |  |
| Jeans size in inch<br>Waist/length      | 29 - 32/29 | 32 - 35/29.5 | 35 - 39/30 | 39 - 43/30.5 | 43 - 47/31   |  |

**INTERNATIONAL LONG SIZES**

| Protective clothing Size (Order Number) | S+6 (..23) | M+6 (..24)   | L+6 (..25) | XL+6 (..26)  |  |
|---|------------|--------------|------------|--------------|--|
| Body height in cm <b>1</b>              | 178 - 184  | 180 - 186    | 182 - 188  | 184 - 190    |  |
| Chest circumference in cm <b>2</b>      | 84 - 92    | 92 - 100     | 100 - 108  | 108 - 116    |  |
| Waist circumference in cm <b>3</b>      | 68 - 76    | 76 - 84      | 84 - 94    | 94 - 104     |  |
| Seat circumference in cm <b>4</b>       | 80 - 86    | 86 - 102     | 102 - 108  | 108 - 114    |  |
| Jeans size in inch<br>Waist/length      | 27 - 30/34 | 30 - 33/34.5 | 33 - 37/35 | 37 - 41/35.5 |  |

# FACE, EAR AND HEAD PROTECTION, SAFETY GLASSES, AND WORK GLOVES

- Protects the head, ears and face from engine noise, wood chips and pebbles
- Individually-adjustable combined face and ear protection
- The appropriate ear, eye and hand protection for your individual needs



## EAR PROTECTORS

### PROFESSIONAL EARMUFFS

STIHL ComfortMAX professional earmuffs for high noise situations - 32 dB(A). Padded head band, fully adjustable.



#### Overhead

Order number **7004 884 0504**

### HOMEOWNER EARMUFFS

STIHL ComfortMAX earmuffs for high noise situations - 29 dB(A). Padded head band, fully adjustable.



#### Overhead

Order number **7004 884 0503**

Suitable for hat wearers.

STIHL ComfortMAX homeowner earmuffs for medium noise situations.



#### Neck band

Order number **7004 884 0506**

### REPLACEMENT EARMUFFS

Professional. For helmets.



#### High noise

Order number **7004 884 0407**

## SAFETY GLASSES

### VISION SAFETY GLASSES

Lightweight, comfortable safety glasses with anti-scratch lenses. Medium impact rating<sup>®</sup>, certified to AS/NZS 1337.1



#### Clear

Order number **7004 884 0300**

#### Smoked

Order number **7004 884 0302**

## EAR PROTECTORS WITH BLUETOOTH®



### EAR PROTECTION WITH BLUETOOTH®

Equipped with Bluetooth®-enabled, ear protection, you can communicate and receive information via your smartphone when you're working, without having to take your device out of your pocket. A radio link is established via Bluetooth® between your smartphone and the ear protection, and data can be transferred wirelessly (range from the smartphone or other electronic devices: approx. 10 m). Stream music and messages, or make calls using the 3-button operation directly via your ear protection. With our Bluetooth®-enabled protective equipment, you can always stay in contact even while you're working!

### DYNAMIC BT

Versatile ear protectors. With Bluetooth® to allow you to enjoy smartphone functions such as calls and music without needing to take your device out of your pocket. Separate AUX input, battery runtime up to 38 hours.

EN 352, SNR 29 (H: 33; M: 26; L: 18)

Order number **0000 884 0519**



## FACE/HEARING PROTECTION

### DYNAMIC GPC 30

With plastic visor, soft padded head strap and ear defenders. Enlarged visor, inner panel with anti-fogging coating, additional forehead protection.

EN 166, EN 352, SNR 30  
(H: 34; M: 27; L: 18)ⓐ

Order number **0000 884 0253**



### DYNAMIC GPA 30

With nylon mesh, soft padded head strap and ear defenders. Enlarged visor (polyamide PA), additional forehead protection.

EN 352, EN 1731, SNR 30  
(H: 34; M: 27; L: 18)ⓐ

Order number **0000 884 0254**



### MULTI FIT VISOR

Certified to AS/NZS.1337.1:2010  
Medium impact rating to suit professional helmet kit

**Steel mesh**

Order number **7004 884 0201**



### FUNCTION

With double headbandⓑ and four ear plugs. EN 166, EN 352, SNR 33 (H: 32; M: 29; L: 29)ⓐ

**GPC 33, plastic**

Order number **0000 884 0255**



### FUNCTION

With double headbandⓑ and four ear plugs. EN 352, EN 1731, SNR 33 (H: 32; M: 29; L: 29)ⓐ

**GPA 33, nylon**

Order number **0000 884 0252**



ⓐ Supports the back of the head, prevents slipping, fit can be adapted individually

ⓑ Provides 100% UV protection

ⓒ When working with brushcutters, edge trimmers, clearing saws, blowers/mistblowers and cut-off saws, eye protection (safety glasses complying with EN 166) must always be worn!



HELMET SETS



FUNCTION BASIC



ADVANCE X-VENT



PROFESSIONAL

|                                     | Order number  | Colour | Ear protection                  | Standard number          | Face protection                                       | Helmet shell | Inner fittings | Adjustable ratchet | Ventilation | Balance | Sweatband              | Light transmission | Rain gutter | Functionality |
|-------------------------------------|---------------|--------|---------------------------------|--------------------------|---|--------------|----------------|--------------------|-------------|---------|------------------------|--------------------|-------------|---------------|
| <b>FUNCTION SERIES</b>              |               |        |                                 |                          |   |              |                |                    |             |         |                        |                    |             |               |
| <b>FUNCTION BASIC</b><br>Helmet set | 7004 888 0800 | ●      | SNR 24<br>(H:27; M:22;<br>L:15) | AS/NZS 1801<br>1270:2002 | Nylon mesh, long<br>service life                      | HDPE         | 6-point        | -                  | Slits       | +       | Functional<br>textile  | 61%                | ●           | +             |
| <b>ADVANCE SERIES</b>               |               |        |                                 |                          |   |              |                |                    |             |         |                        |                    |             |               |
| <b>ADVANCE X-VENT</b><br>Helmet set | 7004 884 0109 | ●      | SNR 29<br>(H:34; M:27;<br>L:19) | AS/NZS 1801<br>1270:2002 | Spring steel<br>mesh, very high<br>light transmission | ABS          | 6-point        | ●                  | Slits       | +++     | Functional<br>material | 75 - 80%           | -           | +++           |
| <b>PROFESSIONAL</b>                 |               |        |                                 |                          |   |              |                |                    |             |         |                        |                    |             |               |
| <b>PROFESSIONAL</b><br>Helmet set   | 7004 884 0102 | ●      | SNR 30<br>110/120<br>dB(A)      | AS/NZS 1801<br>1270:2002 | Spring steel<br>mesh, high light<br>transmission      | ABS          | 6-point        | ●                  | Slits       | ++      | Lambswool              | 75 - 80%           | -           | +++           |

- Fitted as standard
- Optional
- Not available
- + Normal
- ++ Good
- +++ Very good



## ACCESSORIES FOR FUNCTION BASIC HELMET

**VISOR HOLDER  
FUNCTION BASIC**

Compatible with Professional Helmet (7004 884 0102) and Function Basic Helmet (7004 888 0800).



Order number **0000 889 9042**

**REPLACEMENT EAR MUFF  
FUNCTION BASIC**

(not pictured)

Replacement earmuffs to fit Function Basic helmet.

Order number **0000 889 9019**

**NYLON MESH VISOR  
FUNCTION BASIC**

(not pictured)

Replacement nylon mesh visor to suit Function basic helmet.

Order number **0000 884 0241**

## ACCESSORIES FOR ADVANCE X-VENT HELMET

**STAINLESS STEEL MESH VISOR  
ADVANCE X-VENT**

Replacement honeycomb stainless steel mesh visor to suit the Advance X-Vent helmet.



Order number **7004 888 0300**

**REPLACEMENT EAR MUFF  
ADVANCE X-VENT**

Order number **7004 888 0200**

**VISOR HOLDER  
ADVANCE X-VENT**

Order number **0000 889 9013**

**SHORT PEAK VISOR  
ADVANCE X-VENT**

Order number **0000 889 9011**

**REPLACEMENT HELMET HARNESS  
ADVANCE X-VENT**

(not pictured)

Order number **0000 889 9008**

**EAR MUFF HYGIENE KIT  
ADVANCE X-VENT**

(not pictured)

Order number **0000 889 9009**







**SWEAT BAND  
ADVANCE X-VENT**

(not pictured)





Order number **0000 889 9007**



WORK GLOVES

|   | Sizes                       | Order number   | Material                       | Standard                         | Performance levels according to EN 388: abrasion/cut/tear/perforation/ISO cut | Fit/cut | Sensitivity | Durability | Low temperature protection | Cuff                | Special features                              |
|---|-----------------------------|--|--------------------------------|----------------------------------|---|---------|-------------|------------|----------------------------|---------------------|---|
| <b>FUNCTION SERIES</b>  |                             |  |                                |                                  |   |         |             |            |                            |                     |   |
| <b>PROTECTIVE GLOVES</b>  |                             |  |                                |                                  |   |         |             |            |                            |                     |   |
| <b>FUNCTION SENSOTOUCH</b>  |                             |  |                                |                                  |   |         |             |            |                            |                     |   |
|    | M=9<br>L=10<br>XL=11        | <b>0088 611 1509</b><br><b>0088 611 1510</b><br><b>0088 611 1511</b>                         | Knitted with nitrile dipping   | EN 388<br>EN 420                 | 4/1/2/1/X   | +++     | +++         | +          | -                          | Elastic             | Suitable for operating smartphones or tablets |
| <b>FUNCTION UNIVERSAL</b>   |                             |  |                                |                                  |   |         |             |            |                            |                     |   |
|    | Universal size              | <b>0088 611 1410</b>   | Cowskin leather/canvas back    | EN 388<br>EN 420                 | 2/1/3/3/X   | +       | +           | ++         | -                          | Open cuff           | Long cuff                                     |
| <b>DUROGRIP FUNCTION</b>  |                             |  |                                |                                  |   |         |             |            |                            |                     |   |
|  | S=8<br>M=9<br>L=10<br>XL=11 | <b>0088 611 1008</b><br><b>0088 611 1009</b><br><b>0088 611 1010</b><br><b>0088 611 1011</b> | Knit with latex dipping        | EN 388<br>EN 420                 | 1/2/2/2/X   | ++      | +           | +++        | ++                         | Elastic             | Good (wet) grip, good water protection        |
| <b>CUT PROTECTION GLOVES</b>  |                             |  |                                |                                  |   |         |             |            |                            |                     |   |
| <b>PROTECT MS FUNCTION</b>  |                             |  |                                |                                  |   |         |             |            |                            |                     |   |
|  | S=8<br>M=9<br>L=10<br>XL=11 | <b>0088 610 0408</b><br><b>0088 610 0409</b><br><b>0088 610 0410</b><br><b>0088 610 0411</b> | Cowskin leather/textile back   | EN 388<br>EN 420<br>EN ISO 11393 | 2/1/3/1/X   | +       | +           | +++        | ++                         | Elastic             | Cut protection class 0                        |
| <b>DYNAMIC SERIES</b>   |                             |  |                                |                                  |   |         |             |            |                            |                     |   |
| <b>PROTECTIVE GLOVES</b>  |                             |  |                                |                                  |   |         |             |            |                            |                     |   |
| <b>DYNAMIC DURO</b>   |                             |  |                                |                                  |   |         |             |            |                            |                     |   |
|  | S=8<br>M=9<br>L=10<br>XL=11 | <b>0088 611 1308</b><br><b>0088 611 1309</b><br><b>0088 611 1310</b><br><b>0088 611 1311</b> | Cowskin leather                | EN 388<br>EN 420                 | 2/1/3/2/X   | ++      | +           | +++        | -                          | Open cuff           | All-round leather                             |
| <b>DYNAMIC SENSOLIGHT</b>   |                             |  |                                |                                  |   |         |             |            |                            |                     |   |
|  | S=8<br>M=9<br>L=10<br>XL=11 | <b>0088 611 0808</b><br><b>0088 611 0809</b><br><b>0088 611 0810</b><br><b>0088 611 0811</b> | Sheepskin leather/textile back | EN 388<br>EN 420                 | 1/1/1/2/X   | ++      | +++         | ++         | -                          | Elasticated, Velcro | Lightweight, reflective strips                |



|   | Sizes  | Order number           | Material                      | Standard     | Performance levels according to EN 388: abrasion/cut/tear/perforation/ISO cut | Fit/cut | Sensitivity | Durability | Low temperature protection | Cuff                | Special features              |
|---|--------|------------------------|-------------------------------|--------------|---|---------|-------------|------------|----------------------------|---------------------|-------------------------------|
| <b>DYNAMIC SERIES</b>   |        |                        |                               |              |   |         |             |            |                            |                     |                               |
| <b>PROTECTIVE GLOVES</b>  |        |                        |                               |              |   |         |             |            |                            |                     |                               |
| <b>CUT PROTECTION GLOVES</b>  |        |                        |                               |              |   |         |             |            |                            |                     |                               |
| <b>DYNAMIC PROTECT MS</b>   |        |                        |                               |              |   |         |             |            |                            |                     |                               |
|    | S=8    | <b>0088 610 0308</b>   | Cowskin leather/textile back  | EN 388       | 3/1/2/2/X   | ++      | ++          | +++        | ++                         | Elastic             | Cut protection class 1        |
|   | M=9    | <b>0088 610 0309</b>   |                               | EN 420       |   |         |             |            |                            |                     |                               |
|   | L=10   | <b>0088 610 0310</b>   |                               | EN ISO 11393 |   |         |             |            |                            |                     |                               |
|   | XL=11  | <b>0088 610 0311</b>   |                               |              |   |         |             |            |                            |                     |                               |
|   | XXL=12 | <b>0088 610 0312</b>   |                               |              |   |         |             |            |                            |                     |                               |
| <b>ADVANCE SERIES</b>   |        |                        |                               |              |   |         |             |            |                            |                     |                               |
| <b>PROTECTIVE GLOVES</b>  |        |                        |                               |              |   |         |             |            |                            |                     |                               |
| <b>ADVANCE ERGO</b>   |        |                        |                               |              |   |         |             |            |                            |                     |                               |
|   | M=9    | <b>0088 611 0409</b>   | Goatskin leather/textile back | EN 388       | 3/0/1/1/X   | +++     | +++         | ++         | -                          | Elasticated, Velcro | Reflective strips             |
|   | L=10   | <b>0088 611 0410</b>   |                               | EN 420       |   |         |             |            |                            |                     |                               |
|   | XL=11  | <b>0088 611 0411</b>   |                               |              |   |         |             |            |                            |                     |                               |
|   |        |                        |                               |              |   |         |             |            |                            |                     |                               |
| <b>ADVANCE ERGO FS</b>  |        |                        |                               |              |   |         |             |            |                            |                     |                               |
|  | M=9    | <b>0000 883 8504</b>   | Cowskin leather               | EN 388       | 3/0/1/1/X   | +++     | +++         | ++         | -                          | Elasticated, Velcro | Reflective strips             |
|   | L=10   | <b>0000 883 8505</b>   |                               | EN 420       |   |         |             |            |                            |                     |                               |
|   | XL=11  | <b>0000 883 8506</b>   |                               |              |   |         |             |            |                            |                     |                               |
|   |        |                        |                               |              |   |         |             |            |                            |                     |                               |
| <b>ADVANCE ERGO MS</b>  |        |                        |                               |              |   |         |             |            |                            |                     |                               |
|  | S=8    | <b>0088 611 0708</b> Ⓢ | Cowskin leather/textile back  | EN 388       | 2/1/3/1/X   | +++     | +++         | ++         | -                          | Elasticated, Velcro | Breathable, reflective strips |
|   | M=9    | <b>0088 611 0709</b> Ⓢ |                               | EN 420       |   |         |             |            |                            |                     |                               |
|   | L=10   | <b>0088 611 0710</b> Ⓢ |                               |              |   |         |             |            |                            |                     |                               |
|   | XL=11  | <b>0088 611 0711</b> Ⓢ |                               |              |   |         |             |            |                            |                     |                               |

Ⓢ Only while stocks last!







**EASY TO HANDLE  
AND POWERFUL TO USE.**

---



**GTA 26**  
10.8 V • 1.2 kg<sup>ⓐ</sup>

Battery garden pruner with a wide range of uses. For pruning trees and shrubs, cutting up garden waste, and building with wood. With a 1/4" PM3 saw chain for high cutting power and performance. Non-slip control handle for outstanding ergonomics. Tool-free chain replacement and flexible protective hood for safe work, with charge-level indicator. The GTA 26 is available in a set or as an individual tool.

**Included in the set:**

- 1 × AS 2 lithium-ion battery, 28 Wh, 10.8 V
- 1 × AL 1 standard charger
- 1 × Light guide bar, 10 cm
- 1 × 1/4" PM3 saw chain, 10 cm
- 1 × Multioil Bio, 50 ml
- 1 × black/orange carry bag with eyelets for wall mounting

**GTA 26 set** with AS 2 and AL 1  
Bar length **10 cm**  
Order number **GA01 011 6915**



**HOLSTER FOR GTA 26**

Enables you to carry the GTA 26 on your belt for quick access to the tool when working. The adjustable leg strap secures the holster on your thigh for more comfortable wear. The additional flap holds the GTA 26 securely in the holster



Order number **GA01 490 1700**



**LEATHER TOOL BELT**

Extremely hard-wearing, long-lasting, cowskin leather with approx. thickness of 3 mm. Double prong buckle.

Width **4 cm**      Length **125 cm**  
Colour              Order number  
● **0000 881 0602**  
● **0000 881 0600**



**FIND THE RIGHT AS 2 BATTERY**

**ON PAGE 22**



PAGE **254**

**MULTIOIL BIO**










Eco-friendly with a wide range of uses, for example chain lubrication for the GTA 26.

|                                       | Order number         | Rated voltage (V) | Weight (kg) <sup>ⓐ</sup> | Sound pressure level <sup>ⓑ</sup> (dB(A)) | Sound power level <sup>ⓑ</sup> (dB(A)) | Vibration level, left/right <sup>ⓒ</sup> (m/s <sup>2</sup> ) |
|---------------------------------------|----------------------|-------------------|--------------------------|---|--|--|
| <b>BATTERY GARDEN PRUNER</b>          |                      |                   |                          |   |  |  |
| <b>GTA 26 set</b><br>with AS 2 + AL 1 | <b>GA01 011 6915</b> | 10.8              | 1.45                     | 77.0                                      | 86.0                                   | 2.9/2.8  |

ⓐ Weight including battery and cutting attachment, but excluding charger

ⓑ K-factor according to Directive 2006/42/EC = 2.0 dB(A)  
ⓒ K-factor according to Directive 2006/42/EC = 2.0 m/s<sup>2</sup>

ⓓ Explanation of symbols on page 304









|   | Order number  | Length (cm) | Weight (g) | Branch diameter up to (mm) | Viticulture <sup>Ⓞ</sup> | Orchards <sup>Ⓞ</sup> | Horticulture <sup>Ⓞ</sup> | Garden and park maintenance <sup>Ⓞ</sup> | Equipment   |
|---|---------------|-------------|------------|----------------------------|--------------------------|-----------------------|---------------------------|--|---|
| <b>BYPASS SECATEURS<sup>Ⓞ</sup></b>   |               |             |            |                            |                          |                       |                           |  |   |
| <b>PG 10</b>  |               |             |            |                            |                          |                       |                           |  |   |
|    | 0000 881 3604 | 22          | 230        | 20                         | +                        | +                     | ++                        | +  | Wire-cutting notch, single-hand clasp                               |
| <b>PG 20</b>  |               |             |            |                            |                          |                       |                           |  |   |
|    | 0000 881 3637 | 22          | 240        | 25                         | ++                       | ++                    | ++                        | +++                                      | Wire-cutting notch, single-hand clasp                               |
| <b>PG 30</b>  |               |             |            |                            |                          |                       |                           |  |   |
|  | 0000 881 3638 | 22          | 255        | 25                         | +++                      | +++                   | ++                        | +++                                      | Wire-cutting notch, single-hand clasp, sap groove                   |
| <b>FELCO F 6</b>  |               |             |            |                            |                          |                       |                           |  |   |
|  | 0000 881 8501 | 20          | 210        | 20                         | +++                      | ++                    | +++                       | ++                                       | Wire-cutting notch, single-hand clasp, sap groove                   |
| <b>FELCO F 9 (for left-handed users)</b>  |               |             |            |                            |                          |                       |                           |  |   |
|  | 0000 881 8504 | 21          | 245        | 25                         | +++                      | +++                   | ++                        | +++                                      | Wire-cutting notch, single-hand clasp, sap groove                   |
| <b>FELCO F 10 (for left-handed users)</b>   |               |             |            |                            |                          |                       |                           |  |   |
|  | 0000 881 8505 | 21          | 290        | 25                         | +++                      | +++                   | ++                        | +++                                      | Wire-cutting notch, single-hand clasp, sap groove, revolving handle |
| <b>ANVIL SECATEURS<sup>Ⓞ</sup></b>  |               |             |            |                            |                          |                       |                           |  |   |
| <b>FALCO F 31</b>   |               |             |            |                            |                          |                       |                           |  |   |
|  | 0000 881 3639 | 20          | 260        | 15                         | +                        | +++                   | +                         | ++                                       | Single-hand clasp   |

+ Suitable  
 ++ Very suitable  
 +++ Extremely suitable

Ⓞ For additional information on bypass and anvil cutting, see page 310  
 Ⓞ Cutting work on vines  
 Ⓞ Pruning, rejuvenating and harvesting cuts

Ⓞ Cutting and rejuvenating work (plants and flowers)  
 Ⓞ Cutting and rejuvenating work (shrubs and hedges)  
 Ⓞ For explanation of quality marks, see page 311



|   | Order number  | Length (cm) | Weight (g) | Branch diameter up to (mm) | Viticulture <sup>①</sup> | Orchards <sup>②</sup> | Horticulture <sup>③</sup> | Garden and park maintenance <sup>④</sup> | Equipment  |
|---|---------------|-------------|------------|----------------------------|--------------------------|-----------------------|---------------------------|--|--|
| <b>BYPASS PRUNING SHEARS<sup>①</sup></b>  |               |             |            |                            |                          |                       |                           |  |  |
| <b>PB 10</b><br>             | 0000 881 3669 | 60          | 1,000      | 35                         | +++                      | +++                   | ++                        | ++                                       | Full-to-cut cutting head, damper to protect the joints, holding grooves on the anvil |
| <b>PB 11</b><br>             | 0000 881 3670 | 75          | 1,150      | 35                         | +++                      | +++                   | ++                        | ++                                       | Full-to-cut cutting head, damper to protect the joints, holding grooves on the anvil |
| <b>PB 20</b><br>            | 0000 881 3664 | 80          | 1,125      | 42                         | ++                       | ++                    | ++                        | ++                                       | Full-to-cut cutting head, damper to protect the joints                               |
| <b>PB 30</b><br>           | 0000 881 6500 | 83          | 1,695      | 50                         | +++                      | +++                   | ++                        | +++                                      | Full-to-cut cutting head, damper to protect the joints, holding grooves on the anvil |
| <b>FELCO F 210A-60</b><br> | 0000 881 3677 | 60          | 795        | 35                         | ++                       | +++                   | +                         | ++                                       | Full-to-cut cutting head, damper to protect the joints                               |
| <b>ANVIL PRUNING SHEARS<sup>①</sup></b>   |               |             |            |                            |                          |                       |                           |  |  |
| <b>PB 25</b><br>           | 0000 881 3653 | 80          | 1,245      | 40                         | -                        | ++                    | -                         | ++                                       | Low-impact damper  |
| <b>PB 35</b><br>           | 0000 881 3665 | 80          | 1,460      | 48                         | -                        | +++                   | -                         | +++                                      | Low-impact damper  |
| <b>FELCO F 231</b><br>     | 0000 881 3679 | 80          | 1,150      | 40                         | -                        | +++                   | -                         | +++                                      | Low-impact damper  |

+ Suitable      +++ Extremely suitable  
 ++ Very suitable      - Not suitable

① For additional information on bypass and anvil cutting, see page 310  
 ② Cutting work on vines  
 ③ Pruning, rejuvenating and harvesting cuts

④ Cutting and rejuvenating work (plants and flowers)  
 ⑤ Cutting and rejuvenating work (shrubs and hedges)  
 ⑥ For explanation of quality marks, see page 311

## HOLSTER

For STIHL PG 10, PG 20, PG 30 and PG 25 secateurs. Extremely hard-wearing cowskin, black.



Order number **0000 881 3644**

## PH 10 HEDGE TRIMMER

54 cm, 1,050 g. For soft to very tough hedges and shrubs. Specially coated and corrosion-resistant serrated blades with sap grooves, tool-free adjustment of the blade connection, beechwood handle, impact absorber.



Order number **0000 881 3671**

## SHARPENING STONE AND WHETSTONE

For pruning shears, secateurs and hedge trimmers as well as precision grinding of bush hooks, debarking irons and axes. Two-sided with coarse and fine grain, for use with oil or water.



Order number **0000 881 6001**

## 3-IN-1 SHARPENING TOOL

Can be used for pruning shears and secateurs, axes and hatchets, as well as blades and household shears. Ergonomic design for ease of use and a professional sharpening result. Not suitable for ASA 65.



Order number **0000 881 9801**



**FOR FURTHER ACCESSORIES SUCH AS SHARPENING SETS AND FILES FOR SAW CHAINS**

SEE **PAGE 90**

## PR 40 CT TELESCOPIC SAW



40 cm, approx. 400 g. Professional saw for use with telescopic shaft, with hard chrome-plated carbon steel that always stays sharp, high-performance cutting edge with clearing slots to prevent jamming. Bark cutter prevents tearing of bark, the hook keeps the saw in the cut. With cover for safe storage.



Order number **0000 881 4141**

## TELESCOPIC SHAFT FOR PR 40 CT



184–456 cm. High-strength, oval-shaped aluminium rod with clamp lever and lock for infinitely variable length adjustment. Heavy load position. Long rubber insulation on handle for a secure grip.



Order number **0000 881 4113**

## PRUNING SAWS

For quick and precise sawing. Three-sided Japanese tooting, impulse hardened, chrome-plated steel, conical blade shape, ergonomic soft handle, corrosion-resistant, with holster that can be attached on either side for use by both left- and right-handed users.

With straight saw blade for all-purpose use in horticulture and landscaping.



**PR 24, 24 cm saw blade, 305 g, branch Ø up to 100 mm**  
Order number **0000 881 8701**

**PR 33, 33 cm saw blade, 370 g, branch Ø up to 150 mm**  
Order number **0000 881 8702**

With a curved saw blade for pressure-free sawing, including in tree maintenance work.



**PR 27 C, 27 cm saw blade, 358 g, branch Ø up to 120 mm**  
Order number **0000 881 8703**

**PR 33 C, 33 cm saw blade, 391 g, branch Ø up to 150 mm**  
Order number **0000 881 8704**



## PR 16 FOLDING SAW

For quick and precise sawing. Three-sided Japanese toothting, impulse hardened, chrome-plated steel, conical blade shape, ergonomic soft handle, folding saw blade, corrosion-resistant.



16 cm saw blade, 160 g, branch Ø up to 65 mm

Order number 0000 881 8700

## PLASTIC WEDGES FOR FELLING AND CUTTING



Impact-resistant even at low temperatures. Polyamide, textured surface prevents the wedge from slipping out, in three lengths for medium and thick wood, enlarged wedge angle.



15 cm

Order number 7004 871 0314

25 cm

Order number 0000 893 6882

20 cm

Order number 0000 893 6802

30 cm

Order number 0000 893 6884

## ALUMINIUM FELLING AND CLEAVING WEDGES



With narrow blades to effectively penetrate wood. Three versions for small, medium and large trunk diameters, serrated edge, milled groove, smooth wedge side for easy positioning of a second wedge in the felling cut, high-quality aluminium alloy.



22 cm, 600 g

Order number 0000 881 2222

26 cm, 1,000 g

Order number 0000 881 2224

24 cm, 800 g

Order number 0000 881 2223

## ALUMINIUM TWISTED SPLITTING WEDGE



Highly effective splitting action due to twist. Milled groove and retaining teeth for particularly good grip on frozen wood, forged for excellent stability combined with a very low weight, round striking surface.



22 cm, 920 g

Order number 0000 881 2221

## ALUMINIUM FELLING WEDGE

With toothting for an optimum grip on the wood.



12×4 cm, 190 g

Order number 0000 881 2201

## FOREST TAPE MEASURES



Automatically self-retracting, metal casing.



Length 25 m

Order number 0000 881 0801

## FELLING LEVERS



For tipping the tree over the felling hinge in the intended direction. With a cant hook for turning logs. Made from a special steel alloy.



76 cm, approx. 1,800 g

Order number 0000 881 2701

130 cm, approx. 3,400 g

Order number 0000 881 2700

## FP 10 PULP HOOK



For lifting, transporting and piling up plywood. Comfort handle.



Order number 0000 881 4401

## FZ 10 DRAG HOOK



For dragging logs, with a ground tip for hooking into logs more easily. High-quality, hardened steel, comfort handle.



Order number 0000 881 2907

## FP 20 HAND LIFTING TONGS
















For moving wood, with an angled comfort handle. Hardened tips.



Opens to 20 cm

Order number 0000 881 3005



|  | Order number  | Length (cm) | Head weight (g)    | Axe handle material | Delimiting | Felling with an axe | Lighter/mid-range cleaving (kindling, 30 cm long, diameter up to 30 cm) | Mid-range/heavier cleaving (35 cm long, Ø up to 50 cm) | Cleaving metre-length logs and heavy wood (with cleaving wedges if necessary) | Felling with a wedge (aluminium or plastic) |
|--|---------------|-------------|--------------------|---------------------|------------|---------------------|---|--|---|---|
| <b>CLASSIC</b>   |               |             |                    |                     |            |                     |   |  |   |   |
| <b>AX 6 FORESTRY HATCHET</b>   |               |             |                    |                     |            |                     |   |  |   |   |
|   | 0000 881 1969 | 40          | 600                | Ash                 | +          | -                   | +   | -  | -   | -   |
| <b>AX 10 FORESTRY AXE</b>  |               |             |                    |                     |            |                     |   |  |   |   |
|   | 0000 881 1971 | 60          | 1,000              | Ash                 | ++         | +                   | +   | -  | -   | +   |
| <b>FORESTRY AXE AX 16 S</b>                         |               |             |                    |                     |            |                     |   |  |   |   |
|   | 0000 881 1957 | 70          | 1,550 <sup>①</sup> | Hickory             | ++         | ++                  | ++  | +  | -   | +   |
| <b>CLEAVING AXES</b>   |               |             |                    |                     |            |                     |   |  |   |   |
| Optimum cleaving results with minimum effort thanks to wedge-shaped head.  |               |             |                    |                     |            |                     |   |  |   |   |
| <b>AX 28 CS CLEAVING AXE</b>   |               |             |                    |                     |            |                     |   |  |   |   |
|   | 0000 881 2014 | 80          | 2,800 <sup>①</sup> | Hickory             | +          | -                   | +++   | +++  | -   | +   |
| <b>CLEAVING HAMMERS</b>  |               |             |                    |                     |            |                     |   |  |   |   |
| Forged hammerhead with reversible tip. Extra large striking surface for safer handling when driving in aluminium and plastic wedges. |               |             |                    |                     |            |                     |   |  |   |   |
| <b>AX 33 CS CLEAVING HAMMER</b>                   |               |             |                    |                     |            |                     |   |  |   |   |
|   | 0000 881 2011 | 90          | 3,300 <sup>①</sup> | Hickory             | -          | -                   | ++  | +++  | +++   | +++   |
| <b>LIGHT</b>   |               |             |                    |                     |            |                     |   |  |   |   |
| <b>AX 6 P FORESTRY HATCHET</b>                    |               |             |                    |                     |            |                     |   |  |   |   |
|   | 0000 881 6801 | 37          | 640                | Polyamide           | ++         | -                   | +   | -  | -   | -   |
| <b>AX 15 P FORESTRY AXE</b>                       |               |             |                    |                     |            |                     |   |  |   |   |
|   | 0000 881 6701 | 73          | 1,450              | Polyamide           | ++         | ++                  | ++  | +  | -   | -   |
| <b>AX 20 PC CLEAVING AXE</b>                      |               |             |                    |                     |            |                     |   |  |   |   |
|   | 0000 881 6602 | 75          | 1,950              | Polyamide           | -          | +                   | +++   | -  | -   | +   |

+ Suitable  
 ++ Very suitable  
 +++ Extremely suitable  
 - Not recommended

① Includes 300 g impact protection sleeve  
 ② With nail puller  
 ③ For explanation of quality marks, see page 311





## STIHL COLLECTION

---

### CLOTHING

Pullovers **292 - 293**

---

Polo & T-Shirts **294**

---

### ACCESSOIRES

Socks and pool sliders **295**

---

Caps, beanies and hats **295**

---

Toys and accessories for babies and children **298**

---

Home and garden **300**

---

## STIHL TIMBERSPORTS®

---

CLOTHING **301**

---

ACCESSORIES **303**

---

# STIHL COLLECTION

Our products are for world explorers and homebodies; for modern lovers of nostalgia; for urban trendsetters – for STIHL fans. They are robust and straightforward, combining modern tailoring with rugged materials or impressively refined material blends. As diverse as our products are, they all have one thing in common: a clear commitment to the STIHL brand.



## PULLOVERS



### »COLOURBLOCK« HOODIE MEN

100% cotton

Versatile hooded pullover in dynamic colourblock design, made from heavy French terry. The details: regular fit, drawstring, ribbed waistband and cuffs, large logo print on front, unobtrusive woven label on the otherwise plain back.

**Black/blue/white**

Sizes **S-XXL**

Order number **0420 220 05..**



### »LOGO CIRCLE« WINDCHEATER MEN

100% polyester

Sporty bomber-jacket-style windcheater with hood and high-quality printed STIHL woven badge in orange on the chest. Contrasting mesh lining in orange. Cuffs elasticated at the seam and on the sleeves for a comfortable fit, zip pockets on the sides.

**Black/orange**

Sizes **S-XXL**

Order number **0420 910 03..**



### HOW TO PLACE AN ORDER:

1. Choose your item of clothing.
2. Complete the order number (..) with your size.

Please use the following two-digit numbers for this:

Men: S = **..48** / M = **..52** / L = **..56** / XL = **..60** / XXL = **..64**

Women: XS = **..34** / S = **..38** / M = **..42** / L = **..46** / XL = **..50**

Unisex: XS = **..44** / S = **..48** / M = **..52** / L = **..56** / XL = **..60**



**»LOGO« SWEATSHIRT**  
UNISEX

100% cotton

Casual sweatshirt in a regular fit, with distinctive STIHL logo print on chest. Decorative cross-stitching on the rounded neckline, orange neckline binding on the interior, along with our classic label. Wide cuffs for extra-comfortable fit. Available in two logo colour versions.

**Black/black**

Sizes **XS-XXL**  
Order number **0420 900 15..**



**»COLOURBLOCK« SWEATSHIRT**  
UNISEX

100% cotton

Light pullover in colourblock design for men and women, made from high-quality French terry. Slightly wider rounded neck, ribbed waistband and cuffs. Striking STIHL logo on the front, subtle logo label on the back.

**White/blue/orange**

Size **XS-XXL**  
Order number **0420 200 27..**



**NEW**  
**»ORANGE« HOODIE**  
UNISEX AND KIDS

100% cotton

In the field of psychology, the colour orange is considered mood-enhancing. And you really can't be grumpy when you see this hoodie in high-visibility orange. With large logo on chest.

**Orange**

Size **XS-XXL**  
Order number **0421 400 04..**



**KIDS**

| Size      | Order number  |
|-----------|---------------|
| 98 - 104  | 0421 400 0804 |
| 110 - 116 | 0421 400 0816 |
| 122 - 128 | 0421 400 0828 |
| 134 - 140 | 0421 400 0840 |
| 146 - 152 | 0421 400 0852 |



**FOR KIDS TOYS SEE PAGE 298**



## T-SHIRTS &amp; POLO



### »ICON« POLO SHIRT MEN

100% cotton

Stylishly understated. This polo shirt with small chainsaw on the chest and cork badge on the back will become an all-rounder for work and play. The ideal fit and comfortable cotton will make this your new favourite piece.

#### Grey

Sizes **M-XXL**  
Order number **0420 600 12..**

#### Blue

Sizes **S-XXL**  
Order number **0420 600 13..**



**NEW**

### »BLACK LOGO« T-SHIRT MEN

100% cotton

There's nothing understated about the STIHL fan t-shirt. On the contrary, it makes a clear statement about the brand - after all, the logo is displayed proudly in black or white on the strip across the chest.

#### Black

Sizes **S-XXL**  
Order number **0421 300 15..**



### »LOGO CIRCLE« T-SHIRT MEN

grey: 90% cotton, 10% viscose; black: 100% cotton

What does every fan need in their wardrobe? This legendary t-shirt of course! It offers a great fit and is comfortable to wear. With large »LEGENDARY PERFORMANCE« text on the back, and a subtle STIHL logo on the left side of the chest, you'll be sure to make a statement: I'm a fan!

#### Grey

Sizes **S-XXL**  
Order number **0420 900 05..**

#### Black

Sizes **S-XXL**  
Order number **0420 900 06..**



### »MS 500i« T-SHIRT MEN

100% cotton

The MS 500i is synonymous with innovation, speed and precision - exactly what this new t-shirt conveys. You're sure to attract attention with the large chainsaw print on the front.

#### Grey

Sizes **M-XXL**  
Order number **0420 900 07..**

#### Black

Sizes **S-XXL**  
Order number **0420 900 08..**



### »LOGO CIRCLE« POLO SHIRT UNISEX

100% cotton

Regular-fit polo shirt in cotton piqué, with side vents and ribbed cuffs with orange stripe. High-quality, slightly textured STIHL logo print on chest. Decorative flatlock seams on the inside, also in vibrant orange.

#### Black

Sizes **XS-XXL**  
Order number **0420 900 13..**

SOCKS AND POOL SLIDERS



**»STIHL« SOCKS**  
UNISEX

33% wool (merino), 32% polyamide, 20% polyacrylic, 13% polyester, 2% elastane

These calf-high working and trekking socks, made from a special Primaloft and merino combination, offer optimum thermoregulation even when you're working hard. In boots in particular, Cell-Tech technology and flexible channels ensure cushioning, reduced stress, and a perfect fit.

**Black/grey/orange**

| Size  | Order number  |
|-------|---------------|
| 35-38 | 0420 950 0038 |
| 39-42 | 0420 950 0042 |
| 43-46 | 0420 950 0046 |



**NEW**  
**POOL SLIDERS**  
UNISEX

Sole: Ethyl-vinyl acetate; band: polyurethane and polyester mesh

Whether you're in an outdoor pool, at a campsite or at home, these black and orange STIHL pool sliders are a must for any STIHL fan!

| Size  | Order number  |
|-------|---------------|
| 36-37 | 0420 950 0337 |
| 38-39 | 0420 950 0339 |
| 40-41 | 0420 950 0341 |
| 42-43 | 0420 950 0343 |
| 44-45 | 0420 950 0345 |
| 46-47 | 0420 950 0347 |

HAT



**»ICON« FISHERMAN'S HAT**  
UNISEX

100% cotton

Casual, black one-size-fits-all bucket hat with stylish embroidered »CHAINSAW« emblem is the new way to complete your look.

| Black         | Order number  |
|---------------|---------------|
| Size 59-61 cm | 0420 240 0005 |

BEANIES AND CAPS



**NEW**  
**»FUNCTION« BEANIE**  
UNISEX

85% polyamide, 15% polyurethane

STIHL beanie with orange rubber logo print and wind proof forehead section. Perfect for wearing under work, play and cycle helmets or as a running hat.

| Black    | Order number  |
|----------|---------------|
| Size S/M | 0421 500 0709 |
| L/XL     | 0421 500 0711 |



**NEW**  
**»LEGENDARY« BEANIE**  
UNISEX

70% wool (merino), 30% acrylic

This beanie in a classic STIHL design might not block ridiculous thoughts, but it will certainly keep your head wonderfully warm. It has a wide band and proudly bears a »LEGENDARY PERFORMANCE« label for decoration.

| Dark grey                       | grey          |
|---------------------------------|---------------|
| Size Order number               | Order number  |
| One size fits all 0421 600 0011 | 0421 600 0012 |



**NEW**  
**»POMPON« HAT**  
UNISEX

100% polyacrylic

This hat is a real head-turner, with a large STIHL logo in the middle, a band at the bottom and the bobble as the icing on the cake.

| Blue                            | orange        |
|---------------------------------|---------------|
| Size Order number               | Order number  |
| One size fits all 0421 600 0009 | 0421 600 0010 |



## BEANIES AND CAPS


**»HERITAGE« CAP**  
UNISEX

55% cotton, 45% polyester

A trucker-style cap with a cotton front panel, Velcro size adjustment, and a mesh section to make sure your head stays cool. The large sewn-on badge with historic STIHL logo on the front panel means all eyes will be on this cap.

**Brown**
 Size **one size fits all**  
 Order number **0420 640 0009**

**»BLACK« AND »WHITE« CAPS**  
UNISEX

100% cotton

6-panel cap in classic American baseball look with closed rear and internal elasticated band. Large STIHL logo embroidered on the front.

**White/grey**
 Size **58 - 60 cm**      Order number **0421 600 0037**

**»CONTRA 59« CAP**  
UNISEX

100% cotton

This two-colour denim cap with clip closure will upgrade any outfit. The large »1959« embroidery on the back, »CONTRA LIGHTNING« lettering on the front, and the ornamental stud with historic STIHL logo.

**Blue**
 Size **one size fits all**  
 Order number **0420 640 0004**

**NEW**  
**»LEGENDARY PERFORMANCE« CAP**  
UNISEX

100% cotton

Two-tone cap with decorative stitching, large embroidered lettering on the front and colourful embroidered eyelets. Fits any wearer thanks to adjustable metal closure at the back.

**Olive/black**
 Size **one size fits all**      Order number **0421 600 0036**

**»SIGN« CAP**  
UNISEX

100% polyester

Classic 6-panel cap with 15-seam flat brim and trendy STIHL »S« print in vibrant orange on a black background. Snapback closure for individual size adjustment at the back, as well as small flag label.

**Black**
 Size **one size fits all**      Order number **0420 240 0007**

**»CONTRA« TRUCKER CAP**  
UNISEX

100% polyester

The »CONTRA« trucker cap is a potential cult piece, as it combines two iconic elements: the old-school baseball cap and the legendary STIHL Contra chainsaw.

**White/red/green**
 Size **one size fits all**      Order number **0464 021 0083**





**»LOGO CIRCLE«  
BASEBALL CAP**  
UNISEX

100% cotton

This black baseball - cap with orange »LEGENDARY PERFORMANCE« logo can be adjusted to any head size using the metal clip at the back.

**Black**  
Size                      Order number  
**One size fits all    0420 940 0001**



**»LOGO« CAP**  
UNISEX

100% cotton

Black cap with shaped visor and stylish orange details such as the STIHL lettering on the front, a small year indication on the back and »LEGENDARY PERFORMANCE« text on the side.

**Black**  
Size                      Order number  
**One size fits all    0420 940 0006**



**»LOGO CIRCLE«  
TRUCKER CAP**  
UNISEX

100% cotton twill;  
Mesh: 100% polyester

6-panel cap with large embroidered STIHL woven badge on the front and flat visor. Inner bands and visor bottom layer in orange. Open mesh structure at the back for optimum ventilation and snapback closure for size adjustment.

**Black**  
Size                      Order number  
**One size fits all    0420 940 0007**



**»LOGO CIRCLE« CAP**  
UNISEX

100% cotton

This »LEGENDARY PERFORMANCE« cap in black and grey, with a large logo on the front and orange seams, completes any outfit perfectly. Snapback adjustment.

**Black/grey**  
Size                      Order number  
**One size fits all    0420 940 0002**



**»ICON« DENIM CAP**  
UNISEX

100% cotton

Casual five-panel cap made from black denim. Embroidered chainsaw on the front panel and flexible adjustment band, so you know it fits like a glove.

**Black**  
Size                      Order number  
**One size fits all    0420 240 0003**



**»ICON« CAP**  
UNISEX

70% polyester, 30% wool

Our »ICON« cap with chainsaw embroidery on the front offers added style as well as sun protection. Snapback adjustment.

**Blue**  
Size                      Order number  
**One size fits all    0420 640 0005**





# KIDS



## ! BATTERY-OPERATED TOY SAW



This realistic toy saw will impress more than just the kids! The moving chain and chainsaw sound that this children's chainsaw makes leads to even more realistic play. The toy chainsaw comes with batteries, so the fun can start right away.

Order number **0464 934 0000**



## NEW - AVAILABLE FROM SPRING TOY SAW WITH BATTERIES



Following the relaunch of the innovative STIHL MS 500i, the battery-powered children's entry-level model recreates its look and feel. It playfully depicts many functions of its bigger siblings, starting with a movable, replaceable chain, LED operating display and the new bar design. Particularly parent-friendly: the chainsaw sounds can be adjusted to a comfortable level using the volume control, so that the toy power tool doesn't grate on your nerves!

Order number **0421 600 0053**



## CHILDREN'S WORK GLOVES

The tops of these protective gloves are made from an elastic fabric blend and feature a prominent STIHL logo, while the undersides are made from durable synthetic leather. They make playing outside even more fun!

### Black/orange

| Size                   | Order number           |
|------------------------|------------------------|
| <b>S</b><br>(age 5-7)  | <b>0421 500 0804</b> ① |
| <b>M</b><br>(age 7-10) | <b>0421 500 0805</b> ① |
| <b>L</b><br>(from 10)  | <b>0421 500 0806</b> ① |



## TOY HELMET

Accurate replica of the STIHL professional helmet, ABS plastic, folding visor, adjustable size, attachable ear protection; no protective function, suitable for children aged three and up.

Order number  
**0420 460 0001**



## »LUMBERJACK« BABYGROW KIDS

100% cotton

Pure cotton babygrow in trendy check pattern with small chainsaw on chest pocket.

### Red/black

| Size         | Order number         |
|--------------|----------------------|
| <b>62-68</b> | <b>0420 450 0668</b> |
| <b>74-80</b> | <b>0420 450 0680</b> |
| <b>86-92</b> | <b>0420 450 0692</b> |



### NEW TOY BLOWER WITH BATTERIES



With this plastic toy blower, even the smallest members of the household will be able to help tidy up the leaves. The blower tube on this battery-powered toy has three length settings and can be entirely removed as well. The on/off switch and the safety switch and bar help children to imitate operating a professional power tool as they play. With charging cable.

Order number **0420 460 0016**



### NEW TOY BRUSHCUTTER WITH BATTERY



This plastic toy brushcutter is perfect for all kids who love being in the great outdoors. The battery-powered clearing saw is height-adjustable and the handle is also adjustable. The toy blade lights up in different colours when in use. This clearing saw is sure to give your child many years of enjoyment. With charging cable.

Order number  
**0420 460 0015**



### CHILDREN'S BALANCE BIKE

Look out, free riders! Our balance bike, made from FSC-certified beechwood, is perfect for tiny little speedsters to get ready for their first "real" bike. The height of the saddle can be adjusted as needed, so kids aged 3 to 6 years can hit the trail on this bike.

Order number **0464 944 0000**



## HOME AND GARDEN

### »FORESTRY WORKER« KEYRING



A unique keyring in the shape of a forestry worker: Lovingly thought-out details such as the helmet, ear protection, and chainsaw make him a new favourite accessory for any STIHL fan!

Order number  
**0420 960 0002**



### »METAL CHAINSAW« KEYRING

Holds together what belongs together! Our premium metal keyring in the shape of a chainsaw has a total length of 9.5 cm including ring for keys.

Order number  
**0420 960 0008**



### »CHAINSAW« KEYRING

Not without my chainsaw! Thanks to this chainsaw keyring with realistic sound effect, you can always have your favourite tool on your person. The keychain and keyring on this STIHL keyholder are made from glossy galvanised steel. Includes button batteries (replaceable).

Order number  
**0420 960 0003**



### SET OF 2 BEER GLASSES

Schedule a mates' night in! Our traditionally shaped fluted beer glasses are perfect for all speciality beers. The stable foot keeps the glasses secure and the glasses, each engraved with a vertical STIHL logo are dishwasher-safe. Pack of two.

Capacity **300 ml each**  
Order number **0464 767 0010**



### »CONTRA« UNIVERSAL BOX

The STIHL »CONTRA« universal box offers the perfect amount of space for old photos, locks of hair, love letters - or even sealing washers and screws. The lid of this practical storage box is based on the storage cover of the STIHL »CONTRA«. This tinplate box is food-safe but not dishwasher-safe.

Size **approx. 18 x 12 x 6 cm**  
Order number **0420 660 0000**

### GARDEN GNOME

This garden gnome holding a STIHL chainsaw belongs in every front garden! The gnome, which is approximately 20 cm in height and comes with work trousers, braces, the obligatory pointed cap and many other lovingly worked details, would be a fun ornament for any flower bed.



Order number **0420 360 0010**



### CUP

Coffee or tea, cappuccino or hot chocolate? This dishwasher-safe STIHL cup in high-quality porcelain is the perfect size for your favourite drink. A must-have at breakfast or during your break!

Order number  
**0464 257 0000**



### »MS 500i« MODEL

A genuine collector's item from Schuco! This 1:10 scale model of the innovative STIHL MS 500i chainsaw, produced from die-cast zinc and plastic parts, has been lovingly painted in original colours and is a must-have for any display cabinet.

Order number **0420 960 0001**



### HISTORIC CHAINSAW MODELS

This collectors' piece is sure to thrill any fan. Made from die-cast zinc and painted in original colours, this 1:12 scale model made by Schuco will take collectors back in time to the early years of STIHL.

CONTRA type  
Order number **0464 035 0240**

# STIHL TIMBERSPORTS®

The STIHL TIMBERSPORTS® series is the premier league of lumberjack sports. If you want to show your passion for this spectacular championship series when you're out and about, our fan gear is just what you need.



## CLOTHING



### »AXE WOOD« SWEATSHIRT MEN'S

100% cotton

Simply throw on this AXE sweatshirt when it gets a bit colder on the platform. Large-area print with crossed axes in a wood look on the chest and »STIHL TIMBERSPORTS®«-badge on the back. A must-have for any fan.

**Black**

Sizes **M-XXL**

Order number **0420 500 24..**



**NEW**

### »LOGO CHEST« T-SHIRT UNISEX AND KIDS

100% cotton

Lumberjacks and fans, take note: If you want to declare your love of »STIHL TIMBERSPORTS®«, we have the perfect t-shirt in black, adorned with a logo print in STIHL orange and white. It's also very comfortable to wear - after all, even the most hardcore fan enjoys feeling something soft and cuddly on their skin.

**Black**

Sizes **XS-XXL**

Order number **0421 300 10..**

**Black**

SizeOrder number

**98 -104 0421 300 2604**

**110 -116 0421 300 2616**

**122 -128 0421 300 2628**

**134 -140 0421 300 2640**

**146-152 0421 300 2652**





### »SMALL AXE« POLO SHIRT MEN

100% cotton

A classic in a regular fit: piqué polo shirt in high-quality cotton with ribbed band. Slightly raised printed axes on the chest.

Black

Sizes S-XXL  
Order number 0420 500 31..



### NEW »SCORE« FUNCTIONAL SHIRT MEN

86% polyester, 14% elastane

This breathable functional shirt with crossed axes pattern on the waist inserts is sure to become your new favourite piece of sports clothing. »STIHL TIMBERSPORTS®« logo print on the chest.

Black

Sizes S-XXL  
Order number 0421 300 12..



### NEW »SCORE« FUNCTIONAL SHIRT WOMEN

86% polyester, 14% elastane

This breathable functional shirt with »STIHL TIMBERSPORTS®« logo print on the chest and small crossed axes pattern on the waist inserts is ideal for working out.

Black

Sizes XS-XL  
Order number 0421 300 13..



### NEW »PLAID« SHIRT UNISEX

100% cotton

Much more than just a "lumberjack shirt", this STIHL flannel check shirt is a favourite for all fans. Details: sewn-on pockets with flaps, black button and understated embroidered axe at chest height.

Red/black

Sizes XS-XXL  
Order number 0421 400 03..



### NEW »SCRATCHED AXE« T-SHIRT UNISEX

100% cotton

Beautifully understated from the front, a clear statement from the back! This classic black unisex t-shirt features two crossed axes on the back against a STIHL orange background.

Black

Sizes XS-XXL  
Order number 0421 300 11..

## ACCESSORIES



### »AXE« CAP UNISEX

100% cotton

This black baseball cap with grey embroidered axe can be adjusted to fit any head size using the metal clip at the back. It's the perfect companion for the coming »STIHL TIMBERSPORTS®« season.

**Black**

Size Order number  
One size fits all 0420 540 0013



### »AXE BLACK« CAP UNISEX

100% cotton

Cool monochrome look: black baseball cap in classic 5-panel design with top-stitched seams and black axe print on the front. »STIHL TIMBERSPORTS®« label on the snapback closure at the back, which can be used to adjust the cap to fit any head shape.

**Black**

Size Order number  
One size fits all 0420 540 0017



### »AXE« TRUCKER CAP UNISEX

100% cotton; mesh: 100% polyester

This black mesh cap features a printed 3D logo on the front with two striking crossed axes in vibrant orange. Open mesh structure at the back for optimal ventilation. The size of this trucker cap can be adjusted individually using the snapback closure - which also features the »STIHL TIMBERSPORTS®« label.

**Black**

Size Order number  
One size fits all 0420 540 0018



### »AXE« CAP UNISEX

100% cotton

A classic reimagined: the STIHL TIMBERSPORTS® »AXE« cap made from pure cotton in an on-trend used look has plenty to offer. The orange underside of the brim presents a cool contrast to the rest of the design, in olive green with a slightly washed-out effect. Without doubt, the key feature is the crossed axes in stylish 3D embroidery.

**Olive green**

Size Order number  
One size fits all 0464 021 0060



### »KISS MY AXE« BASEBALL CAP UNISEX

100% cotton

A cap that makes a statement! This cap with large »KISS MY AXE« badge on the front will set fans' hearts racing.

**Black**

Size Order number  
One size fits all 0420 540 0014



### »KISS MY AXE« CAP UNISEX

100% cotton

Extreme sports fans listen up: with this STIHL TIMBERSPORTS® cap, you'll be perfectly equipped for any event! This baseball cap with colour-contrast underside to the brim makes a clear statement - particularly with the large »KISS MY AXE« embroidery on the front panel. More than a baseball cap - it's a way of life!

**Black**

Size Order number  
One size fits all 0464 021 0070

**NEW**

### »AXE« HAND TOWEL

100% cotton

This stylish grey hand towel with striking crossed axes design is the perfect complement to the matching bath towel. Great for home or the swimming pool, this soft-touch, fluffy hand towel is highly absorbent.

**Grey**

Size Order number  
approx. 50 x 100 cm  
0421 600 0049



# TECHNOLOGY HIGHLIGHTS IN DETAIL

## BATTERY POWER TOOLS

### Battery models

STIHL power tools that feature innovative battery technology are indicated by a battery symbol. By means of the added battery-type designation, this symbol illustrates which of the various battery systems each product belongs to. All batteries contain only selected lithium cells. They can be fully recharged up to 1,200 times with only a slight loss of capacity. The precise designation is based on the battery type and area of application as well as the type of battery build and performance.

**AI III** Power tools in the AI-Line feature a built-in lithium-ion battery and are charged using mains voltage. For added convenience, the charge status can be displayed by means of several LEDs.

**AS III SYSTEM** For models in the AS-System, a type AS lithium-ion battery is used across all power tools. For added convenience, at the push of a button the charge status can be displayed by means of several LEDs on the power tool (except on the HSA 25).

**AK III SYSTEM** For devices in the AK-System, a replaceable AK lithium-ion battery can be interchangeably used in all power tools across the range. For added convenience, the charge status can be displayed by means of several LEDs.

**AP III SYSTEM** The AP-System covers very high-performance battery power tools for daily professional use, such as those used in landscaping, garden maintenance, and tree maintenance. AP and AR L batteries, which are compatible with AP-System power tools, deliver additional power and long battery life. An overview of the batteries recommended for AP-System power tools can be found on pages 48 - 49.

### Battery quick-charge system

The charging process used in our quick chargers shortens the total charging time needed by up to 30% compared with a standard charger that uses the same charging current. The process also guarantees gentle charging without overloading the battery.

### Activation key



It is only possible to commission devices that have an integrated battery if you have an activation key. Removing the key shuts off the power supply to the power tool. The power tools can be cleaned, stored and transported in this state.

### STIHL EC technology



The brushless electric motor (EC) from STIHL is energy-efficient and almost wear-free thanks to features including the upstream STIHL EC electronics. As an intelligent switching centre, it detects the battery plugged into the tool at any point in time, and supplies the EC engine with the right power output for the battery. This ensures that the tool always has the optimum power output available - and does so consistently throughout the battery draining process.

### Use in the rain



All battery power tools from the STIHL AP-System have been designed for professionals and daily use, including in adverse weather conditions. All products with this symbol can therefore also be used in the rain. The guard has been certified as splash-proof following extensive and demanding internal testing.

### IPX4



STIHL battery power tools with this symbol are also certified according to the IPX4 protection rating. The standard confirms that the products are resistant to water splashing from any direction, as already certified by internal testing.

Keep the batteries out of salty environments and away from contaminated liquids. Dry the battery and tool after use. In general, chargers should only be used in dry areas.

### Use without ear protection



Battery technology makes these tools ideal for noise-sensitive areas such as hospital gardens, parks and residential areas. Please note the information in the user manual.

## CHAINSAWS AND POLE PRUNERS

### PETROL-DRIVEN CHAINSAWS

#### Master control lever

All functions, such as start, run and stop, can be operated with just one hand.

### Ergonomic handle design

Allows easy handling of the saw in any working position.

### Felling guide

Raised lines that act as a felling guide have been integrated into the chainsaw design for better directional control during felling.

### HD2 filter



The HD2 filter is made from polyethylene filter material with up to 70% finer pores than fleece and polyamide filters. As a result, it even traps very fine dust. It is also oil- and water-repellent. The PET-covered round filter cartridge with quick-release lock enables the filter to be assembled and disassembled in next to no time, and without needing to use tools.

### Rear hand guard

Protects the user's rear hand against branches or parts of the saw chain if they come off or break.

### Compensator

This keeps the fuel-air mix constant even when the air filter becomes increasingly dirty.

### Long-life air filter system

A STIHL chainsaw with long-life air filter system features both routing and an HD2 air filter. This arrangement means a significantly longer filter service life than in traditional filter systems. A long-life air filter system ensures a long service life for the engine and prevents premature wear to the pistons and cylinder, as well as protecting against contamination of the combustion air drawn in.

### Magnesium piston

In a world first, STIHL has built a magnesium piston into the MS 400 C-M. It weighs 20 g less than a comparable aluminium piston, corresponding to a weight reduction of 25% purely from this central component. The use of this lightweight material along with light construction throughout means the MS 400 C-M has a motor weight of just 5.8 kilograms, resulting in a remarkable power-to-weight ratio of less than 1.5 kilograms per kilowatt. At the same time, the new component also gives the machine an extraordinarily high maximum speed, helping you make quick progress in your work, particularly when delimiting.



**Manual fuel pump**



STIHL chainsaws and pole pruners with manual fuel pump feature an improved start-up sequence and require a reduced number of starting pulls. Pressing

the primer fills the carburettor control chamber with fuel. This ensures that there is sufficient fuel present to create an ignitable air-fuel mix on starting, requiring significantly fewer starting pulls.

**Controlled-delivery oil pump**

Different bar lengths, wood types and work techniques require different amounts of oil. The controlled-delivery oil pump allows the user to adjust the amount of oil based on exactly what is needed.

**Side-mounted chain tensioning**



Side-mounted chain tensioning makes it easy to tension the chain.

**Plunge guide**



For better directional control during plunge cutting jobs, raised lines that act as plunge guides have been integrated into the start-up mechanism design.

**STIHL 2-MIX engine**



The STIHL 2-MIX engine is both powerful and economical. Separating the exhaust emissions from the unburnt gas minimises flushing losses, thereby

increasing power output while reducing consumption.

**STIHL anti-vibration system**



Precisely calculated buffer zones minimise the transfer of engine and saw chain vibrations to the front and rear handles. This means the chainsaw runs noticeably

more smoothly. This allows the user to save their strength and work longer.

**STIHL ElastoStart**



Due to the compression pressure, shock loading occurs when starting combustion engines. The damping element in the STIHL ElastoStart special

shock absorber grip alternately absorbs and releases force according to the compression pattern. The result is smooth, even starting.

**STIHL Easy2Start**



A smooth pull on the starter cord tensions the spring against the compression pressure. Stresses caused by jerky movements are avoided. The spring delivers the

stored energy to the crankshaft once the maximum compression pressure has been exceeded and the piston moves downwards again. The engine starts first time, allowing the starter cord to be pulled around two-thirds slower.

**STIHL Injection**



Injection technology enables very easy operation. The combi-lever is no longer required - all the user needs to switch off the tool is a stop button. Fully electronic engine management with sensor-supported characteristic mapping guarantees outstanding engine performance and excellent acceleration in all usage conditions. The control unit uses real-time measurement to calculate the precise fuel quantity and ideal ignition timing. Fuel is injected directly into the crankcase by the injection valve. The unique combination of lightweight engineering and cutting-edge engine technology ensures the best power-to-weight ratio in the market, combined with a compact design.

**STIHL quick chain tensioning**



The saw chain can be tensioned quickly and easily simply by turning the adjusting wheel without the need for tools.

Turn the adjusting wheel to the left to loosen the saw chain, turn it to the right to tighten the saw chain. The guide bar is automatically secured in place when the sprocket cover is re-tightened.

**STIHL M-Tronic**



Fully electronic engine management regulates the ignition timing and fuel dosing in all operating states, taking into account external conditions such

as temperature, altitude and fuel quality. It consistently ensures optimum engine performance, constant maximum engine speed and very good acceleration. No manual carburettor adjustment is necessary with STIHL M-Tronic. For a cold start STIHL M-Tronic only needs one start position on the combi-lever. After starting, you can immediately power up to full speed. The amount of fuel required is precisely calculated by the system and supplied as needed. Otherwise you start as usual in position I. STIHL M-Tronic also remembers the settings from the last time the tool was used. So when external conditions are the same, full engine performance is available immediately after you restart.

**Stop button function**



After the machine is turned off, the control lever immediately moves back into its operating position. This allows a warm machine to be started again immediately.

**Transparent fuel tank**

Allows the user to quickly and easily check the fuel level without having to open the fuel tank.

**Routing**



Routing in STIHL chainsaws serves to pre-clean the air, thereby taking a significant strain off downstream filter systems. The intake air is first set into

rotation by the fan; the larger and heavier particles that have also been picked up are propelled outwards in this process. The pre-cleaned air is then conveyed behind the fan wheel via the routing channel to the air filter, i.e. the HD2 air filter in the chainsaw. The routing process is easy to maintain and user-friendly, with no special care required.

**Tool-free fuel caps**

Special caps allow you to open and close the tank caps quickly, easily and without tools.

**ELECTRIC CHAINSAWS**

**Overload protection**



In case of overload, the electric motor switches off automatically to protect against damage from overheating. On the MSE 141 to MSE 210 tools, an overload button is activated. If the knob is pressed after a short period of waiting, the machine can be restarted. The MSE 230 and MSE 250 have electronic monitoring for the engine temperature. If this temperature is too high, a red LED lights up, indicating the corresponding status. After approximately one minute, the engine has cooled again and the LED goes out. The chainsaw can be restarted.

**CUTTING ATTACHMENTS**

**SAW CHAINS**

**Hardened rivets**



Every rivet in a STIHL saw chain is induction-hardened, a process that alters the properties of the metal. The rivets therefore become harder and more resistant to wear.

**Smooth joint borings**

A special stamping technique is used to provide STIHL joint borings with a mirror-smooth finish. This improves the running properties of the chain and increases service life.

**Hard chrome coating**



All STIHL chainsaw teeth are made of special steel. A chrome coating is galvanised onto the cutter top plates for high resistance against wear. This means the teeth stay sharp for longer.

**Stretching**

The final production step for every STIHL saw chain involves exposure to a high and constant tensile load. During first use, this "stretching" reduces any subsequent elongation of the chain to a minimum, as well as increasing its durability and minimising wear and tear.

**STIHL Oilomatic lubrication system**

Narrow oil channels in the saw chain links funnel chain lubricant directly into the wearing joints of the chain.

Recesses in which chain lubricant can collect are stamped into both ends of the drive links. This allows better distribution of the oil over the sliding surfaces of the guide bars and improves lubrication by 10% as compared to tools without recesses on both ends.

**GUIDE BARS****Replaceable bar nose**

Should the bar nose wear out, it can be easily replaced entirely including the roller bearings (on Rollomatic ES and Rollomatic ES Light guide bars).

**Lightweight guide bars**

The STIHL E Light and ES Light lightweight guide bars differ in their design. The E Light guide bars are made of electrically welded steel plates, extensively hollowed out and filled with fibreglass-reinforced polyamide. This makes the bars particularly light. With ES Light bars, the spaces are cut out and then welded using a special laser process. This produces an extremely stable hollow body with a rigid outer structure and substructure. Both designs offer appreciable savings in weight and improved chainsaw balance. Your chainsaw's centre of gravity shifts towards your body, noticeably reducing the load on your spine.

**Bar length**

The actual cutting length is shorter than the specified bar length and varies depending on the chainsaw model.

**STIHL Ematic System**

Compared to conventional cutting attachments without Ematic, the STIHL Ematic system reduces the consumption of chain lubricant by up to 50%, depending on the type of wood and the cutting attachment used. The system comprises a STIHL Ematic or Ematic S guide bar, a STIHL Oilomatic saw chain and a variable-flow or reduced-flow oil pump in the chainsaw. It results in virtually every drop of chain lubricant being delivered to precisely where it's needed.

**Sprocket nose with sealed roller bearings**

The sealed bearings keep out dirt and grime. Less maintenance is required because the included lubrication lasts for the entire service life of the guide bar. This increases the service life of the bearings by up to 80% compared to open bearings with an oil hole. The sprocket nose is replaceable.

**HEDGE TRIMMERS AND LONG-REACH HEDGE TRIMMERS****Screw-on tip protector**

This T-shaped component made from sheet steel is attached to the end of the cutter bar with two screws. It protects the blade from contact with the ground or wall and can be replaced easily if it becomes worn.

**Lightweight gear system**

Magnesium is an important material in STIHL chainsaws. It is around a third lighter than aluminium and features high strength in relation to its weight. In comparison to other metals, magnesium can be processed very precisely in the die-casting process, for example in engine casings. This makes it just the right material from which to design and manufacture a lightweight yet robust transmission unit. It can also be recycled - worn-out parts can be melted down and reused with no loss of quality.

**Manual fuel pump**

STIHL petrol hedge trimmers and long-reach hedge trimmers with manual fuel pumps are easier to start, as they require fewer pulls on the starter cord.

Pressing the primer fills the carburettor control chamber with fuel. This ensures that there is sufficient fuel present to create an ignitable air-fuel mix on starting, requiring far fewer starting pulls.

**STIHL Easy2Start**

A smooth pull on the starter cord tensions the spring against the compression pressure. Stresses caused by jerky movements are avoided. The spring automatically releases the stored energy to the crankshaft, starts it moving and ensures that the engine will start reliably. This allows the starter cord to be pulled two-thirds slower.

**Tool-free fuel caps**

Special caps allow you to open and close the tank caps quickly, easily and without tools.

**HEDGE TRIMMERS****Rotating multi-function handle**

The rotating control handle allows an optimum grip position for every job - for simple and reliable operation.

**Pruning version (R), HS 82 R and HSA 94 R**

For extensive pruning or clearing of large, thick hedges:

- Wide tooth spacing
- Large teeth
- Gear ratio coordinated for high cutting power

**Trimming version (T), HS 82 T and HSA 94 T**

For perfect trimming and contouring:

- Narrow tooth spacing
- Small teeth
- Gear ratio tailored for a high stroke rate

**LONG-REACH HEDGE TRIMMERS****Shaft lengths as needed**

Long-reach hedge trimmers with long shafts are primarily used for high and wide hedges. The shorter K versions with extended shaft handle are handy tools for working on hedges that are low to the ground.

**STIHL ECOSPEED**

With the STIHL ECOSPEED function, you can use your long-reach hedge trimmer in a more economical operating mode. Simply turn the wheel to the minus position to reduce the maximum engine speed. This keeps your long-reach hedge trimmer running at part throttle; however, despite this limited setting, you can shift to full throttle when necessary by pressing the throttle lever. Operating at part throttle reduces fuel/energy consumption and means you can work for much longer on one tank of fuel or a single battery charge.

**Quick-release cutter bar adjustment system**

The cutter bar can be adjusted in two directions, by up to up to 145° (HL 94, HL 135), up to 115° (HLA 66, HLA 86), up to 135° (HLA 56), up to 125° (HLE 71), and can also be folded and locked parallel to the shaft for transport.

**Loop handle**

The compact loop handle is made from durable black plastic. The nearly 180° curve allows the handle to be adjusted to different positions, particularly when working in areas where space is limited.

## KOMBISYSTEM AND MULTISYSTEM

### Automatic decompression

The decompression system reduces the compression pressure and thereby also the effort required to pull the starter cord, so the engine can be started more easily.

### Loop handle (R) with barrier bar



The barrier bar on the loop handle prevents feet and legs from coming too close to the moving blades or mowing heads.

### Quick-release coupling with tommy screw



The innovative quick-release coupling feature enables all KombiEngines and KombiTools to be quickly separated and reassembled - no tools required.

## CONCRETE CUTTERS AND CUT-OFF MACHINES

### STIHL 2-MIX engine



The STIHL 2-MIX engine is both powerful and economical. Separating the exhaust emissions from the unburnt gas minimises flushing losses, thereby increasing power output while reducing consumption.

### STIHL ElastoStart

Due to the compression pressure, shock loading occurs when starting combustion engines. The damping element in the ElastoStart special shock absorber grip alternately absorbs and releases force according to the compression pattern. The result is a smoother start.

## CONCRETE CUTTERS

### Rubber guard

When cutting walls, this large rubber guard protects the engine casing when the guide bar is fully submerged.

## CUT-OFF MACHINES

### Electronic water control



The user can activate the electronic water control system by pressing a button while the engine is running. The water then switches on and off during cutting automatically, depending on the engine speed. The water volume can be regulated by simply pressing the plus/minus buttons. The result: perfect dust suppression at the push of a button. The memory function ensures that after the engine is restarted, the same amount of water is automatically supplied as was set for your most recent application. Users can restart work immediately without having to apply any settings, even after long breaks.

### Semi-automatic belt tensioning

Gentle, consistent re-tensioning increases the service life of the belts and bearings.

### Long-life air filter system with cyclone air routing



The innovative cyclone routing system means no more daily filter cleaning and an extremely long filter service life. It ensures that, even during the first filtering stage, approximately 80% of dust particles in the air are removed. Unlike conventional systems, these particles do not collect in the foam filter, but are separated by the cyclone routing system and vented back into the outside air.

### Quick-mounting system

This system allows for quick and easy mounting and dismounting of the cut-off machine on the STIHL cart. No tools are required.

### Protection segments in abrasive cutting wheels

When cutting asphalt, the protection segment protects the other segments from excess wear affecting the laser weld that joins the segments to the steel blade. In addition, the protection segments prevent uneven wear to the left and right of the segments, meaning that the cutting wheel is prevented from jamming when cutting.

### STIHL Injection

Injection technology enables very easy operation. The combi-lever is no longer required - all the user needs to switch off the tool is a stop button. Fully electronic engine management with sensor-supported characteristic mapping guarantees outstanding engine performance and excellent acceleration in all usage conditions. The control unit uses real-time measurement to calculate the precise fuel quantity and ideal ignition timing. Fuel is injected directly into the crankcase by the injection valve. The unique combination of lightweight engineering and cutting-edge engine technology delivers the best power-to-weight ratio on the market, combined with a compact design.



### Tool-free fuel cap

The fuel cap is easy to open with a press and turn motion even when wearing gloves. Thanks to its design and the double seal, the fuel cap cannot be opened accidentally and dirt particles cannot get into the fuel tank.

### STIHL QuickStop cutting wheel brake

If the operator uses enhanced guard adjustment during cutting, the cutting wheel can be accessed at the top. In this working method, the user is supported by the STIHL QuickStop cutting wheel brake. If sufficient resistance results in kickback, the cutting wheel is stopped in a fraction of a second, triggered by a sensor.

### Cutting depth adjuster

This allows for precise adjustment of the cutting depth from the upper handlebar.

## ROBOTIC MOWERS, PUSH MOWERS AND AERATORS

## ROBOTIC MOWERS

### Dynamic mowing plan

The iMOW® robotic mower's weekly active time is displayed and organised in the dynamic mowing plan. Within this active time, robotic mowers perform their work and charge their batteries on a flexible basis. If they interrupt mowing due to rain for example, they independently complete the task later within the specified timeframe.

## PUSH MOWERS

### Blade-brake coupling

Blade-brake coupling is used in the top-of-the-range petrol-driven lawn mower models. It uncouples the blade from the engine in such a way that the lawn mower drive can be used without the blade operating. The grass catcher box can also be emptied without the engine needing to be restarted. In addition, blade-brake coupling guarantees effective crankshaft protection.

### Comfort handlebar



Comfort handlebars can be adapted to different user heights with no need to use tools, enabling ergonomic working. The foldable stem of the handlebar means that lawn mowers with this feature can be transported more easily and take up less space for storage. This special design also makes it easy to remove the grass catcher box.

### Multi-blade

The shape of the multi-blade enables cuttings to be simultaneously caught, ejected, or mulched - meaning it's no longer necessary to change the blade. The blade shreds the grass and passes it on in an air stream or - for mulching - distributes it evenly over the green area.

### Fill-level display

The airflow generated by the blade raises the fill-level display. If the basket is full, the airflow stops. If there is too little airflow, the fill-level indicator returns to an idle state, indicating that the collection box needs to be emptied. The fill-level indicator will only work without restriction if there is optimum airflow. External influences such as wet, dense or tall grass, low cutting levels, dirt or similar may restrict the airflow and prevent the fill-level display from functioning properly.

### Super-soft handle

With its pleasant feel, the ergonomic super-soft handle ensures a comfortable mowing experience, while also preventing signs of fatigue.

**Vario wheel drive**

The speed of the wheel drive can be adjusted regardless of the engine speed, meaning that the cutting and catching performance remain constant.

The drive features infinitely variable adjustment, controlled via a lever on the bar or on the comfort handlebar.


**BRUSHCUTTERS AND CLEARING SAWS**
**Automatic decompression**

The decompression system reduces the compression pressure and thereby also the effort required to pull the starter cord, so the engine can be started more easily.

**STIHL ECOSPEED**

With the STIHL ECOSPEED function, you can use your clearing saw in a more economical operating mode. Simply turn the wheel to the minus position to reduce the maximum engine speed. This keeps your clearing saw running at partial load; however, even from this limited setting you can shift to full capacity when necessary by pressing the throttle lever. Operating at partial load reduces fuel/energy consumption and means you can work for much longer on one tank of fuel or a single battery charge. The centrifugal force is also noticeably lower when running at part throttle compared to full throttle, making the power tool easier to control.

**Ergonomic bike handle**

The bike handle enables a natural sweeping movement when mowing and is always the best choice for mowing larger areas. Combined with an

ADVANCE PLUS universal harness or ADVANCE PLUS forestry harness and the appropriate tool, mowing is even easier.

**Mowing lines**

Mowing lines are available in different shapes and strengths for different applications. Some of our mowing lines feature a spiral groove which makes them

quieter than conventional round mowing lines. The indentations in the surface of the line interrupt the otherwise uniform air stream. This generates turbulence, so the whistling effect is reduced and mowing becomes considerably quieter.

**Bike handle adjustment**

The central clamp enables the ergonomic bike handle to be easily adjusted without tools to match the height of the user.

The handle can be rotated by 90°, making it more compact for transport and storage.

**STIHL 2-MIX engine**

The STIHL 2-MIX engine is both powerful and economical.

Separating the exhaust emissions from the unburnt gas minimises flushing losses, thereby increasing power output while reducing consumption.

**STIHL 4-MIX® engine**

The STIHL 4-MIX® engine uses the standard petrol-oil fuel mixture (50:1). The petrol-oil mix is distributed throughout the engine via a bypass channel in the cylinder head, ensuring comprehensive lubrication. This mix-lubricated system avoids the need for components such as an oil pump, sump and oil tank.

**STIHL ElectroStart**

Enables users to restart the power tool quickly and easily at the push of a button, at temperatures above 0°C, without having to take it off their back first.

**STIHL M-Tronic**

Fully electronic engine management regulates the ignition timing and fuel dosing in all operating states, taking into account external conditions such as temperature, altitude and fuel quality. It consistently ensures optimum engine performance, constant maximum engine speed and

very good acceleration. No manual carburettor adjustment is necessary with STIHL M-Tronic. For a cold start STIHL M-Tronic only needs one start position on the combi-lever. After starting, you can immediately power up to full speed. The amount of fuel required is precisely calculated by the system and supplied as needed. Otherwise you start as usual in position I. STIHL M-Tronic also remembers the settings from the last time the tool was used. So when external conditions are the same, full engine performance is available immediately after you restart.


**MISTBLOWERS AND SPRAYERS**
**Fan jet nozzle**

- For spraying large areas and rows
- Suitable for flowerbeds as well as fruit and vegetable growing in greenhouses and gardens
- Ideal for spraying large areas with insecticides, herbicides and fungicides

**Hollow cone nozzle**

- For spraying bushes, trees and individual plants
- Perfect for applying insecticides, herbicides and fungicides to individual garden plants
- The nozzle allows you to spray plants and leaves from above or below

**Adjustable nozzle**

- Can be adapted to changing conditions and different applications
- The spray angle can be variably adjusted for an optimum spraying pattern, from full jet (0°) to a hollow cone (90°)

**Full cone nozzle**

- For treating individual plants
- Ideal for fine dosing e.g. protective agents for wilderness areas, or herbicides
- Suitable for applying release agents in the construction industry

**STIHL anti-vibration system**

The STIHL anti-vibration system reduces the amount of engine vibrations transmitted to the harness. This reduces the strain on the user's back muscles.

**EARTH AUGERS****Multi-function handle**

The ergonomically shaped multi-function handle is built into the handle frame on the earth auger. The stop button, idle and throttle cable can be operated with one hand.

**QuickStop drill brake**

If the drill jams in the ground, the QuickStop drill brake is engaged by the user's thigh and stops the drilling tool immediately. It also acts as a reverse rotation lock. A jammed drill can be easily removed from the drill hole by turning it in a counter-clockwise direction.

**STIHL 4-MIX® engine**

The STIHL 4-MIX® engine uses the standard petrol-oil fuel mixture (50:1). The petrol-oil mix is distributed throughout the engine via a bypass channel in the cylinder head, ensuring comprehensive lubrication. This mix-lubricated system avoids the need for components such as an oil pump, sump and oil tank.

## CLEANING SYSTEMS

### BLOWERS

#### Gutter-cleaning set



At around 3 metres long, the practical gutter cleaning set for blowers and vacuum shredders allows you to clean gutters, even those that are hard to reach.

#### Catalytic converter

Significantly reduces the amount of pollutants in the exhaust emissions.

#### Manual fuel pump

STIHL blowers with manual fuel pumps allow improved starting with a reduced number of starting pulls. Pressing the primer fills the carburettor control chamber with fuel. This ensures that there is sufficient fuel present to create an ignitable air-fuel mix on starting, requiring far fewer starting pulls.

#### STIHL ElastoStart

Due to the compression pressure, shock loading occurs when starting combustion engines. The damping element in the STIHL ElastoStart special shock absorber grip alternately absorbs and releases force according to the compression pattern. The result is smooth, even starting.

#### STIHL ElectroStart

Enables users to restart the power tool quickly and easily at the push of a button, at temperatures above 0°C, without having to take it off their back first.

### VACUUM SHREDDER

#### Star-shaped shredder



The star-shaped shredder made of high-quality steel ensures reliable shredding of cuttings in the SH 56 and SH 86.

### SWEEPING MACHINES

#### The STIHL MultiClean represents a clever sweeping system.

The circular brushes brush up debris in front of the sweeping machine before it can get caught underneath.

### HIGH-PRESSURE CLEANER

#### Aluminium telescopic handle



The aluminium telescopic handle can be retracted for easy transportation and to save storage space.

#### Anti-twist coupling

Prevents the high-pressure hose from twisting. This means its full length can always be used.

#### Double lance holder

For easy storage of both spray lances with fan jet nozzle and rotary nozzle on the tool.

#### Fold-out front cover



The integrated nozzle holders under the front cover provide a dirt-free storage place for rotary and fan jet nozzles. This also ensures quick access to both nozzles when needed.

#### Pressure gauge



With the pressure gauge, you can always see the current operating pressure.

#### PLUS models



Design variants with "PLUS" in the model name have an integrated hose reel for convenient and safe storage of the high-pressure hose. The crank handle can be folded in for transport and storage.

#### Detergent measuring system

The measuring system allows you to conveniently add the correct quantity of cleaning agent to the water. This is both eco-friendly and very economical. All models with a detergent tank can also be connected to external detergent tanks for the supply of detergent.

#### Safety shutdown

If a high-pressure cleaner is switched on but has not been used for 30 minutes, the safety shutdown feature automatically disconnects it from the power supply.

#### Flat textile hose with holder



Lighter and more flexible low-pressure hose for connecting the high-pressure cleaner to a tap. Using the holder supplied, the flat textile hose can be easily rolled and unrolled and compactly stored directly on the machine. This means the high-pressure cleaner is quickly ready for use.

### WET AND DRY VACUUM CLEANERS

#### Adapter for power tool use



This adapter allows the electric power tool to be directly connected to the vacuum hose. Dust and dirt is then vacuumed up immediately while sawing or grinding.

#### Stainless steel handle with quick-release coupling

The standard quick-release coupling makes it possible to quickly and easily attach the suction hose to the handle.

#### Multiple filter system

An even higher degree of filtration is achieved by combining the filter bag and filter element.

#### Delayed shutdown

If the vacuum is switched on via the automatic switch-on function, it will continue running for a brief period after the electric power tool has been turned off. This ensures that any remaining grit and shavings are removed from the hose.

#### Soft start-up

The soft start-up limits the initial current when the vacuum is switched on, which increases the engine's service life.



### GARDEN SHREDDERS

#### BRS turning technology

The rotational direction of the shredder blades can be changed using a dial. Hard shreddable materials such as branches are shredded in the clockwise direction, whereas powerful blades in the anti-clockwise direction convert plant residue into compostable mass. Handling different shreddable materials in this way effectively protects the blades.



### PERSONAL PROTECTIVE EQUIPMENT (PPE)

#### Regulation (EU) 2016/425 - safe personal protective equipment

STIHL PPE products fulfil the health and safety requirements of Regulation (EC) 2016/425. PPE products are divided into 3 risk categories:

- Category 1: PPE for protection against minimal risks
- Category 2: PPE for protection against risks that are not covered by category 1 or 3
- Category 3: PPE for protection against risks that may cause very serious consequences such as death or irreversible damage to health

PPE products in category 3 are subject to annual monitoring by the notified body (identification number follows the CE marking).

**EN 381 and EN ISO 11393 Cut protection clothing**



STIHL cut protection clothing is mostly made from cut protection materials developed exclusively for STIHL. STIHL cut protection clothing is tested by the very prestigious European SMP or KWF testing institutes. The cut protection material is light, breathable and features several layers. If the saw chain penetrates the top layer, bundles of fibres are ripped out and will block the sprocket. This stops the chain and dramatically reduces the risk of injury. STIHL cut protection products are identified in this catalogue by the following icons:



Tested in accordance with EN 381 or EN ISO 11393



Tested based on EN 381 or EN ISO 11393

**Important note:**

Personal protective equipment cannot provide absolute protection from injury. Nor is it a substitute for safe working practices. It is therefore essential to follow the instructions in the user manuals for both personal protective equipment and the relevant power tool, as well as the applicable national accident prevention regulations.

**Cut protection areas on cut protection clothing**

The cut protection areas on cut protection clothing are represented by the following icons in accordance with EN ISO 11393. There are a number of different cut protection classes (the specified chain speed is only one parameter involved in testing in accordance with EN ISO 11393 and does not necessarily correlate with a hand-held chainsaw operated at the same chain speed):

Cut protection class 0 (16 m/s)

Cut protection class 1 (20 m/s)

Cut protection class 2 (24 m/s)

Cut protection class 3 (28 m/s).

The KWF recommends cut protection class 1.

An overview of the key product features can be found on page 266.

Design A



Design B



Front / back

Design C



Design B



Complete front section with cut protection, back section arm only and up to the shoulder.

**EN ISO 20471 High-visibility clothing**

This standard specifies the minimum surface area for high-visibility colour (for visibility during the day) and retro-reflective strips (for visibility at night) and categorises these into three classes, where class 3 represents the highest visibility. Wearing a jacket and trousers together raises the class by increasing the amount of high-visibility colour and reflective strips. Example:



2 = High visibility colour and retroreflective material: here EN ISO 20471 class 2

**EN 343 rain protection**

STIHL outdoor wear provides protection against rain and wind when working outdoors, and is comfortable to wear because the material allows evaporated sweat to pass through it. EN 343 specifies two parameters: water resistance (top number) and water vapour permeability (bottom number). Both are measured in three levels, where class 3 is the most waterproof. The seams are watertight. Example:



Water resistance:  
3 = here EN 343 class 3

3 = Steam resistance:  
here EN 343 class 3

**UV protection**

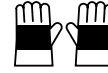


The UV protection factor (UPF) indicates how long a user wearing sun protection or UV protection clothing can stay out in the sun without risking skin damage. The UPF is comparable to the sun protection factor (SPF) used in the classification of sunscreen. For example, a person with skin type 1 wearing UPF 20 fabric clothing can stay exposed to the highest possible intensity of sunlight for 20 times as long, without experiencing skin damage. The scale used by the EN 13758-2 standard has a maximum protection level of UPF 40. However this is exceeded by the UV Standard 801 scale.

**SNR value**

Simplified Noise Reduction is the general noise reduction provided by ear protection. The higher the SNR value, the better the noise reduction. The M noise reduction value is crucial for STIHL power tools.

**Cut protection areas on cut protection gloves**



**Shape A:** The stipulated protected area in five-finger gloves is the palm and back of the hand, but there is no protective material in the finger and thumb areas.

**HAND TOOLS AND FORESTRY ACCESSORIES**

**Anvil cut**



The cutting blade makes direct contact with the wide counterblade. The wide counterblade is therefore called the "anvil". Lateral forces are barely utilised, meaning that straight, dead and hard wood can be very easily cut through. With soft, fresh cuttings, the underside of the bark can be pulled out before cutting.

**Bypass cut**



With this principle, the blade and anvil pass flush against each other during cutting. The cut created in this way is consistently flat, without crushing the cuttings. The bypass cut should generally be preferred for green cuttings. Due to the comparatively high level of force required for cutting, trimmers with an anvil cut should be used when working for extended periods with harder wood.

**Impact protection sleeve and bolted safety plate**



The handle and head form an inseparable unit thanks to the combination of the long steel handle protection sleeve, ring wedge, safety plate and safety screw. The result is an extremely stable join with excellent advantages:

- Long tool service life - which means excellent value for money
- Outstanding work safety

**STIHL PRODUCTS ARE REGULARLY TESTED BY GERMAN AND INTERNATIONAL INSTITUTIONS.**

We undertake these examinations because we view them as the logical continuation of our own testing programme. We highly value the judgement of third parties - not least because it gives our customers real peace of mind.

The institutions confirm the high quality standards and exemplary technologies of STIHL products by awarding us quality marks. More comprehensive information regarding our compliance with Dir. 2002/44/EC (Vibration) is available at [www.stihl.com/vib](http://www.stihl.com/vib).

**EXPLANATION OF QUALITY MARKS**

The test conditions for the quality marks can be viewed on the web pages indicated:



We voluntarily submit our products to recognised testing authorities for safety testing. The GS mark confirms which authority carried out the inspection, such as TÜV. [www.tuv.com/gs-zeichen](http://www.tuv.com/gs-zeichen)



Quality mark of the German Agricultural Society. This independent, non-profit commission determines testing criteria and evaluation standards and is responsible for issuing the quality mark. A Signum Test usually takes six to twelve months to complete. For further information, visit [www.dlg.org](http://www.dlg.org)



DLG certification involves a comprehensive Utility Value test being conducted by the DLG, based on independent and recognised assessment criteria for agricultural products. A machine or system that is DLG-certified in its entirety has been assessed as neutral in terms of its key characteristics. For further information, visit [www.dlg.org](http://www.dlg.org)



The Board of Trustees for Forestry Work and Technology (Kuratorium für Waldarbeit und Forsttechnik e.V.) awards the "KWF Pro" mark (previously "KWF Utility Value test mark") to technical forestry equipment that meets the high standards required for professional forestry applications in relation to efficiency, safety, ergonomics and environmental sustainability. The "KWF Standard" quality mark is awarded to products that are suitable for use outside the forestry environment, such as in agriculture or landscaping, or by those who cut their own firewood. Products with specific technical features that have been successfully tested receive the blue "KWF test" mark. For further information, visit [www.kwf-online.de](http://www.kwf-online.de)



The ÖKO-TEST publisher tests products from all goods sectors, particularly with respect to their environmental compatibility and the absence of pollutants. Products that achieve exemplary results in this testing may carry the ÖKO-TEST label, which is considered the most widely-accepted quality seal in Germany. For further information, visit [www.oekotest.de](http://www.oekotest.de)



Stiftung Warentest creates test reports concerning electronics, household and health, as well as finances, insurance and taxes. For further information, visit [www.test.de](http://www.test.de)



The European Eco-Label was introduced in 1992 and is recognised by the European Commission, all member states of the European Union and the European Economic Area. For European consumers, the "flower" symbol indicates a high-quality, environmentally-friendly product that has been tested by independent national institutes in each of the member states. For further information visit [ec.europa.eu/environment/ecolabel/](http://ec.europa.eu/environment/ecolabel/)



All GORE-TEX® shoes and clothing bear the Guaranteed to Keep You Dry™ assurance, which means they are guaranteed to remain waterproof, windproof and breathable throughout the life of the product. For further information, visit [gore-tex.co.uk](http://gore-tex.co.uk)



Products with the OEKO-TEX® label are made exclusively from textiles which have been tested and certified in accordance with the OEKO-TEX® Standard 100. OEKO-TEX® Standard 100 is a worldwide testing and certification system for textiles, and it can be applied to raw materials, intermediate products and end products. The toxicity tests check for prohibited and regulated substances, as well as chemicals that are potentially hazardous to health. For further information, visit [www.oeko-tex.com](http://www.oeko-tex.com)



This symbol appears on cut protection clothing, gloves and shoes for users of hand-held chainsaws, that have been certified in accordance with EN 381/EN ISO 11393 and EN ISO 17249.



This indicates high-visibility clothing tested in accordance with EN ISO 20471.

**GENERAL INFORMATION**

1. This catalogue renders all previous catalogues invalid.
2. No claims can be made based on the specifications and images in this catalogue. The indicated design, technology, colours, features and prices are subject to change.
3. Original STIHL chainsaws and power tools can be recognised by their orange/grey colour combination.
4. This catalogue and all its contents are copyright protected. All rights are reserved, particularly alteration, translation and reproduction using electronic systems.

This catalogue contains numerous combinations of tools and accessories designed for different applications and different kinds of users. For normal applications, we advise the use of STIHL recommended combinations. These can be found in your tool's user manual. STIHL dealers can provide you with individual advice regarding the best combination to suit your needs.

STIHL warning about imitations: [www.stihl.com/piracy](http://www.stihl.com/piracy)

**STIHL PTY. LTD.**  
5 Kingston Park Court  
Knoxfield, Victoria 3180  
[www.stihl.com.au](http://www.stihl.com.au)

**Service numbers and email address for customers:**  
**Telephone:** 1300 366 665  
**Fax:** 1800 805 804  
**Email:** [internalsales@stihl.com.au](mailto:internalsales@stihl.com.au)

# EXPERIENCE STIHL QUALITY ONLINE



## CLICK & COLLECT - CONVENIENCE FROM YOUR COUCH!

Discover, research and compare products from the comfort of your couch with STIHL Click & Collect! Getting your next garden project started is easy with over 1,500 products to choose from, STIHL's guaranteed to have the right tool for your garden and project.

Find your local STIHL dealer at [stihldealers.com.au](http://stihldealers.com.au)

## JOIN THE STIHL MAILING LIST AND BE INSPIRED!

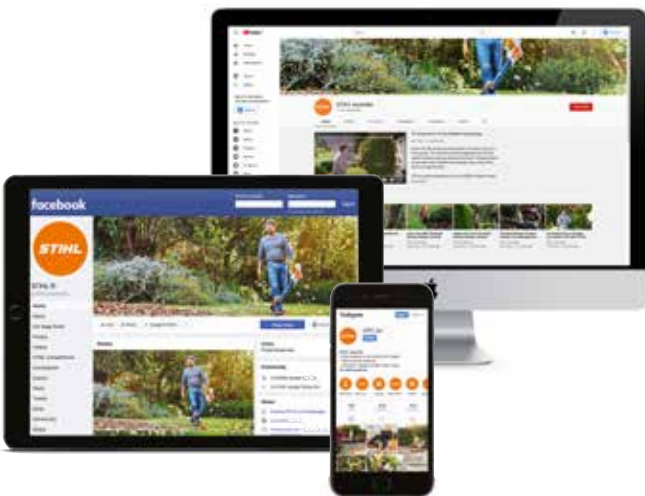
For a garden that's a cut above the rest, join the STIHL mailing list for the latest how to guides, new products, special offers and inspiration from our valued partners; Garden Gurus and Royal Botanic Gardens Victoria.

Join our mailing list today at [newsletter.stihl.com/au/en](http://newsletter.stihl.com/au/en)



## STAY SOCIAL WITH STIHL

For all the latest news and updates, including new products and seasonal gardening tips and tricks from our expert partners, make sure you keep in touch by following our social channels.



 FACEBOOK



 INSTAGRAM



 YOUTUBE



# STIHL IN-STORE

Whether for sawing, mowing, trimming, cleaning or cutting – everyone appreciates the uncompromising quality and reliability of STIHL products. And to make sure STIHL continues to deliver complete satisfaction, our products are only available from your local authorised STIHL dealer.

## STIHL SERVICE PARTNERS

You will always be in good hands at an authorised STIHL dealer – they provide excellent service, advice and handling tips. They can advise you on the best power tools for your needs, give you useful tips on how to use the machine correctly, and provide professional service. They will help to make sure your STIHL power tool remains a pleasure to use for many years to come.

## STIHL ORIGINAL SPARE PARTS

Maximum reliability, even in extreme conditions, is a hallmark of STIHL power tools. If anything should ever go wrong with your power tool, STIHL has original spare parts on hand that will significantly enhance the performance, safety, and service life of your STIHL power tool. **STIHL stocks original spare parts for at least 10 years after a chainsaw or power tool has been discontinued**, so buying STIHL is always a great long-term investment. Original spare parts can be identified by the STIHL logo or the stylised "S" spare parts symbol.



## STIHL QUALITY CONTROL

Stringent quality requirements are applied in all areas of the company to ensure the high standards of STIHL power tools. STIHL complies with the globally applicable ISO 9001 and ISO 14001 standards for comprehensive quality and environmental management.

We are constantly developing and enhancing our entire range, which is why the design, technology and features of our products are subject to change.

## FOR YOUR SAFETY

If not used in the approved manner, all our products can cause harm to the user or other people, animals and objects in the immediate vicinity. It is therefore essential to carefully read the entire user manual before starting and/or using a product for the first time, and to follow the safety instructions.

## BRAND PROTECTION

Quality and safety for our customers are of the utmost importance to us. Our products are therefore protected by the following registered trademarks of ANDREAS STIHL AG & Co. KG:

STIHL logo

**STIHL**

STIHL spare parts logo



The orange and grey colour combination



**STIHL**  
**TIMBERSPORTS®**



## TUNE INTO THE LATEST TIMBERSPORTS® ACTION

WATCH ON 

FRI 4PM / SAT 12:30PM / SUN 10AM AEDT  
OR ANYTIME: [7PLUS.COM.AU/TIMBERSPORTS](http://7PLUS.COM.AU/TIMBERSPORTS)

STIHL TIMBERSPORTS® is one of the most exciting sports on the planet. The action is intense, and athletes bring unparalleled precision, power and speed to the competition. It's a sport that truly must be seen to be believed, so make sure you tune in to 7mate or follow the TIMBERSPORTS® socials today!

STAY UP TO DATE WITH ALL THE LATEST NEWS ON  
THE TIMBERSPORTS® SOCIAL CHANNELS



@STIHLTIMBERSPORTSAU

# DOUBLE YOUR WARRANTY WITH **STIHL MOTOMIX®** OR **HP ULTRA** TWO STROKE OIL.\*

**\*Buy one 1 litre bottle of HP Ultra or 4 l of MotoMix® and double your standard warranty from 2 to 4 years.**

The 'Double Your Warranty' promotion is designed for you to increase your warranty by a further 2 years.

Your warranty is extended when you purchase a 1 Litre bottle of STIHL HP Ultra Two Stroke oil or 4 litres of MotoMix. The product and lubricant/fuel must be purchased at the same time. Eligible products only.


The STIHL Standard 'Double Your Warranty' offer is valid on homeowner and landowner petrol powered products (as listed below) only in non-income or commercial producing applications. Battery and electric powered products do not qualify.



| CHAINSAWS    | BLOWERS              | HEDGE TRIMMER |
|--------------|----------------------|---------------|
| MS 170       | BG 56                | HS 45 - 450   |
| MS 171       | SH 56 C-E            | HS 45 - 600   |
| MS 180       | <b>YARD BOSS</b>     | HS 46 C-E     |
| MS 181       | MM 56                | <b>AUGERS</b> |
| MS 181 C-BE  | <b>KOMBI</b>         | BT 45         |
| MS 211       | KM 56 R-CE           |               |
| MS 211 C-BE  | <b>GRASS TRIMMER</b> |               |
| MS 231       | FS 38                |               |
| MS 231 C-BE  | FS 45                |               |
| MS 251       | FS 45 C-E            |               |
| MS 251 C-BEQ | FS 50 C-E            |               |
| MS 251 C-BE  | FS 55 R-CE           |               |
| MS 271       | FS 55 C-E            |               |
| MS 291       |                      |               |
| MS 291 C-BE  |                      |               |
| MS 311       |                      |               |
| MS 391       |                      |               |



**FOR FURTHER INFORMATION AND ADVICE:**



0463 931 8323, M862,5, L9, Mohn. Printed in Australia © ANDREAS STIHL AG & Co. KG 2021. Printed on PEFC-certified paper. The PEFC certificate (Programme for the Endorsement of Forest Certification Schemes) stands for sustainable forest management with the goal of ensuring that forest ecosystems remain intact for future generations. Independent certifying bodies monitor adherence to regulations concerning the awarding of this seal of approval. Companies that use PEFC-certified paper demonstrate their commitment to the environment and their responsible attitude towards wood – an invaluable raw material. For further information, visit [www.pefcaustralia.org.au](http://www.pefcaustralia.org.au)