



**STIHL**

# CATALOGUE 2025 I

EN

# EXPERTISE SINCE 1926

---

As a family business, we are proud to be the experts in working with and in nature. What started with the first transportable chainsaw in the forestry industry almost 100 years ago now encompasses a wealth of solutions, not only in forestry, but also gardening and landscaping, construction, private applications and more. STIHL power tools are synonymous with outstanding technology, simple and safe handling and fast work progress. After all, we believe that being an expert means knowing the needs of our customers, advancing the right technologies and always delivering top quality.

We continue to rely on our worldwide network of specialist dealers who provide advice on purchases, service and maintenance issues. At the same time, it's important that information and advice are accessible outside shop opening hours too; that's why we are continuing to expand our STIHL online channels and our website includes digital product advisors, for example, which can guide you to solutions and suitable accessories in no time at all. The package is completed with practical application tips for using STIHL products. What was right when we started out is still true today: We are there where the customer needs us, with what they need, and that is how we continue to be experts in working with and in nature.

## Your Stihl family

Dr Nikolas Stihl  
Chair of the Advisory Board

Selina Stihl  
Deputy Chair of the Advisory Board

Karen Tebar  
Deputy Chair of the Advisory  
Board





**TIME FOR THE  
OUTDOORS**

---

---

<b>BATTERY POWER</b>	Battery system solution for professional users	FROM PAGE 10
	Battery power systems for domestic use	FROM PAGE 36

---

<b>SAWING AND CUTTING</b>	Chainsaws, pole pruners and cutting attachments	FROM PAGE 60
	Hedge trimmers and long-reach hedge trimmers	FROM PAGE 104
	KombiSystem and MultiSystem	FROM PAGE 114
	Concrete cutters and cut-off machines	FROM PAGE 122

---

<b>MOWING AND PLANTING</b>	Robotic mowers	FROM PAGE 133
	Grass trimmers, brushcutters and clearing saws	FROM PAGE 142
	Earth auger	FROM PAGE 167
	Mistblowers and sprayers	FROM PAGE 173

---

<b>CLEANING AND TIDYING</b>	Blowers and shredder vacs	FROM PAGE 182
	Sweeping machines	FROM PAGE 194
	High pressure cleaners	FROM PAGE 196
	Vacuum cleaners	FROM PAGE 208
	Garden shredders	FROM PAGE 214

---

<b>ACCESSORIES</b>	Smart solutions	FROM PAGE 219
	Fuels and lubricants	FROM PAGE 224
	Personal protective equipment	FROM PAGE 232
	Hand tools and forestry accessories	FROM PAGE 254

---

<b>BRAND SHOP</b>		FROM PAGE 262
-------------------	--	---------------

---

<b>TECHNOLOGY HIGHLIGHTS IN DETAIL - GLOSSARY AND EXPLANATION OF SYMBOLS</b>		FROM PAGE 281
--	--	---------------

---

# NEW PRODUCTS OVERVIEW

## BATTERY POWER

### AP-System

BGA 250 blower	25
REA 100 PLUS pressure washer	23
RMA 353 V lawn mower	21
TSA 300 cut-off machine	20

### AK-System

MSA 80 C-B chainsaw	37
REA 60 PLUS pressure washer	45

### AS-System

ASA 20 pruning shears	51
BGA 30 blower	51
RCA 20 pressure washer	50

## ACCESSORIES

### Adapters

ADA 1000 dual slot battery adapter	30
------------------------------------	----

### Chargers

AL 5 quick charger	54
AL 5-2 quick charger	54

### Cut-Off Machines

Diamond cutting wheels	130
Composite resin cutting wheels	129

### Personal Protective Equipment

Function light safety glasses	247
-------------------------------	-----





# BATTERY POWER

**APM**  
SYSTEM

**AKM**  
SYSTEM

**ASM**  
SYSTEM

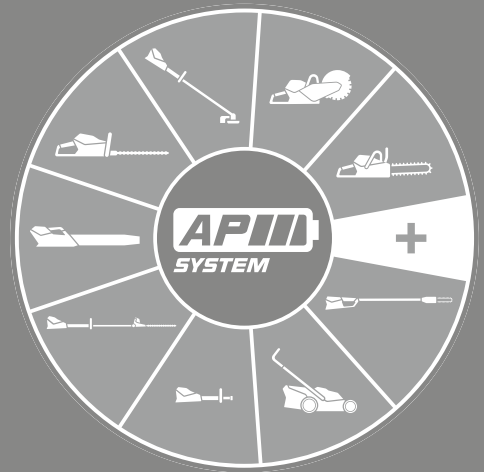
**AM**



# AP-SYSTEM

REAL PRO POWER THAT IMPRESSES DAY AFTER DAY.

The STIHL AP-System impresses with great power, long battery life, quiet operation and powerful lithium-ion batteries which you can use with flexibility. In short, the AP-System offers everything you need to perform your landscaping, gardening and tree maintenance tasks effectively and with zero emissions. That includes the usual STIHL quality, an extensive range of accessories, and smart energy and charge management.



AP 200

### MSA 160 C-B

36 V • 1.25 kW • 3.1 kg<sup>ⓐ</sup>



Battery chainsaw for use in noise-sensitive areas. STIHL Quick Chain Tensioning, tool-free bar lube cap, with 1/4" PM3 saw chain for a precise cut and high cutting performance.

MSA 160 C-B excluding battery and charger<sup>ⓑ</sup>

Bar length **30 cm**  
Order number **MA03 200 0004**



AP 300 S

### MSA 220 C-B

36 V • 2.1 kW • 3.7 kg<sup>ⓐ</sup>



Battery chainsaw with a wide range of uses. Up to 20% more cutting performance compared to the MSA 200 C-B. Its high capacity and professional cutting attachment is suitable for a huge range of applications, such as felling and delimiting wood, cutting it to length, and building with it. Easy to manoeuvre, ergonomic and easy to use. STIHL Quick Chain Tensioning, tool-free bar lube cap, with 3/8" PS3 saw chain for very high cutting performance, metal felling spikes.

MSA 220 C-B excluding battery and charger<sup>ⓑ</sup>

Bar length **35 cm**  
Order number **MA03 200 0020**

Bar length 40 cm  
Order number MA03 200 0021



AP 300 S

### MSA 200 C-B

36 V • 1.8 kW • 3.3 kg<sup>ⓐ</sup>



Battery chainsaw with high cutting performance for use in noise-sensitive areas. 44% more cutting performance compared to the MSA 160 C-B. STIHL Quick Chain Tensioning, tool-free bar lube cap, with 1/4" PM3 saw chain for a precise cut and high cutting performance. Metal felling spikes.

MSA 200 C-B excluding battery and charger<sup>ⓑ</sup>

Bar length **35 cm**  
Order number **MA03 200 0010**



PAGE **226**

### BIOPLUS CHAIN OIL



Environmentally friendly plant-based oil for optimal lubrication and a longer service life for your saw chain and guide bar. Particularly well suited to battery powered chainsaws.

B = STIHL Quick Chain Tensioning  
C = Comfort version  
O = Oil sensor  
ⓐ Weight excluding battery, including guide bar and saw chain  
ⓑ Weight excluding battery, guide bar and saw chain  
ⓐ With guide bar and saw chain



AP 500 S

**MSA 300 C-O**

36 V · 3.0 kW · 4.5<sup>Ⓢ</sup> / 5.4 kg<sup>Ⓢ</sup>



The worlds most powerful professional battery chainsaw. High performance capacity with three selectable operating modes for outstanding work in a range of applications. With STIHL .325" RS Pro saw chain and Light O4 guide bar for very strong cutting performance. Easy, convenient handling thanks to intuitive operation and notification cockpit with LED display and control handle with potentiometer function for infinitely variable speed control. STIHL anti-vibration system, integrated cooling air filter and standard oil sensor with LED display to show when oil is running low. Mounting point for the STIHL Smart Connector 2 A on the power tool housing.

**MSA 300 C-O** excluding battery and charger<sup>Ⓢ</sup>

Bar length **40 cm**  
Order number **MA02 200 0024**

Bar length 45 cm  
Order number MA02 200 0027

Bar length 50 cm  
Order number MA02 200 0029

**Additional versions:** **40 cm**

**MSA 300 C-O** **MA02 200 0062**

excluding battery and charger with SC 2A



**Note:** Only when teamed with the STIHL AP 500 S battery can the MSA 300 C-O be operated to the full extent of its functionality. If other STIHL batteries are used, we can neither guarantee that all functions will be available nor that the maximum possible sawing performance will be achieved.



AP 200

**MSA 161 T**

36 V • 1.25 kW • 2.1<sup>①</sup> / 2.5 kg<sup>②</sup>



Lightweight, professional battery arborist saw<sup>③</sup> for use in noise-sensitive areas. With 1/4" PM3 saw chain for a precise cut and high cutting performance, captive nut on the sprocket cover. For more information on features and specifications turn to page 80.

MSA 161 T excluding battery and charger<sup>④</sup>

Bar length **30 cm**  
Order number **1252 200 0044**

**FELLING SPIKES**

Large metal felling spikes for coarse-barked wood.



For MSA 220 T and MSA 220 TC-O  
Order number **MA01 664 0500**



AP 300 S

**MSA 220 TC-O**

36 V • 2.1 kW • 2.7<sup>①</sup> / 3.3 kg<sup>②</sup>



Powerful professional battery arborist saw<sup>③</sup> for delimiting pieces of trunk, crown correction and removing dead wood. With the STIHL 3/8" PS3 Pro saw chain for optimised energy efficiency and up to 20% more cutting performance than the STIHL 3/8" PS saw chain. Electronic operating system with an unlock button for simple saw activation makes for particularly easy operation. Operator cockpit with 180° LED display for information on the operating status of the chainsaw as well as the engaged chain brake. Fitted as standard with an oil sensor and LED display for active notification when the oil level is low. Easy-clean air filter for long service life and optimum engine cooling, side-mounted chain tensioning, tool-free oil tank cap, and captive nut on the sprocket cover.

MSA 220 TC-O excluding battery and charger<sup>④</sup>

Bar length **30 cm<sup>⑤</sup>**  
Order number **MA01 200 0046**

Bar length **35 cm<sup>⑤</sup>**  
Order number **MA01 200 0047**

**Additional versions:**

MSA 220 T excluding battery and charger<sup>④</sup> **30 cm<sup>⑤</sup>** MA01 200 0044  
**35 cm<sup>⑤</sup>** MA01 200 0045  
 Excluding oil sensor

AP 200  
AP 200 S



AP 300 S



AP 500 S



	BATTERY POWER <sup>⑥</sup>	187 Wh	281 Wh	337 Wh
BATTERY RANGE <sup>⑥</sup> (EXAMPLE USE) AND WORKING TIME PER BATTERY CHARGE <sup>⑦</sup> (up to...)				
<b>MSA 160 C-B</b>		42 min 210 cuts	62 min 310 cuts	74 min 370 cuts
<b>MSA 161 T</b>		42 min 200 cuts	62 min 300 cuts	74 min 360 cuts
<b>MSA 200 C-B</b>	When sawing square timber (10 × 10 cm) up to...	42 min 160 cuts	50 min 270 cuts	60 min 320 cuts
<b>MSA 220 C-B</b>		32 min 150 cuts	37 min 300 cuts	44 min 350 cuts
<b>MSA 220 T / MSA 220 TC-O</b>		16 min 150 cuts	29 min 290 cuts	34 min 340 cuts
<b>MSA 300 C-O</b>		-	-	20 - 44 min <sup>⑧</sup> 320 cuts

C = Comfort version  
O = Oil sensor  
T = Top handle

① Weight excluding battery, guide bar and saw chain  
 ② Weight excluding battery, including guide bar and saw chain  
 ③ With guide bar and saw chain  
 ④ Specially designed for working among tree branches; only for use by trained arborists  
 ⑤ With lightweight guide bar  
 ⑥ Weight excluding battery, guide bar and saw chain, including protective foot

⑦ Including guide bar, saw chain and protective foot  
 ⑧ Power capacity according to the specifications of the cell manufacturer. The actual power capacity available during operation is lower, to increase service life

WHILE STOCKS LAST

**HTA 66**

36 V • 1.05 kW  
3.3 kg<sup>Ⓞ</sup>



Very lightweight and quiet yet powerful battery pole pruner for grounds, garden and orchard maintenance. With 1/4" PM3 saw chain for precise biting characteristics and good cutting performance, lightweight drive head with branch hook and rigid shaft. Total length 263 cm. For more information on features and specifications turn to page 82.



ACCESSORIES:  
**PROTECTIVE FOOT**

See page 29

HTA 66 excluding battery and charger<sup>Ⓞ</sup>  
Order number **LA03 200 0004**

**HTA 86**

36 V • 1.05 kW  
4.6 kg<sup>Ⓞ</sup>



Powerful battery pole pruner. Quiet and very low-vibration. For professional use in tree maintenance, orchards and local authorities. For pruning trees, removing dead wood and breakage from storms, and for cutting back fruit trees. Lightweight and compact drive head with sturdy branch hook for easy removal of loose cuttings from the tree. Square telescopic shaft for high level of rigidity, protecting against twisting and deflection with rapid adjustment. 1/4" PM3 saw chain for good cutting performance. Total length 270 - 390 cm.



ACCESSORIES:  
**PROTECTIVE FOOT**

See page 29


HTA 86 excluding battery and charger<sup>Ⓞ</sup>  
Order number **LA03 200 0002**

**HTA 135**

36 V • 1.5 kW  
6.8 kg<sup>Ⓞ</sup>



Quiet and low vibration. For professional use in tree maintenance, orchards and local authorities. For pruning trees, removing dead wood and breakage from storms, and for cutting back fruit trees. 1/4" PM3 saw chain, lightweight magnesium gear case with cast-on, sturdy branch hook for easy removal of loose cuttings from the tree. Rigid professional telescopic shaft with rapid adjustment for a precise cut. Mounting point for the STIHL Smart Connector 2 A on the power tool housing. Total length 285 - 405 cm.



**INCLUDING PROTECTIVE FOOT**



HTA 135 excluding battery and charger<sup>Ⓞ</sup>  
Order number **LA01 200 0002**



Ⓞ The values provided are estimates and may vary depending on the actual cutting work done  
 Ⓞ The battery working times and area specifications for each battery charge are estimates and may vary depending on how the tool is used and what is being cut  
 Ⓞ The working time per battery charge varies depending on the operating mode selected




**FSA 86 R**

36 V • 0.65 kW  
3.2 kg<sup>①</sup>



AP 200

Powerful battery brushcutter in a contemporary design for mowing along the side of obstacles, as well as around trees and bushes. Cutting circle diameter 350 mm. Ergonomic control handle with infinitely variable speed control, loop handle, and sturdy aluminium shaft, spacer bracket. With AutoCut C 6-2 mowing head as standard. Alternatively, the PolyCut 6-2 mowing head with plastic blades is available as an accessory.



ACCESSORIES:  
**HARNES**



See page 150

FSA 86 R excluding battery and charger  
Order number **FA05 011 5700**

**WHILE STOCKS LAST**

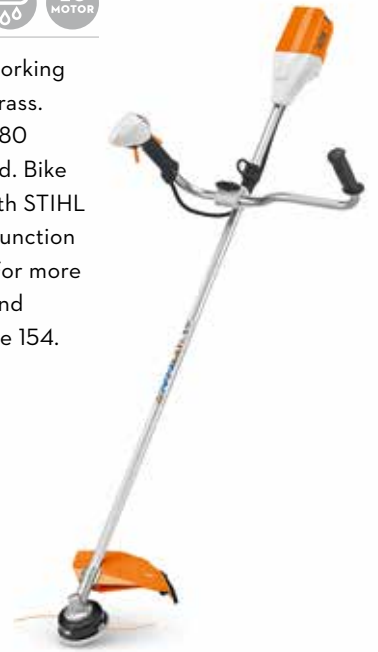
**FSA 90**

36 V • 3.2 kg<sup>①</sup>



AP 300 S

Battery brushcutter for working on large areas of tough grass. Cutting circle diameter 380 mm with line mowing head. Bike handle, control handle with STIHL ECOSPEED partial load function to extend working time. For more information on features and specifications turn to page 154.



FSA 90 excluding battery and charger  
Order number **4863 200 0089**

**Additional versions:**

FSA 90 R excluding battery and charger  
Order number **4863 200 0090**




**FSA 120**

36 V • 1.0 kW  
4.8 kg<sup>①</sup>



AP 300 S

Powerful battery brushcutter with excellent cutting performance for mowing tough grass. Brushless EC motor, speed control and two power settings (Eco and Max), optimal balance, tool recognition, ergonomic bike handle, tool-free adjustment. With AutoCut 27-2 mowing head. Wide range of cutting tools available as accessories. For more information on features and specifications turn to page 154.



FSA 120 excluding battery and charger  
Order number **FA08 200 0002**

**Additional versions:**

FSA 120 R excluding battery and charger  
Order number **FA08 200 0005**

R = Loop handle  
① Weight excluding battery, including cutting tool and guard  
② Weight excluding battery, cutting tool and guard

**FSA 135**

36 V · 1.2 kW  
3.2 kg<sup>®</sup>



AP 300 S



Robust and powerful battery brushcutter with an AP battery slot in the power tool. For mowing grass and scrub in noise-sensitive environments. Cutting circle diameter 420 mm with AutoCut C 26-2 mowing head. Single-handed multi-function handle with speed control and LED display, ergonomic bike handle, shoulder harness, air filter for a long service life. Versatile use due to wide range of STIHL cutting tools. Mounting point for the STIHL Smart Connector 2 A on the power tool housing.

**FSA 135** excluding battery and charger  
Order number **FA01 200 0000**

**Additional versions:**

**FSA 135 R** excluding battery and charger  
Order number **FA01 200 0029**

**FSA 200**

36 V · 2.0 kW  
5.7 kg<sup>®</sup>



AP 500 S



Powerful battery brushcutter from STIHL for professional applications in noise-sensitive areas. For mowing grass and scrub. Extended mowing diameter up to 450 mm with AutoCut C 26-2. Multifunction handle with speed control, LED display, professional antivibration system for low levels of interference, ergonomic bike handle, tool-free adjustment. Double Shoulder Harness, metal air filter for long service life with AutoCut C 26-2 mowing head. Wide range of cutting tools available as accessories.

**FSA 200** excluding battery and charger  
Order number **FA03 200 0000**

**Additional versions:**

**FSA 200 R** excluding battery and charger  
Order number **FA01 200 0007**



AP 200



### HSA 100

36 V • 3.7 kg<sup>Ⓢ</sup>



Powerful universal hedge trimmer for use in noise-sensitive areas. Long-lasting sharpness, double-sided cutting blade with 34 mm tooth spacing for excellent cutting performance and rapid work progress. Ergonomic, effortless working, even over longer periods, thanks to optimal power tool balance, rotatable multi-function handle, loop handle and STIHL anti-vibration system. Anti-block system for easy change of the cutting blades' rotational direction in the event of blockages. EC engine for constant output and long service life. Screw-on cut protection, blade tip protector for low-wear work close to the ground or along walls. For more information on features and specifications turn to page 108.

HSA 100 excluding battery and charger

Bar length **60 cm**  
Order number **HA07 011 3530**



PAGE **229**

**SUPERCLEAN**

Loosens resin and dirt from hedge trimmer blades and also acts as corrosion protection and lubricant. Available in a 300 ml spray can.

AP 300 S



### HSA 130 R

36 V • 4.1 kg<sup>Ⓢ</sup>



Extremely powerful and sturdy professional battery hedge trimmer with double-sided cutting blades in the pruning version. Low blade speed for powerful cuts. EC engine for constant output and long service life. Rotating multi-function handle with three-setting stroke rate, ergonomic-operation loop handle with internal switch, friction-optimised blades and screw-on cut and tip protector. Mounting point for the STIHL Smart Connector 2 A on the power tool housing. Battery operation with the aid of the AP holster with connecting cable and a carrying system, or an AR backpack battery (see page 31).

HSA 130 R excluding battery and charger

Bar length **75 cm**  
Order number **4869 011 3561**

AP 300 S



### HSA 130 T

36 V • 3.9 kg<sup>Ⓢ</sup>



Extremely powerful and sturdy professional battery hedge trimmer with double-sided cutting blades in the trimming version. High blade speed for a particularly precise and clean cutting pattern. EC engine for constant output and long service life. Rotating multi-function handle with three-setting stroke rate, ergonomic-operation loop handle with internal switch, friction-optimised blades and screw-on cut and tip protector. Mounting point for the STIHL Smart Connector 2 A on the power tool housing. Battery operation with the aid of the AP holster with connecting cable and a carrying system, or an AR backpack battery (see page 31).

HSA 130 T excluding battery and charger

Bar length **60 cm**  
Order number **4869 011 3566**

R = Pruning  
T = Trimming

Ⓢ Weight excluding battery



BATTERY POWER



### HLA 66

36 V • 3.8 kg<sup>①</sup>



Lightweight battery long-reach hedge trimmer for pruning hedges and shrubs as well as plants close to the ground. The cutter bar can be adjusted through 115° without the use of tools, for head-height, side, and ground-level cutting. Double-sided cutting blade for a clean cutting pattern. Constant blade stroke and work progress under load. Loop handle, infinitely variable speed control, and intuitive control handle. Transport length with cutter bar folded up 125 cm; total length 205 cm. For more information on features and specifications turn to page 112.



ACCESSORIES:  
**PROTECTIVE FOOT**



See page 29

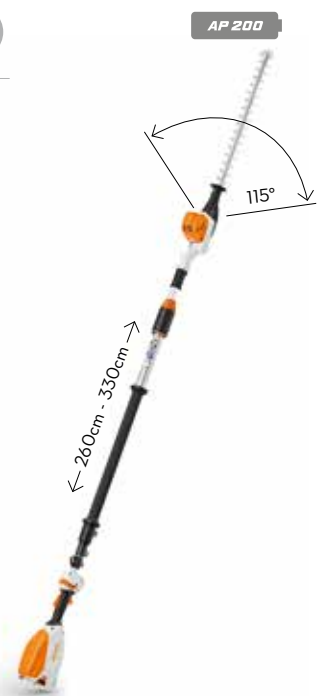
HLA 66 excluding battery and charger  
Bar length **50 cm**  
Order number **4859 011 2910**

### HLA 86

36 V • 4.8 kg<sup>①</sup>



Battery extendable long-reach hedge trimmer with significant range for professional use. Particularly well-suited for pruning tall hedges and shrubs as well as cutting back plants close to the ground. Ergonomic work due to a stable square-cut telescopic shaft. Both the shaft length and cutter bar can be adjusted tool-free. The cutter bar can be pivoted through 115° for head-height, side, and ground-level cutting. Double-sided cutting blade for a clean cutting pattern, infinitely variable speed control, and intuitive control handle. Transport length with cutter bar folded up 180 cm; total length 260 - 330 cm.



ACCESSORIES:  
**PROTECTIVE FOOT**



See page 29

HLA 86 excluding battery and charger  
Bar length **50 cm**  
Order number **4859 011 2930**

### HLA 135

36 V • 5.6 kg<sup>①</sup>



The most powerful battery long-reach hedge trimmer in the STIHL range, for professional use in noise-sensitive areas. For cutting shrubs and bushes as well as plants near the ground, and the whole spectrum from trimming to pruning. The cutter bar can be adjusted through 145° without the use of tools, for head-height, side, and ground-level cutting. Double-sided cutting blade for a clean cutting pattern. Intuitive control handle with an LED display. Mounting point for the STIHL Smart Connector 2 A on the power tool housing. Total length 249 cm. For more information on features and specifications turn to page 112.



ACCESSORIES:  
**PROTECTIVE FOOT**



See page 29

HLA 135 excluding battery and charger  
Bar length **60 cm**  
Order number **HA04 200 0001**

### HLA 135 K

36 V • 5.0 kg<sup>①</sup>



The most powerful battery long-reach hedge trimmer in the STIHL range for professional use in noise-sensitive areas. For cutting shrubs and bushes as well as plants near the ground, and the whole spectrum from trimming to pruning. The cutter bar can be adjusted through 145° without the use of tools for head-height, side, and ground-level cutting. Double-sided cutting blade for a clean cutting pattern. Intuitive control handle with an LED display. Mounting point for the STIHL Smart Connector 2 A on the power tool housing. Total length 219 cm. For more information on features and specifications turn to page 112.



ACCESSORIES:  
**PROTECTIVE FOOT**



See page 29

HLA 135 K excluding battery and charger  
Bar length **50 cm**  
Order number **HA04 200 0005**

K = Short shaft

① Weight excluding battery

ACCESSORIES:  
**PROTECTIVE FOOT**



See page 29

AP 3005

**KMA 135 R**

36 V • 1.0 kW<sup>①</sup> • 3.4 kg<sup>②</sup>



Robust and powerful battery KombiEngine in a contemporary design with an AP battery slot in the power tool. For working in noise-sensitive environments. Versatile use due to the wide range of 14 STIHL KombiTools. Ergonomic control handle with three-level speed preselection and LED display as well as infinitely variable speed control, loop handle, and air filter for long service life. Mounting point for the STIHL Smart Connector 2 A on the power tool. For more information on features and specifications turn to page 114.
















**KMA 135 R** excluding battery and charger  
Order number **FA02 011 6800**



BATTERY POWER



**RELATED KOMBITOOLS:**

 <b>FS-KM</b> LINE MOWING HEAD	 <b>BF-KM</b> PICK TINE	 <b>KW-KM</b> POWER SWEEPER	 <b>HL-KM 145°</b> LONG-REACH HEDGE TRIMMER
 <b>FS-KM</b> GRASS-CUTTING BLADE	 <b>HT-KM</b> POLE PRUNER	 <b>KB-KM</b> BRISTLE BRUSH	 <b>FH-KM</b> SCRUB CUTTER
 <b>FCB-KM</b> EDGE TRIMMER	 <b>BG-KM</b> BLOWER	 <b>RG-KM</b> ROTARY CUTTING HEAD	 <b>SP-KM</b> HARVESTER - LOW SPED
 <b>FCB-KM</b> EDGE TRIMMER - STRAIGHT SHAFT	 <b>FBD-KM</b> BED REDEFINER	 <b>SHAFT EXTENSION</b> CARBON FIBRE	

 **ADDITIONAL INFORMATION ON KOMBITOOLS**  
SEE FROM PAGE 117

R = Loop handle  
 ① Further comparison values for KombiEngines are available on page 114  
 ② Weight excluding battery and KombiTool  
 ③ Ear protection must be worn when using the BG-KM blower



**TSA 230**®

36 V • 3.9 kg<sup>③</sup>



Easy-to-maneuvre battery cut-off machine for 230 mm cutting wheels. Suitable for indoor and outdoor use, up to 70 mm cutting depth, water connection with ball valve and hose coupling for wet cutting, spindle lock, maintenance-free belt drive. For more information on features and specifications turn to page 126.

**TSA 230** excluding battery and charger  
Order number **4864 011 6600**



**AVAILABLE Q1**  
**TSA 300**®

36 V • 8.3 kg<sup>③</sup>



Compact battery cut-off machine for 300 mm cutting wheels and up to 110 mm cutting depth for precise cuts. Suitable for indoor and outdoor use. Reduced weight thanks to magnesium protection. Balanced and easy to use. Powerful, almost wear-free EC motor. STIHL Power Boost and Constant Power for high power output and long battery life. Prepared for STIHL Smart Connector 2 A. Also suitable for special applications such as rescue and fire services. For more information on features and specifications turn to page 126.

**TSA 300** excluding battery and charger  
Order number **TA02 011 6606**





AP 300 S

**AVAILABLE Q1**  
**RMA 353 V**

36 V • 30.0 kg<sup>①</sup>



Efficient self-propelled battery lawn mower with a 51 cm cutting width for medium to large-sized areas of lawn. Central cut-height adjustment (25 - 101 mm), 1.0 - 4.5 km/h electric Vario wheel drive and folding bar with 3-setting height adjustment for comfortable work. Including 75 litre grass catcher with fill-level indicator.

**RMA 353 V** excluding battery and charger  
Order number **WA32 011 1430**



AP 200

**RMA 443 C**

36 V • 21.0 kg<sup>①</sup>



Powerful and manoeuvrable battery lawn mower for larger areas of lawn. Adjustable mono comfort handlebars for ergonomic work. 6 position central cut-height adjustment, 25 - 75 mm, automatic ECO blade speed control, and flow-optimised blades ensure longer battery life. Robust UV tolerant polymer housing, folding 55-litre grass catcher with fill level display, cutting width 41 cm.

**RMA 443 C** excluding battery and charger  
Order number **6338 011 1415**



AP 300 S

**RMA 510 - WHILE STOCKS LAST**

36 V • 28.0 kg<sup>①</sup>



This powerful battery lawn mower is easy to manoeuvre, quiet and, above all, emission-free. With its cutting width of 51 cm, you can efficiently mow medium-sized to large lawns. The engine has an eco mode so that you can mow as large an area of lawn as possible with one charge. This automatically regulates the speed as you mow. With the central cutting height adjustment, you can set the desired length of your lawn in 7 stages from 35 - 90 mm. The 75 litre grass catcher is easy to empty and transport.

**RMA 510** excluding battery and charger  
Order number **6372 011 1402**

- C = Comfort
- V = Vario wheel drive
- ① Weight excluding battery
- ② Delivery includes composite resin cutting wheel for structural steel and stainless steel
- ③ Weight excluding battery and cutting wheel





AP 300 S



**RMA 510 V - WHILE STOCKS LAST**

36 V • 29.0 kg<sup>Ⓢ</sup>



Efficient self-propelled battery lawn mower with a 51 cm cutting width for medium to large-sized areas of lawn. Central cut-height adjustment (25 - 100 mm), 1.5 - 4.5 km/h electric Vario wheel drive and folding bar with 3-setting height adjustment for comfortable work. Including 70-litre grass catcher with fill-level indicator.

RMA 510 V excluding battery and charger  
Order number **6372 011 1412**

ACCESSORIES:  
**ADA 1000  
DOUBLE  
BATTERY SLOT  
ADAPTER**



See page 30

AR 3000 L



**RMA 765 V**

36 V • 44.0 kg<sup>Ⓢ</sup>



Robust professional self-propelled battery lawn mower for regular care of lawns in particularly noise-sensitive areas such as residential locations, schools, and hospital gardens. 63 cm cutting width, 2-blade flow-optimised mowing unit, 25 - 100 mm independent wheel cut-height adjustment, 6 stage electric Vario wheel drive, and height-adjustable folding comfort handlebar. 80-litre grass catcher with fill-level indicator.

RMA 765 V excluding battery and charger  
Order number **6392 011 1407**





AP 200

**KGA 770**

36 V • Container capacity 50 L • Sweep width 77 cm • 16.0 kg<sup>Ⓢ</sup>



Battery sweeping machine for large areas both indoors and outdoors. STIHL MultiClean PLUS sweeping system, 7-setting central height adjustment, lateral guide roller, transport handle, stores upright to save space, ergonomically shaped 2-setting height-adjustable push bar. Easy and effortless to push due to the battery operation of the circular brushes and power sweep. This enables thorough cleaning of edges and corners, even when the machine is stationary.

**KGA 770** excluding battery and charger  
Order number **4860 011 4704**

ACCESSORIES:  
**HIP BELT WITH HOLSTER**



See page 29

AP 200



**SGA 85**

36 V • 17.0 l • 6.2 kg<sup>Ⓢ</sup>



Comfortable battery sprayer for the application of liquid pesticides and fertilisers in gardening and landscaping as well as fruit, vegetable and wine cultivation. High-performance thanks to a powerful diaphragm pump with 6 Bar of operating pressure. Adjustable hollow cone nozzle, infinitely variable pressure adjustment during operation by means of rotary controller, large filler opening for easy topping up of the tank, retainer for safe storage of the lance during breaks in work. Ergonomic carrying system with adjustable chest strap for very comfortable working. Additional hip belt and various nozzles available as accessories for a range of uses and applications.

**SGA 85** excluding battery and charger  
Order number **4854 011 6100**



AP 300 S

**AVAILABLE NOW**  
**REA 100 PLUS**

36 V • max 150 bar • max 300 l/h • 7.0 kg<sup>Ⓢ</sup>



Particularly mobile and flexible, for cleaning work wherever no power or water connection is available. Thanks to battery technology and water suction mode, work can be carried out independently of power and water connections. Wherever a water source is enough for the job. Ideal setting for any surface thanks to stepless pressure adjustment, compact design, integrated hose reel with 6 m high-pressure hose, long service life thanks to brushless EC motor and aluminium pump, as well as quick nozzle changeover without conversion thanks to the 3-in-1 multi-nozzle. For more information on features and specifications turn to page 206.

**REA 100 PLUS** excluding battery and charger  
Order number **RA01 011 7610**

C = Comfort      Ⓢ Weight excluding battery  
V = Vario wheel drive



BATTERY POWER



AP 300 S

**BGA 86**36 V • 15 N<sup>Ⓣ</sup> • 2.8 kg<sup>Ⓣ</sup>

Comfortable-to-operate, powerful battery blower for professional use, particularly in urban areas such as playgrounds and car parks. For removing leaves, plant waste, and dirt. Round nozzle, soft handle, three-setting length-adjustable blower tube, adjustable blowing force. Flat nozzle for increased air speed available as an accessory. For more information on features and specifications turn to page 188.

**BGA 86** excluding battery and charger  
Order number **BA02 011 5900**

AR 3000 L

**BGA 100**36 V • 17 N<sup>Ⓣ</sup> • 2.5 kg<sup>Ⓣ</sup>

Pleasantly quiet, lightweight and very powerful battery blower for professional use, especially in urban, noise-sensitive areas. Round nozzle, soft grip handle, four power levels including boost function, three-setting length-adjustable blower tube, lifting eyelet for support cushion (accessories). Flat nozzle for increased air speed available as an accessory. Battery operation via a connecting cable and battery belt, AP carrying system, or AR backpack battery (see page 31).

**BGA 100** excluding battery and charger  
Order number **4866 011 5900**

**OPTIONAL  
HIP PAD KIT**

AR 3000 L

**BGA 200**36 V • 21 N<sup>Ⓣ</sup> • 3.2 kg<sup>Ⓣ</sup>

Pleasantly quiet for professional use in urban and noise-sensitive areas. Hand-held operation is ideal for use in narrow and awkward spaces. For extended periods or large areas of work, the dedicated comfort carrying system gives you the option of easily hooking the BGA 200 onto a STIHL harness (sold separately). Switching between hand-held and mounted mode is incredibly quick and easy. The curved shape of the BGA 200 ensures there is no tipping or turning effect on the blower, reducing the strain on your wrist. The second handle and locking throttle make it even more comfortable to use. At the press of a button, the blower tube length can be very easily adapted for different cleaning situations such as cleaning in corners. The comfort carrying system that is sold separately is secured to the belt of an AR backpack battery.

**BGA 200** excluding battery and charger, including comfort carrying system  
Order number **BA01 011 5900**

Ⓣ Power given in Newton (N) for comparison of blower outputs

Ⓣ Weight excluding battery

AP 300 S

AR 3000 L



**AVAILABLE Q1**

**BGA 250**

36 V • 26 N<sup>Ⓢ</sup> • 2.7 kg<sup>Ⓢ</sup>



The most powerful handheld blower from STIHL with constant blowing power throughout the battery life. Ideal for quick, short tasks in horticulture and landscaping. Excellent manoeuvrability and low-fatigue work thanks to short, compact design and central positioning of the battery under the handle. Significant reduction of unpleasant frequencies for working in noise-sensitive environments. Prepared for networked working via STIHL connected thanks to Smart Connector 2A. For more information on features and specifications turn to page 188.

**BGA 250** excluding battery and charger  
Order number **BA06 011 5900**

**BGA 300**

36 V • 26 N<sup>Ⓢ</sup> • 7.4kg<sup>Ⓢ</sup>



The most powerful battery blower from STIHL for professional applications in noise sensitive areas. High air speed for quickly removing wet, heavy leaves. The unique STIHL Noise Reduction System makes this a very quiet tool. Variable blowing power adjustment with four available settings including Boost. Rapid adjustment of the blower tube length and handle position. Ergonomic carrying system with hip belt. Can be used with AR L backpack batteries as well as the new ADA 1000 double battery slot adapter with up to two AP batteries. AR L backpack battery, ADA 1000 and AP batteries not included in delivery.

**BGA 300** excluding battery and charger  
Order number **BA03 011 5900**



BATTERY POWER



# STIHL AP AND AR L BATTERIES

## POWERHOUSES FOR ANY CHALLENGE

### THE BEST IN ITS CLASS: AP 500 S

The AP 500 S sets new standards for batteries and raises to a new level the battery life for all power tools in the STIHL AP-System. This is made possible by our innovative power laminate technology. The unique, particularly robust cells deliver significantly more power output and capacity, while boasting twice the battery life and number of possible charging cycles of all other STIHL batteries. This means you can rely on even more STIHL battery power as you work.

- ✓ Up to 20% longer periods of use compared to the AP 300 S
- ✓ Weighs just 2.0 kg with a power capacity of 337 Wh and an output level of 3.0 kW
- ✓ Integrated into STIHL connected via integrated Bluetooth® interface



## AP 500 S



### AP 200<sup>Ⓢ</sup>



### NEW AP 200 S



### AP 300<sup>Ⓢ</sup>



### NEW AP 300 S

### AP BATTERIES



- ✓ Powerful lithium-ion batteries
- ✓ Easy integration into STIHL connected via integrated Bluetooth® interface on the AP 200 S, AP 300 S and AP 500 S
- ✓ Charge-level indicator via 4 green LED lights
- ✓ Lightweight design
- ✓ Suitable for use in rainy conditions

Suitable for all power tools with a battery slot and for battery power tools with socket in conjunction with the AP holster including connecting cable, the battery belt with harness or the AP carrying system. IPX4 certified.

**AP 200<sup>Ⓢ</sup>** 187 Wh battery power<sup>Ⓢ</sup>, 1.3 kg  
Order number **4850 400 6560**

**AP 200 S** 187 Wh battery power<sup>Ⓢ</sup>, 1.3 kg  
Order number **4850 400 6565**

**AP 300<sup>Ⓢ</sup>** 227 Wh battery power<sup>Ⓢ</sup>, 1.7 kg  
Order number **4850 400 6570**

**AP 300 S** 281 Wh battery power<sup>Ⓢ</sup>, 1.8 kg  
Order number **4850 400 6585**

**AP 500 S** 337 Wh battery power<sup>Ⓢ</sup>, 2.0 kg  
Order number **EA01 400 6500**

Ⓢ Power capacity according to the specifications of the cell manufacturer. The actual power capacity available during operation is lower, to increase service life

Ⓢ Weight excluding carrying system

Ⓢ Limited stock - check availability with your local STIHL dealer



**AR L BATTERIES**

- ✓ Robust lithium-ion batteries with a very high power capacity for long running times
- ✓ Easily integrated into STIHL connected via integrated Bluetooth® interface
- ✓ Charge-level indicator via 6 green LED lights
- ✓ Can be used in the rain
- ✓ Comfortable carrying system available as an accessory

Can be used directly with BGA 300 and RMA 765 V. Also suitable for battery power tools with socket in conjunction with the AR L carrying system and the AR L connecting cable, as well as power tools with a battery slot in conjunction with the AP adapter. IPX4 certified.

**AR 2000 L** excluding AR L connecting cable, AP adapter and AR L carrying system, 1,015 Wh battery power<sup>Ⓞ</sup>, 7.4 kg<sup>Ⓞ</sup>  
 Order number **4871 400 6510**

**AR 2000 L set** with AR L connecting cable and AP adapter (excluding AR L carrying system), 1,015 Wh battery power<sup>Ⓞ</sup>  
 Order number **4871 200 0000**

**AR 3000 L** excluding connecting cable AR L, AP adapter and carrying system AR L, 1,520 Wh battery power<sup>Ⓞ</sup>, 9.5 kg<sup>Ⓞ</sup>  
 Order number **4871 400 6520**

**AR 3000 L set** with AR L connecting cable and AP adapter (excluding AR L carrying system), 1,520 Wh battery power<sup>Ⓞ</sup>  
 Order number **4871 200 0001**

**i**

STIHL batteries with this symbol are additionally certified in accordance with the IPX4 protection class. The standard confirms that the products are resistant to water splashing from any direction, as already certified by internal testing.



**AL 101 STANDARD CHARGER**

240 V. Compatible with STIHL AK and AP batteries. With charge-level indicator (LED). Cable tie with Velcro strap. Wall-mounting possible.

Order number **4850 430 2525**



**QUICK CHARGERS**

240 V. For shorter charge times for STIHL AK, AP and AR L batteries. Wall attachment and cable tie with Velcro strap. With operating mode indicator via LED and active battery cooling.

**AL 301**  
 Order number **EA09 430 5505**

**AL 500**  
 Order number **4850 430 5705**



**AL 301-4 MULTIPLE BATTERY CHARGER**

240 V. Multiple battery charger for charging up to 4 AP batteries or three AP batteries and an AR backpack battery overnight. Sequential battery charging. Can be secured either to the wall or on a shelf, or permanently installed in a vehicle. With operating mode indicator via LED and active battery cooling. Connecting cable and AP adapter for charging AR backpack batteries not included as standard.

Order number **EA04 430 5505**



## AR L CARRYING SYSTEM

Carrying system for tool-free attachment of AR 2000 L and AR 3000 L. With 3-setting length-adjustable shoulder straps for individual adjustment to user height and flexible hip belt for ergonomic work. Power is supplied via the connecting cable (not included) and, as an optional extra, the AP adapter powering AP Battery system tools with battery slot, such as a BGA 86 or HSA 100.



Order number **4871 490 0400**

## AP CARRYING SYSTEM

Convenient, lightweight carrying system for up to two AP batteries. Can be used in combination with an AP holster and a connecting cable – as an alternative to AR backpack batteries. Suitable for tools with a socket and tools with a battery slot.



Order number **4850 490 0400**

## CONNECTING CABLE FOR AR L BATTERIES

For power supply when charging AR L batteries and when operating battery power tools. Cable length: 180 cm.



Order number **4871 440 2000**

## CATCHER PLATE FOR CUTTING BLADES

For catching and removing cuttings. For a 50 cm cutting length, can be fitted tool-free on both sides.



For HS 45, HSA, HLA & HSE

Order number **4859 740 3300**

Ⓞ The maximum output is limited for some power tools when used with an AR battery with connecting cable or an AP battery in a holster. Battery life remains unchanged.



## BGA 200 HIP PAD KIT

The comfort carrying system enables the BGA 200 to be used in different ways – either hand-held or hooked into a slot on the side of the user's body. These two modes can be switched between easily and incredibly rapidly, making your work so much easier – particularly during longer periods of use. The comfort carrying system can only be used in combination with a carrying system for AR L backpack batteries. It cannot be used with the battery belt or the AP carrying system. AR L batteries and the carrying system for AR L batteries are not included in the scope of delivery.

For BGA 200

Order number **BA01 490 0400**

## AP HOLSTER WITH CONNECTING CABLE<sup>Ⓞ</sup>

Makes it possible to transfer energy between a STIHL AP battery and a tool with a socket. Can be combined with the carrying system and the battery belt with harness. Cable length: 120 cm. With integrated electronics for overload switching with acoustic signals.



Order number **4850 440 5101**

## PLUG COVER

Protects against dust and dirt during longer periods of storage.



For battery power tools with sockets,

such as the BGA 100, BGA 200, HSA 130 R and HSA 130 T

Order number **4850 432 2301**

## COVER FOR AP-SYSTEM BATTERY SLOT

For covering the battery slot on battery power tools in the STIHL AP-System. Protects against dust and dirt during longer periods of storage.



Order number **4850 602 0900**



**BATTERY BELT WITH HARNESS**

Sturdy and ergonomically shaped belt with comfortable harness for weight distribution across hips and shoulders. Reduced total weight in the hand, as the battery in the AP holster with connecting cable is worn on the belt. Power is supplied by using this with additional accessories, such as the AP holster with connecting cable for tools with a socket, and additionally with an AP adapter for tools with a battery slot. Not suitable for the BGA 200 comfort carrying system.

Order number **4850 490 0500**

**ACCESSORIES: BAG FOR BATTERY BELT**

Can be used to easily carry another AP battery or accessories such as safety glasses, gloves or resin remover spray. Attaches to the battery belt or AR carrying system.



Order number **4850 491 0101**

**ACCESSORIES: AP ADAPTER**

For power transfer between a STIHL AP battery, combined with the AP holster and connecting cable, or with a STIHL AR battery and a power tool with a battery slot, and for charging in combination with AL 301, AL 500 or AL 301-4.



Order number **4850 440 0505**

**ACCESSORIES: WEIGHT KITS FOR AP ADAPTER**

Attached to the AP adapter to improve the balance of the machine, e.g. for FSA 90, approx. 500 g.



Order number **4850 007 1001**

**HIP BELT WITH HOLSTER**

Makes it easier to carry the SGA 85 battery sprayer when full. The SGA 85 lance can be fastened into the hip belt holster during breaks.



For SGA 85  
Order number **4854 710 9100**

**HIP PAD KIT**

Support cushion with strap adapter for securing the support cushion to the battery belt with harness, to the AP carrying system or to the AR L carrying system.



For BGA 100, KMA 130 R, KMA 135 R, FSA 130, FSA 130 R, FSA 135 and FSA 135 R  
Order number **0000 007 1045**

**PROTECTIVE FOOT**

For protecting the power tool and battery from direct contact with the ground.



For HTA 66, HTA 86, HLA 66 and HLA 86  
Order number **4857 007 1001**

**PROTECTIVE FEET**

For protecting the power tool and battery from direct contact with the ground. Already included in delivery with the HTA 135.



For HLA 135, HTA 135, and KMA 135 R  
Order number **LA01 007 1002**

For HLA 56 and HTA 50  
Order number **HA01 007 1000**





Battery box S

Battery box M

Battery box L

## BATTERY BOXES (SYSTEMER<sup>3</sup> SYSTEM)

For safe storage and easy, compact transport of batteries, chargers and other accessories. The boxes are stackable and it is possible to access a single box within a stack thanks to the T-Loc closure.

### Battery box S

With tray for two AP batteries and one AL charger.

Order number **0000 882 9703**

### Battery box M

With trays for six AP batteries and one AL charger.

Order number **0000 882 9704**

### Battery box L

With base cushion, e.g. for one AR L battery and a carrying system or for AP batteries.

Order number **0000 882 9705**



## BATTERY CARRIER

For simple and practical transport of up to six AP batteries. Stackable to three high. AP batteries not included in delivery.



Order number **4850 490 0600**

## ADA 1000

The ADA 1000 adapter is an alternative to the AR 2000 L and AR 3000 L backpack batteries and has two slots which can fit any AP battery. It weighs significantly less than an AR backpack battery, and has an automatic switchover feature - meaning when one battery runs out of power, it will automatically switch over to the next one.

Compatible with:

BGA 300.1 leaf blower

BGA 300.0 leaf blower ①

RMA 765 V battery lawn mower



Order number **6909 400 4300**

① When used on the BGA 300.0 version it will not have the automatic switchover feature due to differences in software between the two models. To determine which BGA 300 you have, refer to the label on the machine or speak with your local STIHL Approved Dealer.

## CARRY BAG



Lightweight, durable bag for transport and storage of all STIHL KombiEngines with a loop handle, and the FS-KM or HL-KM KombiTools. Also ideal for the KMA 80 R, KMA 135 R, HSA 50, HSA 60, HSA 100, HLA 56, BGA 57, BGA 60, BGA 86 and BGA 100 battery power tools, each with one battery and charger. The contents shown are not included with the bag.

Order number **0000 881 0507**



# POWER TOOLS WITH A SOCKET

## ENERGY SUPPLY AND CARRYING SYSTEMS



HSA 130 R



BGA 100



HSA 130 T



BGA 200

### BATTERY POWER SUPPLY



AP 200  
AP 200 S  
AP 300  
AP 300 S  
AP 500 S



AP holster with connecting cable<sup>Ⓞ</sup>



AR 2000 L  
AR 3000 L



Connecting cable for AR L batteries



AR 2000 L  
AR 3000 L



Connecting cable for AR L batteries



AP adapter

### CARRYING SYSTEMS



Battery belt with harness or AP carrying system



Carrying system for AR L

### ATTACHMENT OPTIONS



Hip Pad Kit for BGA 100



Hip Pad Kit for the BGA 200

<sup>Ⓞ</sup> The maximum output is limited for some power tools when used with an AR battery with connecting cable or an AP battery in a holster. Battery life remains unchanged.






BATTERY POWER <sup>①</sup> (Wh)	187	187	227
BATTERY CHARGING TIMES, CAPACITY: 80% / 100% (min)			
AL 101	150/200	150/200	190/250
AL 301	40/55	40/55	50/75
AL 301-4	40/55	40/55	50/75
AL 500	30/45	30/45	25/35
WORKING HOURS PER BATTERY CHARGE <sup>②</sup> (up to ... min)			
MSA 160 C-B	42	42	50
MSA 161 T	42	42	50
MSA 200 C-B	42	42	40
MSA 220 C-B	32	32	37
MSA 220 T / MSA 220 TC-O	16	16	25
MSA 300 C-O	-	-	-
HTA 66	42	42	55
HTA 86	42	42	55
HTA 135	22	22	35
HSA 100	150	150	190
HSA 130 R / HSA 130 T	108 - 84 <sup>②</sup>	108 - 84 <sup>②</sup>	135 - 105 <sup>②</sup>
HLA 66	144	144	180
HLA 86	144	144	180
HLA 135 / HLA 135 K	64	64	77
FSA 86 R with line mowing head / with PolyCut	35/60	35/60	40/70
FSA 90 R with nylon mowing head	24	24	30
FSA 90 with grass-cutting blade	36	36	45
FSA 120 R with nylon mowing head	30 - 20 <sup>②</sup>	30 - 20 <sup>②</sup>	40 - 25 <sup>②</sup>
FSA 120 with grass-cutting blade	60 - 40 <sup>②</sup>	60 - 40 <sup>②</sup>	80 - 50 <sup>②</sup>
FSA 135 with grass-cutting blade	50 - 30 <sup>②</sup>	50 - 30 <sup>②</sup>	70 - 40 <sup>②</sup>
FSA 135 R with nylon mowing head	28 - 17 <sup>②</sup>	28 - 17 <sup>②</sup>	36 - 19 <sup>②</sup>
FSA 200 with grass-cutting blade	32 - 16 <sup>②</sup>	32 - 160 <sup>②</sup>	38 - 19 <sup>②</sup>
FSA 200 R with nylon mowing head	20 - 10 <sup>②</sup>	20 - 10 <sup>②</sup>	24 - 12 <sup>②</sup>


- Recommended battery
- Reduced tool performance
- Not recommended
- Only while stocks last!

① Power capacity according to the specifications of the cell manufacturer. The actual power capacity available during operation is lower, to increase service life  
 ② The battery working times and area specifications for each battery charge are estimates and may vary depending on how the tool is used and what is being cut

AP 300 S 



281

AP 500 S 



337

AR 2000 L 



1,015

AR 3000 L 



1,520

	AP 300 S	AP 500 S	AR 2000 L	AR 3000 L
	230/300	280/355	-	-
	55/80	70/90	220/290	330/430
	55/80	70/90	220/290	330/430
	30/45	40/55	110/150	170/220
	62	74	-	-
	62	74	-	-
	50	60	-	-
	37	44	-	-
	29	34	-	-
	-	20 - 44 <sup>ⓐ</sup>	-	-
	68	82	210	300
	68	82	210	300
	70	54	160	240
	225	270	1,135	1,700
	167 - 130 <sup>ⓐ</sup>	200 - 155 <sup>ⓐ</sup>	690 - 565 <sup>ⓐ</sup>	985 - 800 <sup>ⓐ</sup>
	223	268	715	1,040
	223	268	715	1,040
	95	114	345	520
	52/85	62/102	185/300	280/450
	37	44	130	195
	56	67	195	285
	50 - 30 <sup>ⓐ</sup>	60 - 35 <sup>ⓐ</sup>	200 - 120 <sup>ⓐ</sup>	300 - 180 <sup>ⓐ</sup>
	110 - 60 <sup>ⓐ</sup>	130 - 70 <sup>ⓐ</sup>	380 - 180 <sup>ⓐ</sup>	460 - 260 <sup>ⓐ</sup>
	100 - 50 <sup>ⓐ</sup>	120 - 60 <sup>ⓐ</sup>	310 - 160 <sup>ⓐ</sup>	430 - 240 <sup>ⓐ</sup>
	45 - 25 <sup>ⓐ</sup>	54 - 30 <sup>ⓐ</sup>	160 - 90 <sup>ⓐ</sup>	220 - 130 <sup>ⓐ</sup>
	20 - 10 <sup>ⓐ</sup>	40 - 20 <sup>ⓐ</sup>	120 - 60 <sup>ⓐ</sup>	180 - 90 <sup>ⓐ</sup>
	20 - 10 <sup>ⓐ</sup>	40 - 20 <sup>ⓐ</sup>	120 - 60 <sup>ⓐ</sup>	180 - 90 <sup>ⓐ</sup>

ⓐ Working times when used with other KombiTools are available at [stihl.com.au/en/stihl-technology/battery-technology](http://stihl.com.au/en/stihl-technology/battery-technology)  
 ⓑ Level 1 - level 3 / 4  
 ⓒ The working time per battery charge varies depending on the operating mode selected  
 ⓓ Infinitely variable adjustment of minimum - maximum output

ⓔ Boost / normal






	AP 200 !	AP 200 S	AP 300 !
<b>BATTERY POWER<sup>Ⓢ</sup> (Wh)</b>	187	187	227
<b>WORKING HOURS PER BATTERY CHARGE<sup>Ⓢ</sup> (up to ... min)</b>			
<b>KMA 135 R</b> with FS-KM, line mowing head <sup>Ⓢ</sup>	28 - 14 <sup>Ⓢ</sup>	28 - 14 <sup>Ⓢ</sup>	36 - 17 <sup>Ⓢ</sup>
<b>KMA 135 R</b> with FS-KM, grass-cutting blade <sup>Ⓢ</sup>	50 - 30 <sup>Ⓢ</sup>	50 - 30 <sup>Ⓢ</sup>	70 - 40 <sup>Ⓢ</sup>
<b>TSA 230</b>	14	14	18
<b>TSA 300 - COMING Q1</b>	9	9	13
<b>KGA 770</b>	168	168	210
<b>SGA 85</b>	1,000	1,000	-
<b>BGA 86</b>	17	17	21
<b>BGA 100</b>	66, 28, 17, 12 <sup>Ⓢ</sup>	66, 28, 17, 12 <sup>Ⓢ</sup>	83 / 16
<b>BGA 200</b>	49, 21, 11, 7 <sup>Ⓢ</sup>	49, 21, 11, 7 <sup>Ⓢ</sup>	78 / 12
<b>BGA 250 - COMING Q1</b>	27, 17, 13, 13 <sup>Ⓢ</sup>	27, 17, 13, 13 <sup>Ⓢ</sup>	32, 20, 14, 10 <sup>Ⓢ</sup>
<b>BGA 300</b>	16, 13, 13, 13 <sup>Ⓢ</sup>	16, 13, 13, 13 <sup>Ⓢ</sup>	20, 15, 12, 11 <sup>Ⓢ</sup>
<b>REA 100 PLUS</b>	12 - 30 <sup>Ⓢ</sup>	12 - 30 <sup>Ⓢ</sup>	12 - 30 <sup>Ⓢ</sup>
<b>RANGE PER BATTERY CHARGE<sup>Ⓢ</sup> (up to ... m<sup>2</sup>)</b>			
<b>RMA 353 V - COMING Q1</b>	196	196	238
<b>RMA 443 C</b>	300	300	450
<b>RMA 510</b> !	230	230	280
<b>RMA 510 V</b> !	196	196	238
<b>RMA 765 V</b>	-	-	400



- Recommended battery
- Reduced tool performance
- Not recommended
- ! Only while stocks last!

- Ⓢ Power capacity according to the specifications of the cell manufacturer. The actual power capacity available during operation is lower, to increase service life
- Ⓢ The battery working times and area specifications for each battery charge are estimates and may vary depending on how the tool is used and what is being cut

AP 300 S 



281

AP 500 S 



337

AR 2000 L 



1,015

AR 3000 L 



1,520

	45 - 22 <sup>Ⓢ</sup>	54 - 26 <sup>Ⓢ</sup>	160 - 80 <sup>Ⓢ</sup>	200 - 115 <sup>Ⓢ</sup>
	100 - 50 <sup>Ⓢ</sup>	120 - 60 <sup>Ⓢ</sup>	310 - 160 <sup>Ⓢ</sup>	430 - 240 <sup>Ⓢ</sup>
	22	26	-	-
	16	20	-	-
	260	312	-	-
	-	-	-	-
	26	31	90	140
	103, 44, 26, 20 <sup>Ⓢ</sup>	123, 52, 31, 24 <sup>Ⓢ</sup>	375, 160, 100, 75 <sup>Ⓢ</sup>	555, 225, 140, 105 <sup>Ⓢ</sup>
	95, 38, 20, 14 <sup>Ⓢ</sup>	114, 45, 24, 17 <sup>Ⓢ</sup>	315, 146, 76, 53 <sup>Ⓢ</sup>	500, 220, 117, 85 <sup>Ⓢ</sup>
	40, 25, 17, 12 <sup>Ⓢ</sup>	48, 30, 21, 14 <sup>Ⓢ</sup>	145, 91, 62, 44 <sup>Ⓢ</sup>	218, 136, 93, 65 <sup>Ⓢ</sup>
	25, 18, 14, 10 <sup>Ⓢ</sup>	29, 21, 17, 12 <sup>Ⓢ</sup>	97, 72, 57, 48 <sup>Ⓢ</sup>	140, 105, 83, 61 <sup>Ⓢ</sup>
	14 - 45 <sup>Ⓢ</sup>	17 - 50 <sup>Ⓢ</sup>	-	-
	286	343	-	-
	560	650	-	-
	336	440	-	-
	286	343	-	-
	400	480	2,050	3,100



Ⓢ Working times when used with other KombiTools are available at [stihl.com.au/en/stihl-technology/battery-technology](http://stihl.com.au/en/stihl-technology/battery-technology)  
 Ⓢ Level 1 - level 3 / 4  
 Ⓢ The working time per battery charge varies depending on the operating mode selected  
 Ⓢ Infinitely variable adjustment of minimum - maximum output

Ⓢ Boost / normal



# AK-SYSTEM

## CONQUER AMBITIOUS PROJECTS

You will be impressed by the power and stamina of the AK-System. Equipped with this extensive range of power tools, you can meet any challenge in your garden. All AK batteries can be easily combined with AL 101 or AL 301 chargers, and any power tool from the AK-System.



AK 20

### MSA 60 C-B

36 V • 0.9 kW • 2.5<sup>Ⓞ</sup> / 2.9 kg<sup>Ⓞ</sup>



Lightweight and comfortable battery chainsaw for occasional grounds maintenance and straightforward but skilled manual jobs. 1/4" PM3 saw chain for excellent cutting performance and a clean cut, ergonomic control lever with potentiometer function for infinitely variable speed control, STIHL chain tensioning for tool-free tensioning of the saw chain, transparent oil tank for easy visual checking of the fill level. For more information on features and specifications turn to page 78.

#### MSA 60 C-B set with AK 20 and AL 101<sup>Ⓞ</sup>

Bar length **30 cm**  
Order number **MA04 011 5870**

#### MSA 60 C-B excluding battery and charger<sup>Ⓞ</sup>

Bar length **30 cm**  
Order number **MA04 011 5800**



AK 30

### MSA 70 C-B

36 V • 1.1 kW • 2.5<sup>Ⓞ</sup> / 2.9 kg<sup>Ⓞ</sup>



Lightweight and comfortable battery chainsaw with 25% more cutting performance than the MSA 60 C-B. Ideal for occasional grounds maintenance, cutting logs on the ground and straightforward but skilled manual jobs. 1/4" PM3 saw chain for excellent cutting performance and a clean cut, ergonomic control lever with potentiometer function for infinitely variable speed control, STIHL chain tensioning for tool-free tensioning of the saw chain, transparent oil tank for easy visual checking of the fill level. For more information on features and specifications turn to page 78.

#### MSA 70 C-B set AK 30 and AL 101<sup>Ⓞ</sup>

Bar length **30 cm**  
Order number **MA04 011 5886**

#### MSA 70 C-B excluding battery and charger<sup>Ⓞ</sup>

Bar length **30 cm**  
Order number **MA04 011 5816**

 **ADDITIONAL INFORMATION ON FEATURES AND SPECIFICATIONS**

SEE **FROM PAGE 78**

B = STIHL Quick Chain Tensioning  
C = Comfort version

Ⓞ Weight excluding battery, guide bar and saw chain  
Ⓞ Weight excluding battery, including guide bar and saw chain  
Ⓞ With guide bar and saw chain



AK 30 S

**AVAILABLE Q1**  
**MSA 80 C-B**

36 V · 1.5 kW · 2.9<sup>Ⓢ</sup> / 3.3 kg<sup>Ⓢ</sup>



Powerful, versatile and easy-to-use battery chainsaw. Ideal for garden and plot maintenance, felling small trees as well as craft woodworking and cutting construction timber. 1/4" PM3 saw chain for a clean cut and high cutting performance. Softgrip handle with ergonomic control lever and potentiometer function for infinitely variable speed regulation. QuickStop Super chain brake, STIHL quick chain adjuster and transparent oil tank for convenient handling. For more information on features and specifications turn to page 78.

**MSA 80 C-B set** AK 30 S and AL 101<sup>Ⓢ</sup>  
Bar length **35 cm**  
Order number **MA04 011 5839**

**MSA 80 C-B** excluding battery and charger<sup>Ⓢ</sup>  
Bar length **35 cm**  
Order number **MA04 011 5843**



PAGE **226**

**BIOPLUS CHAIN OIL**



AK 10



### HSA 50

36 V • 2.9 kg<sup>①</sup>



Lightweight and quiet battery hedge trimmer for trimming bushes, shrubs, and medium-sized hedges. Laser-cut, diamond-ground and hardened blades, teardrop-shaped blade geometry for perfect cuts and a healthy hedge. Comfortable and effortless work due to optimum power tool balance, ergonomically shaped control handle, loop handle with inner switch, and low weight. Screw-on blade tip protector to prevent wear when working near the ground or along walls. For more information on features and specifications turn to page 108.

**HSA 50 set** with AK 10 and AL 101

Bar length **50 cm**  
Order number **4521 011 3544**

**HSA 50** excluding battery and charger

Bar length **50 cm**  
Order number **4521 011 3560**

AK 10



### HSA 60

36 V • 3.5 kg<sup>①</sup>



Battery hedge trimmer with very powerful cutting performance for demanding applications, such as trimming bushes and tall hedges. Laser-cut, diamond-ground and hardened blades, teardrop-shaped blade geometry for perfect cuts and a healthy hedge. Effortless and ergonomic working thanks to optimal power tool balance, rotatable multi-function handle, loop handle with inner switch, and STIHL anti-vibration system. Anti-block system for easy change of the cutting blades' rotational direction in the event of blockages. EC engine for constant output and long service life. Screw-on blade tip protector to prevent wear when working near the ground or along walls.

**HSA 60 set** with AK 10 and AL 101

Bar length **60 cm**  
Order number **HA06 011 3514**

**HSA 60** excluding battery and charger

Bar length **60 cm**  
Order number **HA06 011 3500**

### HLA 56

36 V • 3.8 kg<sup>①</sup>



AK 20

Lightweight battery long-reach hedge trimmer for cutting taller hedges and shrubs in your home garden. Single-sided cutter blade in a teardrop shape, variably adjusted blade angle from -45° to +90°, detachable shaft for easy transport. Carrying length 115 cm, total length 210 cm. For more information on features and specifications turn to page 112.



**INCLUDING WALL HOLDER**

**HLA 56** excluding battery and charger

Bar length **45 cm**  
Order number **HA01 011 2910**

① Weight excluding battery

② Weight excluding battery, guide bar and saw chain

③ With guide bar and saw chain

### HTA 50

36 V • 0.8 kW • 3.6 kg<sup>②</sup>



AK 20

Lightweight battery pole pruner with high cutting performance for tree maintenance work of all types. 1/4" PM3 saw chain and side-mounted chain tensioning. With branch hook for easy removal of cuttings from the tree, semi-transparent oil tank, ergonomic control unit and detachable shaft for easy transport and space-saving storage. Total length 280 cm. For more information on features and specifications turn to page 82.



**INCLUDING WALL HOLDER**

**HTA 50** excluding battery and charger<sup>③</sup>

Order number **LA02 011 6400**

③ Weight excluding battery, including cutting tool and guard

**FSA 57**36 V • 2.7 kg<sup>Ⓞ</sup>

AK 10

Very lightweight and easy-to-use battery grass trimmer for maintaining lawns and lawn edges in outdoor areas around your home. Cutting circle diameter of 280 mm, shaft length adjustable at the press of a button and handle adjustment with no need for tools. Spacer for mowing around obstacles such as trees and shrubs. Soft handle with an optimised usage concept. AutoCut C 3-2 line mowing head that can be refilled from the outside with no tools needed. Alternatively, the PolyCut 3-2 mowing head with plastic blades is available as an accessory. For more information on features and specifications turn to page 154.




**FSA 57 set** with AK 10 and AL 101  
Order number **4522 011 5744**

**FSA 57** excluding battery and charger  
Order number **4522 011 5730**

**FSA 60 R**36 V • 3.1 kg<sup>Ⓞ</sup>

AK 20

Battery grass trimmer in a contemporary design for lawn and lawn edge maintenance. Cutting circle diameter 350 mm. Ergonomic control handle with infinitely variable speed control, loop handle, and sturdy aluminium shaft. Spacer bracket for mowing around obstacles such as trees and shrubs. Easy loading bump feed AutoCut C 6-2 mowing head. Alternatively, the PolyCut 6-2 mowing head with plastic blades is available as an accessory. For more information on features and specifications turn to page 153.



ACCESSORIES:  
**HARNES**



See page 150

**FSA 60 R set** with AK 20 and AL 101  
Order number **FA04 011 5744**

**FSA 60 R** excluding battery and charger  
Order number **FA04 011 5700**



### FSA 80 R

36 V • 1.0 kW • 4.9 kg<sup>①</sup>



AK 30



The most powerful battery brushcutter in the STIHL AK-System, offering very good cutting performance for mowing grass and trimming lawn edges in your home garden. Brushless EC motor, speed control and two power settings (Eco and Max), quick handle adjustment, tool detection, and shoulder strap for fatigue-free working achieved through good balance. With AutoCut 27-2 mowing head. For more information on features and specifications turn to page 154.

**FSA 80 R set** with AK 30 and AL 101

Order number **FA08 011 5734**

**FSA 80 R** excluding battery and charger

Order number **FA08 011 5720**

### ACCESSORIES: PROTECTIVE FOOT



See page 46

AK 30 S



### KMA 80 R

36 V • 1.0 kW 3.1 kg<sup>①</sup>



Lightweight battery KombiEngine with high torque for energy-efficient, low-noise working. Versatile use due to wide range of STIHL KombiTools. AK battery slot in the power tool, brushless EC motor, speed control and two power settings (Eco and Max), loop handle with tool-free handle adjustment. Barrier bar can be easily mounted or detached. Side gearshift lock, rotating suspension eyelet. For more information on features and specifications turn to page 114.

**KMA 80 R** excluding battery and charger

Order number **FA08 011 6800**



### RELATED KOMBITOOLS:

#### FS-KM

LINE MOWING HEAD



#### HT-KM

POLE PRUNER



#### FS-KM

GRASS-CUTTING BLADE



#### BG-KM

BLOWER



#### HL-KM 145°

LONG-REACH HEDGE TRIMMER



#### RG-KM

ROTARY CUTTING HEAD



**ADDITIONAL INFORMATION ON  
KOMBITOOLS**

SEE **FROM PAGE 117**

① Weight excluding battery and attachment

② Ear protection is recommended to be worn when using the BG-KM blower

③ Weight excluding battery, including cutting tool and guard

AK 20

**BGA 57**36 V · 9 N<sup>Ⓢ</sup> · 2.3 kg<sup>Ⓢ</sup>

Pleasantly quiet battery blower. For use in residential areas to gather leaves, grass, paper and other waste into piles. Round nozzle, soft handle, and three-setting length-adjustable blower tube that can be adapted to match the user's size. Flat nozzle for increased air speed available as an accessory. For more information on features and specifications turn to page 188.

**BGA 57 set** with AK 20 and AL 101Order number **4523 011 5974****BGA 57** excluding battery and chargerOrder number **4523 011 5960**

AK 20

**BGA 60**36 V · 15 N<sup>Ⓢ</sup> · 2.3 kg<sup>Ⓢ</sup>

The most powerful battery blower in the STIHL AK-System. Ideal for gathering leaves, paper and other waste into piles. Variable blowing power adjustment with additional Boost mode for up to 60% more blowing power than the BGA 57. Powerful, durable EC engine, round nozzle, length-adjustable blower tube with metal ring to protect against wear. For more information on features and specifications turn to page 188.

**BGA 60 set** with AK 20 and AL 101Order number **BA04 011 5944****BGA 60** excluding battery and chargerOrder number **BA04 011 5900**

AK 20



**INCLUDING BLOWER TUBE  
AND COLLECTION BAG**

**SHA 56**36 V · 4.2 kg<sup>Ⓢ</sup>

A practical 2-in-1 tool for vacuuming leaves and hedge trimmings as well as blowing foliage and paper into piles. Converts easily from vacuum shredder to blower - no tools required. Turning handle with variable speed regulator for excellent ergonomics in both operating modes. Additional front handle, metal star-shaped shredder and padded harness for use as a vacuum shredder. The standard collection bag hooks onto the suction tube and has an asymmetrical design to facilitate maximum legroom. Shoulder mounted collection bag available as an accessory. Round nozzle and two-setting length-adjustable blower tube when used as a blower. For more information on features and specifications turn to page 192.

**SHA 56** excluding battery and chargerOrder number **SA02 011 7100**

Ⓢ Power given in Newton (N) for comparison of blower outputs

Ⓢ Weight excluding battery





AK 20

**RMA 235**

36 V • 14.0 kg<sup>Ⓞ</sup>



Lightweight, easy-to-manoeuvre battery lawn mower with a 33 cm cutting width for small areas of lawn. With automatic blade speed control, and flow-optimised blade for longer battery life. 25 - 65mm central cut-height adjustment. Including folding 30-litre grass catcher with fill-level indicator. Robust UV tolerant polymer housing.

**RMA 235** excluding battery and charger  
Order number **6311 011 1417**



AK 20

**RMA 239**

36 V • 13.0 kg<sup>Ⓞ</sup>



Lightweight, manoeuvrable battery lawn mower with a 37 cm cutting width for small to medium-sized areas of lawn. With flow-optimised blade, central cut-height adjustment. Includes folding 40-litre grass catcher with fill-level indicator.

**RMA 239 set** with AK 30 and AL 101  
Order number **6320 011 1465**

**RMA 239** excluding battery and charger  
Order number **6320 011 1432**





AK 30 5

**RMA 460**36 V • 25.0 kg<sup>①</sup>

Easy to operate, enables fatigue-free working and also impresses with reduced vibrations. With a cutting width of 46 cm, it is suitable for mowing and mulching medium-sized lawns. Thanks to a low noise level, it is also ideal for work in noise-sensitive areas. Includes an additional compartment for storing a spare battery. The ECO mode allows you to work in an energy-saving manner. The practical LEDs on the battery also show you the charge status. Thanks to the cutting height adjustment, you can easily set the desired cutting height in 7 stages from 35 - 98 mm. Textile grass catcher with a volume of 60 litres. Folding handlebar, for storing the lawn mower in a space-saving manner and effortless transport.

**RMA 460** excluding battery and charger  
Order number **6368 011 1402**



AK 30 5

**RMA 460 V**36 V • 26.0 kg<sup>①</sup>

Efficient self-propelled battery lawn mower with a 46 cm cutting width for medium-sized areas of lawn. With automatic ECO blade speed control, 25 - 100 mm central cut-height adjustment, 1.5km/h to 4.5km/h Vario wheel drive and 3-setting height-adjustable bar for comfortable work. Including 60-litre grass catcher

**RMA 460 V** excluding battery and charger  
Order number **6368 011 1412**







AK 30 5

**RLA 240**36 V • 15.0 kg<sup>Ⓞ</sup>

Compact battery aerator for scarifying and combing smaller areas of lawn. Central adjustment of the working depth by means of a rotary switch on the housing, handlebar with 4-setting height adjustment, 34 cm working width, 16 blades. Including an aerator roller and 50-litre grass catcher.

**RLA 240** excluding battery and charger

Order number **6291 011 6600**



AK 30 5

**AVAILABLE NOW****REA 60 PLUS**36 V • max 130 bar • max 270 l/h • 7.0 kg<sup>Ⓞ</sup>

Compact, portable battery high-pressure washer. Can be used without a power and water connection thanks to the STIHL AK-System and suction operation from optional suction hose. Quiet, powerful EC motor with robust high-pressure pump and aluminium pump head. Infinitely variable pressure adjustment. 3-in-1 nozzle with integrated rotary nozzle, fan-jet nozzle and cleaning agent nozzle. Anti-drill quick coupling and integrated hose reel with 5 m high-pressure hose. Compact, secure accessory storage directly on the high-pressure washer. For more information on features and specifications turn to page 206.

**REA 60 PLUS** excluding battery and charger

Order number **RA01 011 7600**

<sup>Ⓞ</sup> Weight excluding battery



## HLA AND HTA SHAFT EXTENSIONS

Simple 50 cm shaft extension for the HLA 56 battery long reach hedge trimmer and HTA 50 battery long reach pole pruner. Made from aluminium.



For HLA 56, weight 500 g  
Order number **HA01 820 5000**



For HTA 50, weight 465 g  
Order number **LA02 820 5000**

## PROTECTIVE FEET FOR HLA AND HTA

For protecting the power tool and battery from direct contact with the ground.



For HLA 56 and HTA 50  
Order number **HA01 007 1000**

## COLLECTION BAG ATTACHMENT SET

45 L. Reduces tool weight for fatigue-free working. Attachment set including collection bag, elbow and adapter. Tool-free mounting possible.



To suit SHA 56  
Order number **SA02 007 1000**

## PROTECTIVE FOOT FOR KMA 80R



For KMA 80R  
Order number **FA08 007 1001**



## AK BATTERIES

Compatible with the STIHL AK-System. Lightweight lithium-ion batteries with charge-level indicator (four LEDs). Available with different power capacities.



**AK 10** 72 Wh battery power, 0.8 kg<sup>Ⓞ</sup>  
Order number **4520 400 6515**

**AK 20** 144 Wh battery power, 1.2 kg<sup>Ⓞ</sup>  
Order number **4520 400 6535**

**AK 30 S** 180 Wh battery power, 1.3 kg<sup>Ⓞ</sup>  
Order number **4520 400 6545**

## AL 101 STANDARD CHARGER

240 V. Compatible with STIHL AK and AP batteries. With charge-level indicator (LED). Cable tie with Velcro tape. Wall-mounting possible.



Order number **4850 430 2525**

## AL 301 AND AL 500 QUICK CHARGERS

240 V. For shorter charge times for STIHL AK, AP and AR L batteries. Wall attachment and cable tie with Velcro tape. With operating mode indicator via LED and active battery cooling.

**AL 301**  
Order number **EA09 430 5505**



**AL 500**  
Order number **4850 430 5705**



### PROFESSIONAL TIP

#### FROM CHARGING TO STORAGE: HOW TO HANDLE BATTERIES CORRECTLY.

Charging our lithium-ion batteries is an easy and fast process. All you need to do is observe a few simple rules: batteries should always be charged at room temperature where possible. There is no need to warm them up on a radiator - in fact, doing this could actually damage the battery. If you wish to charge your battery outdoors, please ensure that the battery is not exposed to direct sunlight while it charges. In addition, it is normally sufficient to charge the battery to around 80% of its capacity. This can save you time when you need to charge it quickly.

You should also ensure that the temperature is right when transporting and storing batteries: moderate temperatures (ideally around 20°C) are best. For storage, we recommend charging or discharging the battery until two LED lights are illuminated. This charge level has been found to be ideal for long-term battery storage.

**AK 10**



**AK 20**



**AK 30 S**



**BATTERY POWER<sup>Ⓞ</sup>**

72 Wh

144 Wh

180 Wh

**BATTERY CHARGING TIMES, CAPACITY: 80% / 100%**

**AL 101**



70 / 95 min

135 / 180 min

160 / 205 min

**AL 301**



25 / 40 min

30 / 50 min

35 / 60 min

<sup>Ⓞ</sup> Power capacity according to the specifications of the cell manufacturer. The actual power capacity available during operation is lower, to increase service life





AK 10









AK 20



AK 30 S



BATTERY POWER <sup>①</sup>		72 Wh	144 Wh	180 Wh	
BATTERY RANGES <sup>②</sup> (example use) AND WORKING TIME PER BATTERY CHARGE <sup>③</sup> (up to...)					
	<b>MSA 60 C-B</b>	When sawing square timber (10 × 10 cm): up to...	18 min 60 cuts	40 min 160 cuts	55 min 190 cuts
	<b>MSA 70 C-B</b>	When sawing square timber (10 × 10 cm): up to...	18 min 60 cuts	40 min 160 cuts	45 min 210 cuts
	<b>MSA 80 C-B - COMING Q1</b>	When sawing square timber (10 × 10 cm): up to...	-	-	35 min <sup>③</sup> 230 cuts <sup>③</sup>
	<b>HTA 50</b>	When sawing square timber (10 × 10 cm): up to...	25 min 80 cuts	45 min 170 cuts	60 min 220 cuts
	<b>HSA 50</b>	Up to... of hedge	50 min 175 m <sup>2</sup>	100 min 350 m <sup>2</sup>	130 min 420 m <sup>2</sup>
	<b>HSA 60</b>	Up to... of hedge	70 min 220 m <sup>2</sup>	140 min 490 m <sup>2</sup>	175 min 560 m <sup>2</sup>
	<b>HLA 56</b>	Up to... of hedge	50 min 190 m <sup>2</sup>	100 min 380 m <sup>2</sup>	120 min 460 m <sup>2</sup>
	<b>KMA 80 R</b> (with FS-KM attachment and grass-cutting blade)	Lawn edges: up to.../ Lawn: up to...	20 - 10 min <sup>③</sup> 1,000 m / 200 m <sup>2</sup>	40 - 20 min <sup>③</sup> 2,500 m / 500 m <sup>2</sup>	50 - 30 min <sup>③</sup> 3,000 m / 600 m <sup>2</sup>
	<b>FSA 57</b>	! Lawn edges: up to.../ Lawn: up to...	25 min <sup>③</sup> 625 m / 125 m <sup>2</sup>	50 min <sup>③</sup> 1,250 m / 250 m <sup>2</sup>	60 min <sup>③</sup> 1,500 m / 300 m <sup>2</sup>
	<b>FSA 60 R</b>	Lawn edges: up to.../ Lawn: up to...	13 min <sup>③</sup> 500 m / 100 m <sup>2</sup>	30 min <sup>③</sup> 1,250 m / 250 m <sup>2</sup>	38 min <sup>③</sup> 1,500 m / 300 m <sup>2</sup>
	<b>FSA 80 R</b>	Lawn edges: up to.../ Lawn: up to...	12 - 8 min <sup>③</sup> 500 m / 100 m <sup>2</sup>	25 - 15 min <sup>③</sup> 1,250 m / 250 m <sup>2</sup>	30 - 20 min <sup>③</sup> 1,500 m / 300 m <sup>2</sup>

■ Recommended battery  
■ Reduced tool performance  
 - Not recommended

! Only while stocks last!

① Power capacity according to the specifications of the cell manufacturer The actual power capacity available during operation is lower, to increase service life

② The values provided are estimates and may vary depending on what is being cut or suctioned

③ The battery working times and area specifications for each battery charge are estimates and may vary depending on how the tool is used and what is being cut or vacuumed



BATTERY POWER










AK 10

AK 20

AK 30 S



BATTERY POWER <sup>ⓐ</sup>		72 Wh	144 Wh	180 Wh	
BATTERY RANGES <sup>ⓑ</sup> (example use) AND WORKING TIME PER BATTERY CHARGE <sup>ⓐ</sup> (up to...)					
	<b>BGA 57</b>	Dry leaves on asphalt: up to...	10 min 380 m <sup>2</sup>	22 min 760 m <sup>2</sup>	27 min 900 m <sup>2</sup>
	<b>BGA 60</b>	Dry leaves on asphalt: up to...	50 - 9 min <sup>ⓐ</sup> 380 m <sup>2</sup>	105 - 13 min <sup>ⓐ</sup> 760 m <sup>2</sup>	130 - 16 min <sup>ⓐ</sup> 900 m <sup>2</sup>
	<b>SHA 56</b>	Dry leaves on asphalt in vacuum mode / blowing mode up to...	12 min 38 m <sup>2</sup> / 300 m <sup>2</sup>	25 min 75 m <sup>2</sup> / 600 m <sup>2</sup>	30 min 90 m <sup>2</sup> / 700 m <sup>2</sup>
	<b>REA 60 PLUS</b>	When cleaning with the fan-jet or rotary nozzle	12 - 10 min <sup>ⓐ</sup>	20 - 11 min <sup>ⓐ</sup>	25 - 12 min <sup>ⓐ</sup>
	<b>RMA 235</b>	Lawn: up to...	150 m <sup>2</sup>	300 m <sup>2</sup>	400 m <sup>2</sup>
	<b>RMA 239</b>	Lawn: up to...	120 m <sup>2</sup>	250 m <sup>2</sup>	330 m <sup>2</sup>
	<b>RMA 460</b>	 Lawn: up to...	120 m <sup>2</sup>	200 m <sup>2</sup>	265 m <sup>2</sup>
	<b>RMA 460 V</b>	 Lawn: up to...	120 m <sup>2</sup>	168 m <sup>2</sup>	218 m <sup>2</sup>
	<b>RLA 240</b>	Lawn: up to...	96 m <sup>2</sup> <sup>ⓐ</sup>	190 m <sup>2</sup> <sup>ⓐ</sup>	250 m <sup>2</sup> <sup>ⓐ</sup>

ⓐ Level 1 - level 2  
 ⓑ Infinitely variable adjustment of minimum - maximum output

ⓐ Full performance capacity only achieved with AK 30 S  
 ⓐ When working in an area, only move the tool in one direction (no crossing-over)

ⓐ Use only with AK 30 S

# AS-SYSTEM

## COMPLETE A RANGE OF GARDEN JOBS WITH EASE

The compact and easy-to-handle power tools in the AS-System are perfect for occasional work outside the house and in garden maintenance. The power you need is delivered reliably by a replaceable AS 2 battery.



### AVAILABLE Q1 RCA 20

10.8 V • 1.3 kg<sup>Ⓞ</sup>



Compact battery pressure washer for versatile applications around the home and mobile use on the go. Low weight for comfortable, highly flexible work – even with one hand. Does not require a water connection thanks to the supplied suction hose. 4-in-1 nozzle for quick changeover between different applications. Includes storage bag with extensive accessories. Easy to transport and store.

#### Included in the set:

- 1 × RCA 20 basic tool
- 1 × AS 2 lithium-ion battery, 28 Wh, 10.8 V
- 1 × AL 1 standard charger
- 1 × 4-in-1 nozzle
- 1 × Spray lance extension
- 1 × Vacuum hose with filter
- 1 × Water transport container
- 1 × Cleaning agent spray set
- 1 × Storage bag

**RCA 20 set** with 2x AS 2 and AL 1  
Order number **RA02 011 7615**

**RCA 20** excluding battery and charger  
Order number **RA02 011 7600**

<sup>Ⓞ</sup> Weight excluding battery

AS 2



### AVAILABLE Q1

#### BGA 30

10.8 V · 1.58 kg<sup>Ⓞ</sup>

Lightweight battery blower with optimum blowing power for cleaning small to medium-sized paved areas such as terraces, garages and balconies close to the home. The variably adjustable blowing force makes it ideal for various cleaning tasks. Quick, tool-free changeover between the long blower tube and short nozzle. Easy handling thanks to low weight and easy-to-understand operation. Suitable for use in noise-sensitive areas.

**BGA 30 set** with 1x AS 2 and AL 1  
Order number **SA06 011 8216**

**BGA 30** excluding battery and charger  
Order number **SA06 011 8200**

AS 2



### AVAILABLE NOW

#### ASA 20

10.8 V · 0.76 kg<sup>Ⓞ</sup>

Ideal tool for easy, convenient and above all strength-saving maintenance of trees, shrubs, bushes, ornamental plants and vines. The ASA 20 effortlessly cuts branches up to 25 mm in diameter in a clean cut. Fast closing speed, progressive cutting for precise work and two different blade opening widths for high efficiency even when cutting thinner branches. Display, ergonomic handle, ideal balance, integrated on-board tool for quick and easy maintenance.

**ASA 20 set** with 1x AS 2 and AL 1  
Order number **VA05 011 6213**

**ASA 20** excluding battery and charger  
Order number **VA05 011 6200**



**SEA 20**10.8 V • 1.1 kg<sup>ⓐ</sup>

Practical battery hand vacuum for vacuuming and cleaning smaller dry areas in the garage, workshop or car. With removable collection container for easy emptying and cleaning. Crevice nozzle and universal nozzle with removable bristle attachment for a range of applications. The trigger lock feature enables continuous operation without needing to keep the control lever pressed down. Excellent filtering effect due to a two-level filter system. The charge level of the AS 2 battery can be viewed on an LED display at the press of a button. The SEA 20 is available in a set or as a standalone tool.

**Included in the set:**

- 1 × AS 2 lithium-ion battery, 28 Wh, 10.8 V
- 1 × AL 1 standard charger
- 1 × Crevice nozzle
- 1 × Universal nozzle with removable bristle attachment
- 1 × Extension hose, 49 cm
- 1 × Vacuum hose
- 1 × Carry bag

**SEA 20 set** with 1x AS 2 and AL 1Order number **SA03 011 7314****SEA 20** excluding battery and charger, including nozzles and carry bagOrder number **SA03 011 7300****SET OF MINI NOZZLES**

Accessory set for the SEA 20 battery hand vacuum consisting of three extension tubes and nozzles that can be combined with one another. For cleaning particularly tight or difficult-to-access spots such as gaps between keyboard keys.

**Included in the set:**

- 1 × Adapter
- 2 × Extensions
- 3 × Nozzles
- 1 × Storage bag

**For SEA 20**Order number **SA03 007 1000****Additional accessory:****FILTER**Order number **SA03 080 1900**

- ⓐ Weight excluding battery and cutting tool
- ⓑ Weight excluding battery and nozzles

**FSA 30**10.8 V • 0.24 kW • 2.1 kg<sup>ⓐ</sup>

The first battery trimmer in the AS-System to make straightforward work of trimming and clearing in outdoor domestic areas. Compact design, replaceable AS 2 lithium-ion battery (28 Wh) with charge-level indicator, telescopic shaft and tool-free loop handle adjustment. Folding spacer bracket, adjustable working angle for mower unit, additional mower head pivotable up to 90° for vertical edging. Switch easily between the PolyCut 3-2 and the optional line mowing head; up to 6 spare blades can be carried directly on the machine.

**FSA 30 set** with 1x AS 2 and AL 1Order number **FA10 011 5713****FSA 30** excluding battery and chargerOrder number **FA10 011 5700**

**GTA 26**10.8 V · 1.2 kg<sup>Ⓞ</sup>

Battery garden pruner with a wide range of uses. For pruning trees and shrubs, cutting up garden waste, and building with wood. With a 1/4" PM3 saw chain for high cutting power and performance. Non-slip control handle for outstanding ergonomics. Tool-free chain replacement and flexible protective hood for safe work, with charge-level indicator. The GTA 26 is available in a set or as an individual tool.

**Included in the set:**

- 1 × AS 2 lithium-ion battery, 28 Wh, 10.8 V
- 1 × AL 1 standard charger
- 1 × Light guide bar, 10 cm
- 1 × 1/4" PM3 saw chain, 10 cm
- 1 × Multioil Bio, 50 ml
- 1 × Black/ orange carry bag with eyelets for wall mounting

**GTA 26 set** with 1x AS 2 and AL 1

Bar length **10 cm**  
Order number **GA01 011 6915**

**GTA 26** excluding battery, charger and carry bag, including Multioil Bio, 50 ml

Bar length **10 cm**  
Order number **GA01 011 6905**

**HOLSTER FOR GTA 26**

Enables you to carry the GTA 26 on your belt for quick access to the tool when working. The adjustable leg strap secures the holster on your thigh for more comfortable wear. The additional flap holds the GTA 26 securely in the holster.

**For GTA 26**

Order number  
**GA01 490 1700**

**EXTENSION**

Extends reach by 150 cm, ergonomic handle arrangement and stable guidance of the GTA 26. With integrated branch hook that can be fitted to the GTA 26 without the use of tools, made from aluminium. Weight: 1.3 kg.

**For GTA 26**

Order number  
**GA01 820 5000**

**HSA 30**10.8 V · 2.0 kg<sup>Ⓞ</sup>

Ultralight, ergonomic battery hedge trimmer with good cutting performance, for trimming shrubs and hedges in your home's outdoor spaces. 45 cm bar length. Laser-cut, diamond-ground blade with 22 mm tooth spacing, integrated cut protection, screw-on tip protector, replaceable AS 2 lithium-ion battery with charge-level indicator.

**HSA 30 set** with 1x AS 2 and AL 1

Bar length **45 cm**  
Order number **6320 011 1465**

**HSA 30** excluding battery and charger

Bar length **45 cm**  
Order number **HA08 011 3500**

**HSA 40**10.8 V · 2.1 kg<sup>Ⓞ</sup>

A very light, ergonomic battery hedge trimmer with good cutting performance, for trimming shrubs and hedges in your home's outdoor spaces. 50 cm bar length. Laser-cut, diamond-ground blade with 24 mm tooth spacing, integrated cut protection, screw-on tip protector, replaceable AS 2 lithium-ion battery with charge-level indicator.

**HSA 40 set** with 2x AS 2 and AL 1

Bar length **50 cm**  
Order number **HA08 011 3533**

**HSA 40** excluding battery and charger

Bar length **50 cm**  
Order number **HA08 011 3520**

<sup>Ⓞ</sup> Weight excluding battery, including cutting attachment





AS 2

## HSA 26

10.8 V · 0.8 kg<sup>①</sup>



Lightweight and compact battery shrub shears with shrub and grass trimmer attachments. Shrub cutter to trim and maintain smaller, evergreen hedges and small-leaved ornamental trees, with optimised STIHL cutter geometry for an optimum cutting experience. Grass trimmer included for cutting lawn edges. Non-slip control handle for perfect ergonomics, rapid, toolfree blade change, and battery charge-level indicator so you can keep an eye on the remaining battery capacity at all times. The AS 2 battery works exclusively with the products in the AS System and is not compatible with the HSA 25.

### Included in the set:

- 1 × AS 2 lithium-ion battery, 28 Wh, 10.8 V
- 1 × AL 1 standard charger
- 1 × Shrub cutter, cutting length of 20 cm, including blade scabbard
- 1 × Grass trimmer, cutting width of 12 cm, including blade scabbard
- 1 × Black/ orange carry bag with eyelets for wall mounting

### HSA set with 1x AS 2 and AL 1

Bar length **20 cm**  
Order number **HA03 011 3510**

### HSA 26 excluding battery, charger and carry bag, including shrub cutter and grass trimmer

Bar length **20 cm**  
Order number **HA03 011 3504**



## TELESCOPIC SHAFT FOR HSA 26

Facilitates ergonomic working in an upright position with the HSA 26. Easy and rapid connection with the HSA 26 as well as easy changeover of the AS 2 battery in the handle. Telescopic adjustment on an infinitely variable basis, from 95–110 cm, working angle that can be adjusted through 125°, smooth running rollers, softgrip handle. The telescopic shaft only fits the HSA 26 and is not compatible with the GTA 26 or the HSA 25.

### For HSA 26

Order number  
**HA03 710 7100**

① Weight excluding battery, including shrub cutter

② Power capacity according to the specifications of the cell manufacturer. The actual power capacity available during operation is lower, to increase service life



## AS 2 BATTERY



Lightweight, compact and powerful 10.8 V battery. Compatible with all 10.8 V power tools from the STIHL AS System (not HSA 25). 28 Wh battery power. Weight: 0.2 kg.

Order number **EA02 400 6500**



## AL 1 STANDARD CHARGER

240V. Compatible with the STIHL AS 2 battery. With charge-level indicator (flashing LED pattern). Cable tie with Velcro tape. Wall-mounting possible.

Order number **EA03 430 2505**



## AVAILABLE Q1 AL 5 QUICK CHARGER

240V. Compatible with the STIHL AS 2 battery. With charge-level indicator (flashing LED pattern). Cable tie with Velcro tape. Wall-mounting possible.

Order number **EA03 430 5705**



## AVAILABLE Q1 AL 5-2 DUAL QUICK CHARGER

240V. Compatible with the STIHL AS 2 battery. Charges two batteries at once. With charge-level indicator (flashing LED pattern). Cable tie with Velcro tape. Wall-mounting possible.

Order number **EA11 430 5705**

## AS 2



28 Wh

## BATTERY POWER®

## BATTERY CHARGING TIMES CAPACITY: 80% / 100%

AL 1 60 min / 80 min

AL 5 - COMING Q1 30 min / 50 min

AL 5-2 - COMING Q1 30 min / 50 min

## BATTERY RANGES® (example use) AND WORKING TIME PER BATTERY CHARGE® (up to...)

	<b>GTA 26</b>		When sawing branches (Ø 4 cm) up to...	80 cuts
	<b>HSA 26</b>		Trim up to...	30 boxwood balls 110 min
	<b>HSA 30</b>		Up to... of hedge	50 m <sup>2</sup> 50 min
	<b>HSA 40</b>		Up to... of hedge	40 m <sup>2</sup> 40 min
	<b>FSA 30</b>		Lawn edges: up to.../ Lawn: up to...	200 m / 45 m <sup>2</sup> 19 min
	<b>BGA 30</b>	COMING Q1	Dry leaves on asphalt: up to...	150 m <sup>2</sup> 25 - 8 min <sup>Ⓢ</sup>
	<b>RCA 20</b>	COMING Q1	When cleaning with the fan-jet or rotary nozzle up to...	15 / 7.5 min <sup>Ⓢ</sup>
	<b>SEA 20</b>		Up to... vacuum time	14 min
	<b>ASA 20</b>		When cutting branches (Ø 25 cm) up to...	2,000 cuts



Ⓢ The values provided are estimates and may vary depending on what is being cut or suctioned  
 Ⓢ The battery working times and area specifications for each battery charge are estimates and may vary depending on how the tool is used and what is being cut or vacuumed

Ⓢ Infinitely variable adjustment of minimum - maximum output  
 Ⓢ ECO mode / normal operation



# AI-LINE



## GET SMALL GARDEN JOBS DONE AT A MOMENT'S NOTICE

With the quick and easy-to-operate power tools in the AI-Line, you will be fantastically well equipped to deal with tasks in your garden. To charge the integrated battery, the power tool simply needs to be connected to a wall socket.



### BGA 45

18 V • 5 N<sup>Ⓞ</sup> • 2.2 kg<sup>Ⓞ</sup>



Easy-to-manoeuvre battery blower for cleaning small outdoor areas at home. Round nozzle, integrated lithium-ion battery (45 Wh) with charge-level indicator. Battery charging time 210 min / 300 min (80% / 100%).

Order number **4513 011 5904**

**ONLY WHILE STOCKS LAST!**





**FSA 45**

18 V • 0.24 kW • 2.3 kg<sup>Ⓢ</sup>



Compact battery grass trimmer to make straightforward work of trimming and clearing in outdoor domestic areas. Integrated lithium-ion battery (36 Wh) with charge-level indicator, shaft and loop handle that can be adjusted without using tools, adjustable mowing unit working angle, including to facilitate vertical edge trimming, easy to change between the PolyCut blade and mowing line without changing the mowing head, spacer bracket. Battery charging time 145 min / 210 min (80% / 100%).

Order number 4512 011 5704

**ONLY WHILE STOCKS LAST!**



BATTERY RANGE <sup>Ⓢ</sup> (EXAMPLE USE)		WORKING HOURS PER BATTERY CHARGE <sup>Ⓢ</sup> (up to...)	
<p><b>BGA 45</b></p> 	<p>Dry leaves on asphalt: up to...</p> 	<p>200 m<sup>2</sup></p>	<p>10 min</p>
<p><b>FSA 45</b></p> 	<p>Lawn edges: up to... / Lawn: up to...</p> 	<p>250 m / 50 m<sup>2</sup></p>	<p>20 min / 12 min</p>

Only while stocks last!

<sup>Ⓢ</sup> Weight including battery

<sup>Ⓢ</sup> Power given in Newton (N) for comparison of blower outputs

<sup>Ⓢ</sup> The values provided are estimates and may vary depending on the actual cutting work done

<sup>Ⓢ</sup> The battery working times and area specifications for each battery charge are estimates and may vary depending on how the tool is used and what is being cut





# SAWING AND CUTTING



CHAINSaws



POLE PRUNERS



CUTTING ATTACHMENTS



HEDGE TRIMMERS



LONG-REACH  
HEDGE TRIMMERS



KOMBISYSTEM



MULTISYSTEM



CONCRETE CUTTERS



CUT-OFF MACHINES

## CHAINSAWS FOR DOMESTIC USE

- For domestic garden work and skilled manual jobs
- Excellent for cutting firewood
- For grounds maintenance
- For felling small trees
- For building with wood



### MS 162

30.1 cm<sup>3</sup> • 1.2 kW / 1.6 hp • 4.5 kg<sup>Ⓞ</sup>

Entry-level model for cutting firewood and smaller maintenance tasks. With a powerful STIHL 2-MIX engine, side-mounted chain tensioning, STIHL anti-vibration system and master control lever with stop function to make it easier to restart the warm chainsaw after a brief pause. Also enables all functions such as start, run and stop, to be operated with just one hand. For more information on features and specifications turn to page 78.

Bar length **30 cm**  
Order number **1148 200 0260**



### MS 172

31.8 cm<sup>3</sup> • 1.4 kW / 1.9 hp • 4.5 kg<sup>Ⓞ</sup>

Compact chainsaw for grounds maintenance. With powerful STIHL 2-MIX engine and 3/8" PMM3 saw chain for excellent cutting performance and precise cuts. STIHL anti-vibration for low-fatigue working, side-mounted chain tensioning for safe re-tensioning of the saw chain, master control lever with stop function to make it easier to restart the warm chainsaw after a brief pause in work. Also enables all functions, such as start, run and stop, to be operated with just one hand. For more information on features and specifications turn to page 78.

Bar length **35 cm**  
Order number **1148 200 0267**

**Additional versions:**  
MS 172 C-BE **35 cm**  
**1148 200 0268**

<sup>Ⓞ</sup> Weight excluding fuel, guide bar and saw chain



### MS 182

35.8 cm<sup>3</sup> • 1.6 kW / 2.2 hp • 4.6 kg<sup>Ⓞ</sup>

Compact, versatile chainsaw for private grounds maintenance and gardening and landscaping work or skilled manual jobs. With powerful STIHL 2-MIX engine for very good cutting performance, STIHL anti-vibration system for low-fatigue working, side-mounted chain tensioning for easy and safe re-tensioning of the saw chain, tool-free fuel cap as well as sturdy metal felling spikes for a precise cut. Convenient master control lever for easy control of all functions with just one hand. For more information on features and specifications turn to page 78.

Bar length **40 cm**  
Order number **1148 200 0265**

**Additional versions:**  
**MS 182 C-BE** 40 cm  
1148 200 0262



### MS 212

38.6 cm<sup>3</sup> • 1.8 kW / 2.4 hp • 4.9 kg<sup>Ⓞ</sup>

Powerful and versatile chainsaw for private grounds maintenance, gardening and landscaping, as well as building with wood or felling smaller trees. The STIHL 2-MIX engine ensures good cutting performance with low fuel consumption. With STIHL anti-vibration system, side-mounted chain tensioning, tool-free fuel cap, master control lever with stop function and single-lever control for easy, convenient handling of the chainsaw. Sturdy metal felling spikes to ensure the saw grips the wood securely for a precise cut.

Bar length **40 cm**  
Order number **1148 200 0266**

**Additional versions:**  
**MS 212 C-BE** 40 cm  
1148 200 0263



**TIME FOR THE  
OUTDOORS**

For tasks from cutting firewood to grounds maintenance or felling smaller trees, you're sure to find the perfect chainsaw for your needs among our MS 162, MS 172, MS 182 and MS 212 basic models. Equipped with a STIHL 2-MIX engine, STIHL anti-vibration system and single-lever control, each of these models offers the ideal combination of power, reliability and effortless operation. The MS 162 and MS 172 deliver proven STIHL quality at an attractive price-performance ratio, while the MS 182 and MS 212 offer long maintenance intervals along with additional comfort.





### MS 211

35.2 cm<sup>3</sup> • 1.7 kW / 2.3 hp • 4.3 kg<sup>Ⓞ</sup>

Good for cutting firewood. Side-mounted chain tensioning, switchable summer and winter modes for optimum running performance in all conditions, 3/8" .050" PM3 saw chain for good cutting performance. For more information on features and specifications turn to page 78.

Bar length **40 cm**  
Order number **1139 200 0387** **ONLY WHILE STOCKS LAST!**

**Additional versions:**  
MS 211 C-BE **40 cm**  
**1139 200 0388** **ONLY WHILE STOCKS LAST!**



### MS 231

42.6 cm<sup>3</sup> • 2.0 kW / 2.7 hp • 4.8 kg<sup>Ⓞ</sup>

Great for cutting firewood and managing small trees. Side-mounted chain tensioning for safe and easy chain tensioning, HD2 heavy duty air filter system with routing for long cleaning intervals, tool-free fuel caps for safe and easy refuelling.

Bar length **40 cm**  
Order number **1143 200 0727**

**Additional versions:**  
MS 231 C-BE **40 cm**  
**1143 200 0728**



### MS 251

45.6 cm<sup>3</sup> • 2.2 kW / 3.0 hp • 4.8 kg<sup>Ⓞ</sup>

Suitable for harvesting firewood in the forest. Side-mounted chain tensioning, sturdy and durable .325" cutting attachment, with .325" Pro saw chain for improved cutting performance. For more information on features and specifications turn to page 78.

Bar length **45 cm**  
Order number **1143 200 0737**

**Additional versions:**  
MS 251 C-BE **45 cm**  
**1143 200 0738**



### PROFESSIONAL TIP

The HD2 filter in our chainsaws delivers consistent performance - even in the toughest conditions. Its extraordinarily fine-pored filter material keeps even very fine dust and dirt away from the engine. To clean it, remove the HD2 filter and spray it with STIHL VarioClean or VarioClean Eco, briefly leaving it to take effect before rinsing out with warm water and letting it dry. Then it is ready to use again.

Ⓞ Weight excluding fuel, guide bar and saw chain



## CHAINSAWS FOR AGRICULTURE AND HORTICULTURE

- For use in agriculture, landscape maintenance and skilled manual jobs
- For cutting firewood and timber



### MS 271

50.2 cm<sup>3</sup> • 2.6 kW / 3.5 hp • 5.6 kg<sup>Ⓞ</sup>

For harvesting firewood. HD2 air filter system with routing for a long filter service life, tool-free caps for safe and easy refuelling, fast service access thanks to one-piece engine cover. Side-mounted chain tensioning, sturdy and durable .325" .050" PRO saw chain for improved cutting performance.

Bar length           **45 cm**  
Order number       **1141 200 0764**



### MS 291

55.5 cm<sup>3</sup> • 2.8 kW / 3.8 hp • 5.6 kg<sup>Ⓞ</sup>

Great for harvesting firewood. HD2 air filter system with routing for a long filter service life, tool-free fuel caps for safe and easy refuelling, .325" .050" PRO saw chain for good cutting performance.

Bar length           **45 cm**  
Order number       **1141 200 0752**

**Additional versions:**

MS 291 C-BE       45 cm                   1141 200 0753



### MS 311

59.0 cm<sup>3</sup> • 3.1 kW / 4.2 hp • 6.2 kg<sup>Ⓞ</sup>

For felling medium-density trees. HD2 air filter system with routing for very long filter service life and decompression valve for effortless starting.

Bar length           **50 cm**  
Order number       **1140 200 0695**

<sup>Ⓞ</sup> Weight excluding fuel, guide bar and saw chain



### MS 391

64.1 cm<sup>3</sup> • 3.3 kW / 4.5 hp • 6.2 kg<sup>Ⓞ</sup>

Great for cutting firewood and for building with wood. HD2 air filter system with routing for very long filter service life and decompression valve for effortless starting. For more information on features and specifications turn to page 78.

Bar length      **50 cm**  
Order number   **1140 200 0689**



PAGE **224**

### FUELS AND LUBRICANTS

Premixed fuel and lubricants



PAGE **230**

### MS CARE & CLEAN KIT

Cleaning and maintenance kit for STIHL chainsaws



## CHAINSaws FOR FORESTRY WORK

- Powerful, sustained and responsive
- Designed to overcome any professional challenge
- For all forestry work: felling, delimiting and cutting to length
- High performance, low weight and superb to work with
- Many models are fitted with STIHL M-Tronic as standard



### MS 261 C-M

50.2 cm<sup>3</sup> • 3.0 kW / 4.1 hp • 4.9 kg<sup>①</sup>

Great for working in low-density and medium-density trees. Single start position and stop-button function mean easy starting. Long-life air filter system with HD2 heavy duty filter necessitating only occasional cleaning, STIHL M-Tronic for optimum engine performance at all times and captive nuts on the sprocket cover. Side-mounted chain tensioning, sturdy and durable .325" .050" PRO saw chain for improved cutting performance. For more information on features and specifications turn to page 80.

Bar length           **40 cm**  
Order number       **1141 200 0749**



### MS 362 C-M

59.0 cm<sup>3</sup> • 3.5 kW / 4.8 hp • 5.6 kg<sup>①</sup>

Great for working in medium-density stands. Long-life air filter system with HD2 filter for highly effective filtering, STIHL M-Tronic for optimum engine performance at all times, easy starting thanks to a single start position and stop-button function, captive nuts on the sprocket cover for quick and easy chain replacement. For more information on features and specifications turn to page 80.

Bar length           **45 cm**  
Order number       **1140 200 0691**

Bar length           50 cm  
Order number       1140 200 0692

C = Comfort version  
M = STIHL M-Tronic  
i = STIHL Injection

① Weight excluding fuel, guide bar and saw chain  
② With lightweight guide bar  
③ With Rollomatic guide bar



### MS 400 C-M

66.8 cm<sup>3</sup> • 4.0 kW / 5.4 hp • 5.8 kg<sup>①</sup>

The world's first chainsaw to include a magnesium piston, for a fantastic power-to-weight ratio and a high maximum speed. With excellent cutting performance for professional use in forests. Ideal for felling, delimiting, and preparation of wood in medium-density stands. Long-life air filter system with HD2 filter for excellent filtering effect. Easy and reliable starting thanks to a single start position and stop-button function, STIHL M-Tronic for consistently high engine performance. Captive nuts on the sprocket cover; tool-free fuel caps for easy and safe filling with fuels and lubricants.

Bar length           **50 cm**  
Order number       **1140 200 0475**

#### With HEXA saw chain

Bar length           50 cm  
Order number       1140 200 0786



### MS 462 C-M

72.2 cm<sup>3</sup> • 4.4 kW / 6.0 hp • 6.0 kg<sup>①②</sup>

The lightest high-performance saw in the 70 cm<sup>3</sup> cubic capacity class. Extraordinarily easy to manoeuvre, with outstanding acceleration. For felling and delimiting in medium-density and high-density stands. Fitted with STIHL M-Tronic as standard, controlled-delivery high-performance oil pump for a high flow rate, and air filter system with HD2 filter for extremely effective filtering. Captive nuts on the sprocket cover make it easy to change the chain; tool-free fuel caps for easy and safe filling with fuels and lubricants.

Bar length           50 cm<sup>②</sup>  
Order number       1142 200 0008

Bar length           **50 cm<sup>②</sup>**  
Order number       **1142 200 0114**

#### With HEXA saw chain

Bar length           50 cm<sup>②</sup>  
Order number       1142 200 0264



### MS 500i

79.2 cm<sup>3</sup> • 5.0 kW / 6.8 hp • 6.4 kg<sup>①</sup>

The first chainsaw with STIHL electronically controlled fuel injection. The best power-to-weight ratio on the market. Ideal for heavy timber harvesting and preparation thanks to its lightweight construction and excellent acceleration. Optimised felling spikes, HD2 heavy duty filter with very good filtering effect, captive nut on the sprocket cover and tool-free filter cap, controlled-delivery, high-performance oil pump for high flow rate, tool-free caps for easy and safe filling with fuels and lubricants.

Bar length           **50 cm<sup>②</sup>**  
Order number       **1147 200 0021**

#### With HEXA saw chain

Bar length           50 cm<sup>②</sup>  
Order number       1147 200 0093

Bar length           63 cm<sup>②</sup>  
Order number       1147 200 0023



PAGE **224**

### FUELS AND LUBRICANTS

Premixed fuel and lubricants



PAGE **230**

### MS CARE & CLEAN KIT

Cleaning and maintenance kit for STIHL chainsaws.





### MS 661 C-M

91.1 cm<sup>3</sup> • 5.4 kW / 7.3 hp • 7.4 kg<sup>Ⓞ</sup>

The competition chainsaw used in the STIHL TIMBERSPORTS® series. Big timber saw for the toughest jobs in forestry. STIHL M-Tronic guarantees optimum engine performance at all times, with easy starting due to single start position and stop-button function. Controlled-delivery high-performance oil pump for high flow rate, HD2 filter with excellent filtering effect. For more information on features and specifications turn to page 80.

Bar length      **63 cm<sup>Ⓞ</sup>**  
Order number    **1144 200 0332**

Bar length      63 cm<sup>Ⓞ</sup>  
Order number    1144 200 0334

Bar length      63 cm .404" <sup>Ⓞ</sup>  
Order number    1144 200 0348



### MS 881 MAGNUM

121.6 cm<sup>3</sup> • 6.4 kW / 8.7 hp • 9.9 kg<sup>Ⓞ</sup>

The most powerful series-produced chainsaw in the world! Its extremely high performance makes it ideal for professional felling and processing large trees. STIHL 2-MIX engine for high cutting performance and engine power, coupled with efficient fuel usage. The stop-button function means that the warm chainsaw is ready to start at any time, and the HD2 filter ensures a long filter service life. Captive nuts on the sprocket cover make it easy to change the chain; tool-free fuel caps for easy and safe filling with fuels and lubricants.

Bar length      **63 cm**  
Order number    **1124 200 0225**

Bar length      75 cm  
Order number    1124 200 0226

Bar length      80 cm  
Order number    1124 200 0228

Bar length      90 cm  
Order number    1124 200 0227



C = Comfort version  
M = STIHL M-Tronic

E = STIHL Easy2Start  
T = Top Handle

Ⓞ Weight excluding fuel, guide bar and saw chain  
Ⓜ With lightweight guide bar

Ⓜ With Rollomatic guide bar  
Ⓜ Specially designed for working among tree branches; only for use by trained arborists

## ARBORIST SAWS

- Lightweight special chainsaws for trained arborists
- For cutting branches and thinning of crowns
- With precise handling
- Optimum ergonomics



### MS 151 TC-E

23.6 cm<sup>3</sup> • 1.1 kW / 1.5 hp • 2.6 kg<sup>Ⓞ</sup>

STIHL's lightest arborist saw<sup>Ⓞ</sup>. Ideal for a wide range of tree maintenance tasks such as removal of dead wood, crown maintenance, and removal of trunk and branch shoots. Manual fuel pump and STIHL Easy2Start guarantee easy starting. Fitted with a 1/4" PM3 saw chain as standard, for a precise cut. STIHL 2-MIX engine for high cutting performance.

Bar length **30 cm**  
Order number **1146 200 0064**



### MS 194 T

31.8 cm<sup>3</sup> • 1.4 kW / 1.9 hp • 3.3 kg<sup>Ⓞ</sup>

STIHL's versatile arborist saw<sup>Ⓞ</sup>. For a range of tasks such as crown maintenance, dead wood removal, and removal of trunk and branch shoots. With a 3/8" PS3 .043" PRO saw chain for a precise cut. High cutting performance due to the STIHL 2-MIX engine. For more information on features and specifications turn to page 80.

Bar length **30 cm**  
Order number **1137 200 0418**



### MS 201 TC-M

35.2 cm<sup>3</sup> • 1.8 kW / 2.4 hp • 3.7 kg<sup>Ⓞ</sup>

STIHL's most powerful arborist saw. Standard-fitted with the STIHL M-Tronic featuring a calibration function for optimum engine performance right from the word go, captive nut on the sprocket cover, lightweight guide bar reduces the total weight.

Bar length **30 cm<sup>Ⓞ</sup>**  
Order number **1145 200 0335**

Bar length **35 cm<sup>Ⓞ</sup>**  
Order number **1145 200 0334**

Ⓞ With lightweight guide bar

Ⓞ Weight excluding fuel, guide bar and saw chain



## EMERGENCY SERVICES SAWS

- For emergency operations and fire-fighting
- Special saw chain with carbide alloy plating
- Tremendous performance in the medium rpm range



### MS 462 C-M R

72.2 cm<sup>3</sup> • 4.4 kW / 6.0 hp • 6.5 kg<sup>Ⓞ</sup>

For emergency operations and fire-fighting. Quick release tensioner for easy securing of the cut-depth limiter (sold separately), STIHL M-Tronic for optimum engine performance at all times, long-life air filter system with HD2 filter for extremely effective filtering. Large starter grip and decompression valve for safe and easy starting, special saw chain plated with impact-resistant carbide plates.

Bar length **50 cm**  
Order number **1142 200 0133**



### DEPTH LIMITER

Suits MS 462 C-M R

Unlike ordinary chainsaws, special emergency services saws are usually used for plunge cutting, which means the front bar nose is inserted into the cutting material. The cut-depth limiter enables you to precisely define the desired cutting depth (sold separately).

Order number **3003 650 6503**



PAGE **90**

### RDR RESCUE SAW CHAIN

Our special saw chain has blade teeth with all-over plating made from impact-resistant carbide plates, and is therefore ideal for even the toughest jobs in the fire services, emergency services and technical assistance services.



C = Comfort version  
M = STIHL M-Tronic  
R = Emergency services saw

<sup>Ⓞ</sup> Weight excluding fuel,  
guide bar and saw chain

## ELECTRIC CHAINSAWS

- For private use, skilled manual jobs and agricultural applications
- For working in domestic spaces
- Powerful electric motors with high cutting performance
- Practical features
- Switches on at the push of a button



### MSE 141 C

240V • 1.4 kW • 4.1 kg<sup>Ⓞ</sup>

Easy-to-manoeuvre, lightweight entry-level model with good cutting performance. Good ergonomics for effortless work, side-mounted chain tensioning for securing and easily tensioning the chain, QuickStop Super chain brake, oil tank with transparent viewing window, and overload protection.

Bar length **30 cm**  
Order number **1208 200 0342**



### MSE 170 C-B

240V • 1.7 kW • 4.3 kg<sup>Ⓞ</sup>

Lightweight and convenient electric chainsaw for cutting firewood. Excellent ergonomics for effortless operation, soft handle for good grip and comfortable work, tool-free oil tank cap for easy and safe filling with chain oil, overload protection.

Bar length **35 cm**  
Order number **1209 200 0050**

B = STIHL Quick Chain Tensioning  
C = Comfort version

Ⓞ Weight excluding cable, chain oil,  
guide bar and saw chain



# ACCESSORIES AND PARTS FOR CHAINSAWS

- For straightforward maintenance and inspection
- For making work easier
- Scabbards suitable for various bar lengths
- Chainsaw case for easy transportation
- Tools and sawhorses

## CHAIN GUARD FOR ARBORIST SAWS



Snaps firmly into place on the sprocket cover. Covers the felling spikes.

For MS 194 T, MS 201 T and MSA 220 T / TC-O

Up to 35 cm bar length

Order number **0000 792 9160**

Up to 40 cm bar length

Order number **0000 792 9161**

## SCABBARD EXTENSION



30 cm long, suitable for use with scabbards up to 90 cm (0000 792 9179).

Order number **0000 792 9140**



Bar attachment:  
3005<sup>Ⓞ</sup> Mini for guide bars with a groove width of 1.1 mm

Bar attachment:  
3005<sup>Ⓞ</sup> for guide bars with a groove width of 1.3 mm

Bar attachment:  
3003<sup>Ⓞ</sup> for guide bars with a groove width of 1.6 mm

Bar attachment:  
3002<sup>Ⓞ</sup> for guide bars with a groove width of 1.6 mm

Bar attachment:  
3006<sup>Ⓞ</sup> for GS 461

SCABBARDS			
Up to 25 cm	0000 792 9170 <sup>Ⓞ</sup>		
Up to 35 cm	0000 792 9171 <sup>Ⓞ</sup>	0000 792 9172 <sup>Ⓞ</sup>	
Up to 45 cm		0000 792 9173	0000 792 9175
Up to 55 cm			0000 792 9176 <sup>Ⓞ</sup>
Up to 63 cm			0000 792 9177
Up to 75 cm			0000 792 9178
Up to 90 cm		0000 792 9179	0000 792 9175



PAGE **224**

## FUELS AND LUBRICANTS

Premixed fuel and lubricants



Ⓞ From MS 261 up  
Ⓞ For MS 271, MS 291, MS 311, MS 391

Ⓞ For MS 162, MS 170, MS 171, MS 172, MS 180, MS 181,  
MS 182, MS 211, MS 212, MS 231, MS 251



## MULTI-FUNCTION TOOL

Practical, multi-function quality tool in a sturdy plastic case. 3.5 mm flat-blade screwdriver for carburettor adjustment and cleaning grooves, Torx® TX 27 screwdriver, nylon pouch with belt loop.

**Width across flats 19-13**  
Order number **0000 881 5501**

**Width across flats 19-16**  
Order number **0000 881 5502**



## CHAINSAW CASE

For storage and transport of all battery and petrol chainsaws. FITS UP TO MS 391 - INCLUDES SCABBARD

Order number **0000 900 4008**

### Additional versions:

**MEDIUM** Fits MS162 up to MS500i - scabbard not included  
Order number **0000 900 4011**

**LARGE** Fits MS661 - MS881 - scabbard not included  
Order number **0000 900 4010**



PAGE **230**

## MS CARE & CLEAN KIT



Cleaning and maintenance kit for STIHL chainsaws

## WOODEN SAWHORSE

Lightweight design. For cutting firewood with ease, max. load 70 kg.



Our sawhorses are made from wood exclusively sourced from sustainable, environmentally responsible forestry businesses.

Order number **0000 881 4602**

## SERVICE KITS

Tackle your own straightforward maintenance work with the Service Kits for STIHL petrol-driven chainsaws: each kit contains a spark plug, fuel filter, and a fleece or HD2 air filter. With proactive, regular standard maintenance, you can protect your power tool against dirt and damage while also increasing its service life. The only additional maintenance implement you need is the combination socket tool supplied with your STIHL chainsaw.

**Service Kit 3** for MS 440, MS 460, MS 660, MS 880  
Order number **1124 007 4101**

**Service Kit 4** for MS 881  
Order number **1124 007 4102**

**Service Kit 7** for MS 170 (machine number > 502696762; > 806742307), MS 180 (machine number > 507033949; > 808412503)  
Order number **1130 007 4101**

**Service Kit 9** for MS 171, MS 181, MS 211  
Order number **1139 007 4100**

**Service Kit 12** for MS 241 C-M, MS 362 C-M (machine number > 183717483), MS 400 C-M  
Order number **1140 007 4102**

**Service Kit 14** for MS 462 C-M  
Order number **1142 007 4101**

**Service Kit 16** for MS 661 C-M  
Order number **1144 007 4101**

**Service Kit 17** for MS 500i  
Order number **1147 007 4101**




## POLE PRUNERS, ACCESSORIES AND PARTS

- Available as a petrol-driven or battery power tool
- For thinning out shrubs
- For pruning fruit trees
- Range of up to five metres
- Backpack carrying system for effortless working

### HT 56 C-E

27.2 cm<sup>3</sup> • 0.8 kW / 1.1 hp • 6.4 kg<sup>Ⓞ</sup>

Comfortable entry-level model with STIHL 2-MIX engine for tree, grounds and fruit tree maintenance. 1/4" PM3 saw chain, lightweight and compact transmission with branch hook, detachable shaft for long range and easy transport. Total length 280 cm. For more information on features and specifications turn to page 82.



Order number **4139 200 0013**




C = Comfort version  
E = STIHL Easy2Start

Ⓞ Weight excluding fuel, guide bar and saw chain

## WHILE STOCKS LAST HT 105

31.4 cm<sup>3</sup> • 1.05 kW / 1.4 hp • 7.9 kg<sup>Ⓢ</sup>

Powerful petrol pole pruner with STIHL 4-MIX® engine for professional work in tree maintenance, orchards and local authorities. For delimiting trees, removing dead wood or breakage from storms, and for cutting back fruit trees. 1/4" PM3 saw chain, lightweight and compact transmission with cast-on robust branch hook. Particularly rigid and guidable professional telescopic shaft with rapid adjustment for precise biting characteristics and a precise cut.  
Total length 285 - 405 cm.

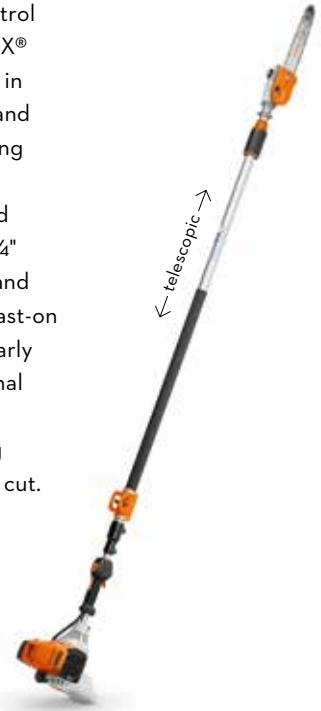


Order number **4182 200 0204**

## HT 135

36.3 cm<sup>3</sup> • 1.4 kW / 1.9 hp • 7.9 kg<sup>Ⓢ</sup>

The most powerful STIHL petrol pole pruner with STIHL 4-MIX® engine for professional work in tree maintenance, orchards and local authorities. For delimiting trees, removing dead wood or breakage from storms, and for cutting back fruit trees. 1/4" PM3 saw chain, lightweight and compact transmission with cast-on robust branch hook. Particularly rigid and guidable professional telescopic shaft with rapid adjustment for precise biting characteristics and a precise cut.  
Total length 270 - 390 cm.



Order number **4182 200 0205**





### SERVICE KITS

You can perform simple maintenance tasks on your STIHL petrol-powered tool with the help of our service kits. Each kit includes a spark plug, fuel filter and paper or fleece air filter. With proactive, regular standard maintenance you can not only protect machine components against dirt and damage, but also maximise the service life of your power tool. The only implement you need to carry out maintenance is the combination socket tool supplied with your STIHL power tool.

**Service Kit 30** for HT 103, FS 91, FS 111  
Order number **4180 007 4102**

**Service Kit 31** for HT 133, BT 131, FS 131, KM 131  
Order number **4180 007 4103**

### BRACKET FOR PROFESSIONAL TELESCOPIC SHAFT



For outstanding ergonomic design in combination with a shoulder strap or the RTS harness. The tool is easy to attach and quick to release. Suitable for HT 135, HTA 86, HLA 86 and HTA 135. For the HT 105, HT 135 and HTA 135, already included in the scope of delivery.

**For HT 135, HTA 86, HLA 86 and HTA 135**  
Order number **0000 790 8600**

### RTS HARNESS



For prolonged use. Can be adjusted to the user's size, and enables effortless and ergonomic work. Suitable for pole pruners: HT 133, HT 135, HTA 66, HTA 86, HTA 135, KombiEngines with HT-KM or HL-KM 145°: KM 56 RC-E, KM 94 RC-E, KM 131 R, KMA 135 R; long-reach hedge trimmers: HL 94, HLA 66, HLA 86, HLA 135. Cannot be used with: KMA 130 R.

Order number **0000 790 4400**

### ANGLED GEARHEAD



**For HT 135**  
Order number **4182 640 0200**



PAGE **224**

### FUELS AND LUBRICANTS

Premixed fuel and lubricants



PAGE **230**

### MS CARE & CLEAN KIT

Cleaning and maintenance kit for STIHL chainsaws





	Order number	Bar length <sup>①</sup> (cm)	Displacement (cm <sup>3</sup> )	Power output (kW / hp)	Power consumption (kW)	Rated voltage (V)	Weight (kg)	Power-to-weight ratio (kg / kW)	Sound pressure level <sup>②</sup> (dB(A))	Sound power level <sup>②</sup> (dB(A))	Vibration level, left / right <sup>③</sup> (m/s <sup>2</sup> )
<b>CHAINSAWS FOR DOMESTIC USE</b>											
<b>MSA 60 C-B</b>	MA04 011 5800	30	-	0.7 <sup>②</sup> / -	0.9	36	2.5 <sup>③</sup> / 2.9 <sup>④</sup>	-	83	94	3.2 / 3.4
<b>MSA 60 C-B SET</b> with AK 20 + AL 101	MA04 011 5870	30	-	0.7 <sup>②</sup> / -	0.9	36	3.7 <sup>③</sup> / 4.1 <sup>④</sup>	-	83	94	3.2 / 3.4
<b>MSA 70 C-B</b>	MA04 011 5816	30	-	0.9 <sup>②</sup> / -	1.1	36	2.5 <sup>③</sup> / 2.9 <sup>④</sup>	-	83	94	3.2 / 3.4
<b>MSA 70 C-B SET</b> with AK 30 + AL 101	MA04 011 5826	30	-	0.9 <sup>②</sup> / -	1.1	36	3.8 <sup>③</sup> / 4.2 <sup>④</sup>	-	83	94	3.2 / 3.4
<b>MSA 80 C-B - COMING Q1</b>	MA04 011 5843	30	-	1.2 <sup>②</sup> / -	1.5	36	2.9 <sup>③</sup> / 3.3 <sup>④</sup>	-	85	95	4.6 / 3.9
<b>MSA 80 C-B SET - COMING Q1</b> with AK 30 S + AL 101	MA04 011 5839	30	-	1.2 <sup>②</sup> / -	1.5	36	4.2 <sup>③</sup> / 4.6 <sup>④</sup>	-	85	95	4.6 / 3.9
<b>MS 162</b>	1148 200 0260	30	30.1	1.2 / 1.6	-	-	4.5 <sup>③</sup>	3.8	100	111	3.2 / 3.0
<b>MS 172</b>	1148 200 0267	35	31.8	1.4 / 1.9	-	-	4.5 <sup>③</sup>	3.2	101	112	3.5 / 3.2
<b>MS 172 C-BE</b>	1148 200 0268	35	31.8	1.4 / 1.9	-	-	4.8 <sup>③</sup>	3.5	101	112	3.2 / 3.2
<b>MS 182</b>	1148 200 0265	40	35.8	1.6 / 2.2	-	-	4.6 <sup>③</sup>	2.8	103	112	3.1 / 3.7
<b>MS 182 C-BE</b>	1148 200 0262	40	35.8	1.6 / 2.2	-	-	4.9 <sup>③</sup>	3.0	103	112	3.1 / 3.7
<b>MS 211</b>	! 1139 200 0387	40	35.2	1.7 / 2.3	-	-	4.3 <sup>③</sup>	2.5	100	113	3.5 / 3.5
<b>MS 211 C-BE</b>	! 1139 200 0388	40	35.2	1.7 / 2.3	-	-	4.6 <sup>③</sup>	2.7	100	113	3.5 / 3.5
<b>MS 212</b>	1148 200 0266	40	38.6	1.8 / 2.4	-	-	4.6 <sup>③</sup>	2.6	103	113	3.1 / 3.7
<b>MS 212 C-BE</b>	1148 200 0263	40	38.6	1.8 / 2.4	-	-	4.9 <sup>③</sup>	2.7	103	113	3.1 / 3.7
<b>MS 231</b>	1143 200 0727	40	42.6	2.0 / 2.7	-	-	4.8 <sup>③</sup>	2.4	103	113	3.9 / 3.9
<b>MS 231 C-BE</b>	1143 200 0728	40	42.6	2.0 / 2.7	-	-	5.1 <sup>③</sup>	2.6	103	113	3.9 / 3.9
<b>MS 251</b>	1143 200 0737	45	45.6	2.2 / 3.0	-	-	4.8 <sup>③</sup>	2.2	103	113	3.9 / 3.9
<b>MS 251 C-BE</b>	1143 200 0738	45	45.6	2.2 / 3.0	-	-	5.1 <sup>③</sup>	2.4	103	113	3.9 / 3.9
<b>CHAINSAWS FOR AGRICULTURE AND HORTICULTURE</b>											
<b>MSA 160 C-B</b>	MA03 200 0004	30	-	1.2 <sup>②</sup> / -	1.5	36	3.1 <sup>③</sup> / 3.5 <sup>④</sup>	-	85	93	2.7 / 2.9
<b>MSA 200 C-B</b>	MA03 200 0010	35	-	1.4 <sup>②</sup> / -	1.8	36	3.1 <sup>③</sup> / 3.5 <sup>④</sup>	-	85	93	4.6 / 3.9
<b>MSA 220 C-B</b>	MA03 200 0020 MA03 200 0021	35 40	-	1.7 <sup>②</sup> / -	2.1	36	3.1 <sup>③</sup> / 3.7 <sup>④</sup>	-	91	99	4.8 / 3.6
<b>MS 271</b>	1141 200 0764	45	50.2	2.6 / 3.5	-	-	5.6 <sup>③</sup>	2.2	103	113	4.5 / 4.5
<b>MS 291</b>	1141 200 0752	45	55.5	2.8 / 3.8	-	-	5.6 <sup>③</sup>	2.0	103	114	4.5 / 4.5
<b>MS 291 C-BE</b>	1141 200 0753	45	55.5	2.8 / 3.8	-	-	6.2 <sup>③</sup>	2.2	103	114	4.5 / 4.5
<b>MS 311</b>	1140 200 0695	50	59.0	3.1 / 4.2	-	-	6.2 <sup>③</sup>	2.0	105	115	4.0 / 4.0
<b>MS 391</b>	1140 200 0689	50	64.1	3.3 / 4.5	-	-	6.2 <sup>③</sup>	1.9	105	115	4.0 / 4.0

● Fitted as standard  
○ Retrofittable (accessory)

B = STIHL Quick Chain Tensioning  
C = Comfort version  
E = STIHL Easy2Start

① The actual bar length is shorter than the stated bar length.  
② Mechanical output as a comparative value for petrol-driven chainsaws  
③ Weight excluding battery, guide bar and saw chain  
④ Weight excluding battery, including guide bar and saw chain

! Only while stocks last!

STIHL engine (2-MIX / 4-MIX®) / STIHL battery system	Cable length (m)	Saw chain pitch	STIHL Oilomatic saw chain type	Lightweight guide bar	Controlled-delivery oil pump	Side-mounted chain tensioning	STIHL Quick Chain Tensioning	Manual fuel pump	Decompression valve	STIHL ElastoStart	STIHL Easy2Start	Air filter system with routing	HD2 filter	STIHL M-Tronic	STIHL Injection	Tool-free fuel cap	Overload protection	Soft handle	STIHL Smart Connector 2 A
AK-System	-	1/4" P	PM3	-	-	-	●	-	-	-	-	-	-	-	-	●	●	●	-
AK-System	-	1/4" P	PM3	-	-	-	●	-	-	-	-	-	-	-	-	●	●	●	-
AK-System	-	1/4" P	PM3	-	-	-	●	-	-	-	-	-	-	-	-	●	●	●	-
AK-System	-	1/4" P	PM3	-	-	-	●	-	-	-	-	-	-	-	-	●	●	●	-
AK-System	-	1/4" P	PM3	-	-	-	●	-	-	-	-	-	-	-	-	●	●	●	-
AK-System	-	1/4" P	PM3	-	-	-	●	-	-	-	-	-	-	-	-	●	●	●	-
2-MIX	-	3/8" P	PMM3 <sup>Ⓞ</sup>	-	-	●	-	-	-	○	-	-	-	-	-	-	-	-	-
2-MIX	-	3/8" P	PMM3 <sup>Ⓞ</sup>	○	-	●	-	-	-	○	-	-	-	-	-	-	-	-	-
2-MIX	-	3/8" P	PMM3 <sup>Ⓞ</sup>	○	-	-	●	●	-	-	●	-	-	-	-	-	-	-	-
2-MIX	-	3/8" P	PM3	○	-	●	-	-	-	○	-	-	-	-	-	●	-	-	-
2-MIX	-	3/8" P	PM3	○	-	-	●	●	-	-	●	-	-	-	-	●	-	-	-
2-MIX	-	3/8" P	PM3	○	-	●	○	-	-	○	-	●	-	-	-	●	-	-	-
2-MIX	-	3/8" P	PM3	○	-	-	●	●	-	-	●	●	-	-	-	●	-	-	-
2-MIX	-	3/8" P	PM3	○	-	●	-	-	-	○	-	-	-	-	-	●	-	-	-
2-MIX	-	3/8" P	PM3	○	-	-	●	●	-	-	●	-	-	-	-	●	-	-	-
2-MIX	-	.325"	RM Pro	○	-	●	○	-	-	○	-	●	●	-	-	●	-	-	-
2-MIX	-	.325"	RM Pro	○	-	-	●	●	-	-	●	●	●	-	-	●	-	-	-
2-MIX	-	.325"	RM3 Pro	○	-	●	○	-	-	○	-	●	●	-	-	●	-	-	-
2-MIX	-	.325"	RM3 Pro	○	-	-	●	●	-	-	●	●	●	-	-	●	-	-	-
AP-System	-	1/4" P	PM3	-	-	-	●	-	-	-	-	-	-	-	-	●	●	●	-
AP-System	-	1/4" P	PM3	-	-	-	●	-	-	-	-	-	-	-	-	●	●	●	-
AP-System	-	3/8" P	PS3 Pro	-	-	-	●	-	-	-	-	-	-	-	-	●	●	●	-
2-MIX	-	.325"	RM Pro	-	-	●	-	-	-	○	-	●	●	-	-	●	-	-	-
2-MIX	-	.325"	RM Pro	-	-	●	-	-	-	○	-	●	●	-	-	●	-	-	-
2-MIX	-	.325"	RM Pro	-	-	-	●	●	-	-	●	●	●	-	-	●	-	-	-
2-MIX	-	3/8"	RM	-	●	●	-	-	●	○	-	●	●	-	-	●	-	-	-
2-MIX	-	3/8"	RM	-	●	●	-	-	●	○	-	●	●	-	-	●	-	-	-

Ⓞ Weight including battery, excluding guide bar, saw chain and charger  
 ○ Weight including battery, with guide bar and saw chain, excluding charger  
 ● Weight excluding fuel, guide bar and saw chain  
 ◎ Narrow cutting attachment

Ⓞ K-factor in accordance with Directive 2006/42/EC = 2.0 dB(A)  
 ◎ K-factor in accordance with Directive 2006/42/EC = 2 m/s<sup>2</sup>



	Order number	Bar length <sup>①</sup> (cm)	Displacement (cm <sup>3</sup> )	Power output (kW / hp)	Power consumption (kW)	Rated voltage (V)	Weight (kg)	Power-to-weight ratio (kg / kW)	Sound pressure level <sup>②</sup> (dB(A))	Sound power level <sup>②</sup> (dB(A))	Vibration level, left / right <sup>③</sup> (m/s <sup>2</sup> )
<b>CHAINSAWS FOR FORESTRY WORK</b>											
<b>MSA 300 C-O</b>	<b>MA02 200 0024</b>	<b>40</b>	-	<b>2.5<sup>②</sup></b> / -	3.0	36	4.5 <sup>③</sup> / 5.4 <sup>④</sup>	-	93	104	2.6 / 2.8
	MA02 200 0027	45									
	MA02 200 0029	50									
<b>MSA 300 C-O WITH SMART CONNECTOR 2 A</b>	<b>MA02 200 0062</b>	<b>40</b>	-	<b>2.5<sup>②</sup></b> / -	3.0	36	4.5 <sup>③</sup> / 5.4 <sup>④</sup>	-	93	104	2.6 / 2.8
<b>MS 261 C-M</b>	<b>1141 200 0749</b>	<b>40</b>	50.2	<b>3.0</b> / 4.1	-	-	4.9 <sup>③</sup>	1.6	105	114	3.5 / 3.5
<b>MS 362 C-M</b>	<b>1140 200 0691</b>	<b>45</b>	59.0	<b>3.5</b> / 4.8	-	-	5.6 <sup>③</sup>	1.6	106	115	3.5 / 3.5
	1140 200 0692	50									
<b>MS 400 C-M</b>	<b>1140 200 0475</b>	<b>50</b>	66.8	<b>4.0</b> / 5.4	-	-	5.8 <sup>③</sup>	1.5	107	116	3.5 / 3.5
	1140 200 0786 <sup>Ⓜ</sup>	50									
<b>MS 462 C-M</b>	1142 200 0008	50	72.2	<b>4.4</b> / 6.0	-	-	6.0 <sup>③</sup>	1.4	108	118	4.8 / 3.6
	<b>1142 200 0114</b>	<b>50</b>									
	1142 200 0264 <sup>Ⓜ</sup>	50									
<b>MS 500i</b>	1147 200 0021	50	79.2	<b>5.0</b> / 6.8	-	-	6.2 <sup>③</sup>	1.2	106	117	4.2 / 4.0
	1147 200 0093 <sup>Ⓜ</sup>	50									
	<b>1147 200 0023</b>	<b>63</b>									
<b>MS 661 C-M</b>	1144 200 0332	63	91.1	<b>5.4</b> / 7.3	-	-	7.4 <sup>③</sup>	1.4	105	115	6.9 / 5.6
	1144 200 0334	63									
	<b>1144 200 0348</b>	<b>63</b>									
<b>MS 881</b>	<b>1124 200 0225</b>	<b>63</b>	121.6	<b>6.4</b> / 8.7	-	-	9.9 <sup>③</sup>	1.5	106	118	8.9 / 8.9
	1124 200 0226	75									
	1124 200 0228	80									
	1124 200 0227	90									
<b>ARBORIST SAWS</b>											
<b>MSA 161 T</b>	<b>1252 200 0044</b>	<b>30</b>	-	<b>1.0<sup>②</sup></b> / -	1.25	36	2.1 <sup>③</sup> / 2.5 <sup>④</sup>	-	83	94	2.1 / 2.2
<b>MSA 220 T</b>	MA01 200 0044	30	-	<b>1.7<sup>②</sup></b> / -	2.1	36	2.7 <sup>③</sup> / 3.3 <sup>④</sup>	-	94	104	3.4 / 3.0
	<b>MA01 200 0045</b>	<b>35</b>									
<b>MSA 220 TC-O</b>	MA01 200 0046	30	-	<b>1.7<sup>②</sup></b> / -	1.7	36	2.7 <sup>③</sup> / 3.3 <sup>④</sup>	-	94	104	3.4 / 3.0
	<b>MA01 200 0047</b>	<b>35</b>									
<b>MS 151 TC-E</b>	<b>1146 200 0064</b>	<b>30</b>	23.6	<b>1.1</b> / 1.5	-	-	2.6 <sup>③</sup>	2.4	96	107	4.9 / 4.9
<b>MS 194 T</b>	<b>1137 200 0418</b>	<b>30</b>	31.8	<b>1.4</b> / 1.9	-	-	3.3 <sup>③</sup>	2.4	100	110	3.6 / 3.6
<b>MS 201 TC-M</b>	1145 200 0335	30	35.2	<b>1.8</b> / 2.4	-	-	3.7 <sup>③</sup>	2.1	100	111	3.5 / 3.1
	<b>1145 200 0333</b>	<b>35</b>									

● Fitted as standard  
○ Retrofittable (accessory)  
B = STIHL Quick Chain Tensioning  
C = Comfort version

E = STIHL Easy2Start  
M = STIHL M-Tronic  
O = Oil sensor  
i = STIHL Injection  
T = Top Handle

① The actual bar length is shorter than the stated bar length.  
② Mechanical output as a comparative value for petrol-driven chainsaws  
③ Weight excluding battery, guide bar and saw chain  
④ Weight excluding battery, including guide bar and saw chain

	STIHL engine (2-MIX/4-MIX®)/ STIHL battery system	Cable length (m)	Saw chain pitch	STIHL Oilomatic saw chain type	Lightweight guide bar	Controlled-delivery oil pump	Side-mounted chain tensioning	STIHL Quick Chain Tensioning	Manual fuel pump	Decompression valve	STIHL ElastoStart	STIHL Easy2Start	Air filter system with routing	HD2 filter	STIHL M-Tronic	STIHL Injection	Tool-free fuel cap	Overload protection	Soft handle	STIHL Smart Connector 2 A
AP-System	-	.325"	RS Pro	-	●	●	-	-	-	-	-	-	-	-	-	-	●	●	●	○
AP-System	-	.325"	RS Pro	-	●	●	-	-	-	-	-	-	-	-	-	-	●	●	●	○
2-MIX	-	.325"	RS Pro	-	●	●	-	-	-	●	●	-	●	●	●	-	●	-	-	-
2-MIX	-	3/8"	RS	-	●	●	-	-	-	●	●	-	●	●	●	-	●	-	-	-
2-MIX	-	3/8"	RS RH	-	●	●	-	-	-	●	●	-	●	●	●	-	●	-	-	-
2-MIX	-	3/8"	RS RS RH	- ● ●	●	●	-	-	-	●	●	-	●	●	●	-	●	-	-	-
2-MIX	-	3/8"	RS RH RS	● ● ●	●	●	-	●	●	●	-	-	●	-	●	●	●	-	-	-
2-MIX	-	3/8" 3/8" .404"	RS RS RS	- ● -	●	●	-	-	-	●	●	-	-	●	●	-	●	-	-	-
2-MIX	-	.404"	RS	-	●	●	-	-	-	●	●	-	-	●	-	-	●	-	-	-
AP-System	-	1/4" P	PM3	-	-	●	-	-	-	-	-	-	-	-	-	-	●	●	●	-
AP-System	-	3/8" P	PS3 Pro	●	●	●	-	-	-	-	-	-	-	-	-	-	●	●	-	-
AP-System	-	3/8" P	PS3 Pro	●	●	●	-	-	-	-	-	-	-	-	-	-	●	●	-	-
2-MIX	-	1/4" P	PM3	-	-	●	-	●	-	-	-	●	-	-	-	-	●	-	-	-
2-MIX	-	3/8" P	PS3 Pro	●	-	●	-	●	-	-	●	-	-	-	-	-	●	-	-	-
2-MIX	-	3/8" P	PS3 Pro	●	●	●	-	-	-	-	●	-	-	-	●	-	●	-	-	-

⊕ Weight including battery, excluding guide bar, saw chain and charger  
 ⊕ Weight including battery, with guide bar and saw chain, excluding charger  
 ⊕ Weight excluding fuel, guide bar and saw chain  
 ⊕ Narrow cutting attachment

⊕ K-factor in accordance with Directive 2006/42/EC = 2.0 dB(A)  
 ⊕ K-factor in accordance with Directive 2006/42/EC = 2 m/s<sup>2</sup>  
 ⊕ With HEXA saw chain



	Order number	Bar length <sup>①</sup> (cm)	Displacement (cm <sup>3</sup> )	Power output (kW / hp)	Power consumption (kW)	Rated voltage (V)	Weight (kg)	Power-to-weight ratio (kg / kW)	Sound pressure level <sup>②</sup> (dB(A))	Sound power level <sup>③</sup> (dB(A))	Vibration level, left / right <sup>④</sup> (m/s <sup>2</sup> )	
<b>EMERGENCY SERVICES SAWS</b>												
<b>MS 462 C-M R</b>	1142 200 0133	50	72.2	4.4 / 6.0	-	-	6.5 <sup>⑤</sup>	1.5	108	119	3.3 / 2.7	
<b>ELECTRIC CHAINSAWS</b>												
<b>MSE 141 C</b>	1208 200 0342	30	-	-	1.4	230	3.6 <sup>⑤</sup>	-	90	101	3.3 / 4.2	
<b>MSE 170 C-B</b>	1209 200 0050	35	-	-	1.7	230	3.9 <sup>⑤</sup>	-	92	103	2.9 / 3.4	
<b>POLE PRUNERS</b>												
<b>HTA 50</b>	LA02 011 6400	25	-	0.6 <sup>⑤</sup> / -	0.8	36	3.6 <sup>⑤</sup>	-	78	94	0.5 / 1.0	
<b>HT 56 C-E</b>	4139 200 0013	25	27.2	0.8 / 1.1	-	-	6.4 <sup>⑤</sup>	-	91	106	5.2 / 4.9	
<b>HTA 66</b> !	LA03 200 0004	25	-	0.85 <sup>⑤</sup> / -	1.1	36	3.3 <sup>⑤</sup>	-	78	93	1.0 / 1.0	
<b>HTA 86</b>	LA03 200 0002	30	-	0.85 <sup>⑤</sup> / -	1.1	36	4.6 <sup>⑤</sup>	-	77	93	1.0 / 1.0	
<b>HT 105</b> !	4182 200 0204	30	31.4	1.5 / 1.4	-	-	7.9 <sup>⑤</sup>	-	92	108	5.0 / 5.5	
<b>HTA 135</b>	LA01 200 0002	30	-	1.1 <sup>⑤</sup> / -	1.5	36	6.8 <sup>⑤</sup>	-	83	96	4.3 / 5.1	
<b>HT 135</b>	4182 200 0205	30	36.3	1.4 / 1.9	-	-	7.9 <sup>⑤</sup>	-	92	109	4.3 / 4.8	



- Fitted as standard
- Retrofittable (accessory)
- ! Only while stocks last!

- B = STIHL Quick Chain Tensioning
- C = Comfort version
- E = STIHL Easy2Start
- M = STIHL M-Tronic
- R = Emergency services saw

- ① The actual bar length is shorter than the stated bar length.
- ② Mechanical output as a comparative value for petrol-driven chainsaws
- ③ Weight excluding battery, guide bar and saw chain
- ④ Weight excluding battery, including guide bar and saw chain
- ⑤ Weight including battery, excluding guide bar, saw chain and charger

	STIHL engine (2-MIX / 4-MIX®) / STIHL battery system	Cable length (m)	Saw chain pitch	STIHL Oilomatic saw chain type	Total length including cutting attachment (cm)	Lightweight guide bar	Controlled-delivery oil pump	Side-mounted chain tensioning	STIHL Quick Chain Tensioning	Manual fuel pump	Decompression valve	STIHL Easy2Start	Air filter system with routing	HD2 filter	STIHL M-Tronic	STIHL anti-vibration system	Tool-free fuel cap	Overload protection	LED overload indicator	Soft handle	Automatic decompression	STIHL Smart Connector 2 A
	2-MIX	-	3/8"	RDR	-	-	●	●	-	-	●	-	●	●	●	-	●	-	-	-	-	-
	-	0.3	3/8" P	PMM3 <sup>Ⓞ</sup>	-	●	-	●	-	-	-	-	-	-	-	-	-	●	-	-	-	-
	-	4.0	3/8" P	PMM3 <sup>Ⓞ</sup>	-	●	-	-	●	-	-	-	-	-	-	-	●	●	-	●	-	-
	AK-System	-	1/4"	PM3	280	-	-	-	-	-	-	-	-	-	-	-	●	-	-	-	-	-
	2-MIX	-	1/4" P	PM3	280	-	-	●	-	-	-	●	-	-	-	-	●	-	-	-	-	-
	AP-System	-	1/4" P	PM3	240	-	-	●	-	-	-	-	-	-	-	-	●	●	-	●	-	-
	AP-System	-	1/4" P	PM3	270 - 390	-	-	●	-	-	-	-	-	-	-	-	●	●	-	●	-	-
	4-MIX®	-	1/4" P	PM3	270 - 390	-	-	●	-	●	-	-	-	-	-	●	●	-	-	-	●	-
	AP-System	-	1/4" P	PM3	285 - 405	-	-	●	-	-	-	-	-	-	-	-	●	●	-	●	-	○
	4-MIX®	-	1/4" P	PM3	270 - 390	-	-	●	-	●	-	-	-	-	-	●	●	-	-	-	●	-



Ⓞ Weight including battery, with guide bar and saw chain, excluding charger  
 Ⓟ Weight excluding fuel, guide bar and saw chain  
 Ⓠ Narrow cutting attachment  
 Ⓡ K-factor in accordance with Directive 2006/42/EC = 2.0 dB(A)  
 Ⓢ K-factor in accordance with Directive 2006/42/EC = 2 m/s<sup>2</sup>  
 ⓘ With HEXA saw chain  
 Ⓤ Weight excluding cable, chain oil, guide bar and saw chain  
 Ⓥ Weight excluding battery, guide bar and saw chain, including protective foot

SAWING AND CUTTING

# STIHL SAW CHAINS AND GUIDE BARS

## FOR POWERFUL CUTTING, MAXIMUM PRECISION AND A LONG SERVICE LIFE

All saw chains and guide bars produced by STIHL are developed in-house and meet the highest quality standards. This helps us to ensure that the cutting attachment and powerhead are perfectly coordinated and deliver the best possible performance as you work.

### SPECIFIC SHAPE OF CUTTING TOOTH

The special tooth shape determines the customer benefit during use, for example, cutting performance, long service life, or sharpening characteristics of the saw chain. Every user can therefore find the right saw chain.

### WEAR MARKS

The blade teeth of STIHL saw chains are supplied with markings on the running face of the tooth to support practical handling and easy orientation. These indicate when a blade tooth needs to be resharpened or is wearing out.



### BAR INFORMATION

You can find all the details you need to select the right saw chain here.

### STIHL EMATIC GUIDE BARS

Ematic guide bars ensure that virtually every drop of chain lubricant is delivered to the Oilomatic saw chain via the optimised Ematic ramp.



### WEIGHT-OPTIMISED, STURDY DESIGN

STIHL guide bars with the "Light" designation consist of three electrically welded metal plates, the middle of which is extensively hollowed out. This ensures a high level of stability combined with reduced weight, and allows for strength-saving work. Special lightweight guide bars that weigh even less are identified by a "P" in the product name.

## STIHL EMATIC SYSTEM



The STIHL Ematic system strikes the perfect balance between sufficient chain lubrication and low consumption of chain lubricant. Depending on the cutting attachment and the type of wood you are working with, the system allows chain lubricant consumption to be reduced by up to 50% compared to conventional cutting attachments. The system comprises a STIHL Ematic guide bar, an Oilomatic saw chain and a variable-flow or reduced-flow oil pump.

### HARD CHROME COATING

To make the blade teeth more hard-wearing, their top plates are also galvanised during production.

## STIHL OIOMATIC SAW CHAINS

A fine oil channel and recesses indented in each drive link ensure that saw chains and guide bars are constantly and evenly lubricated, while reducing wear and prolonging the service life compared to conventional saw chains.



### STRETCHING

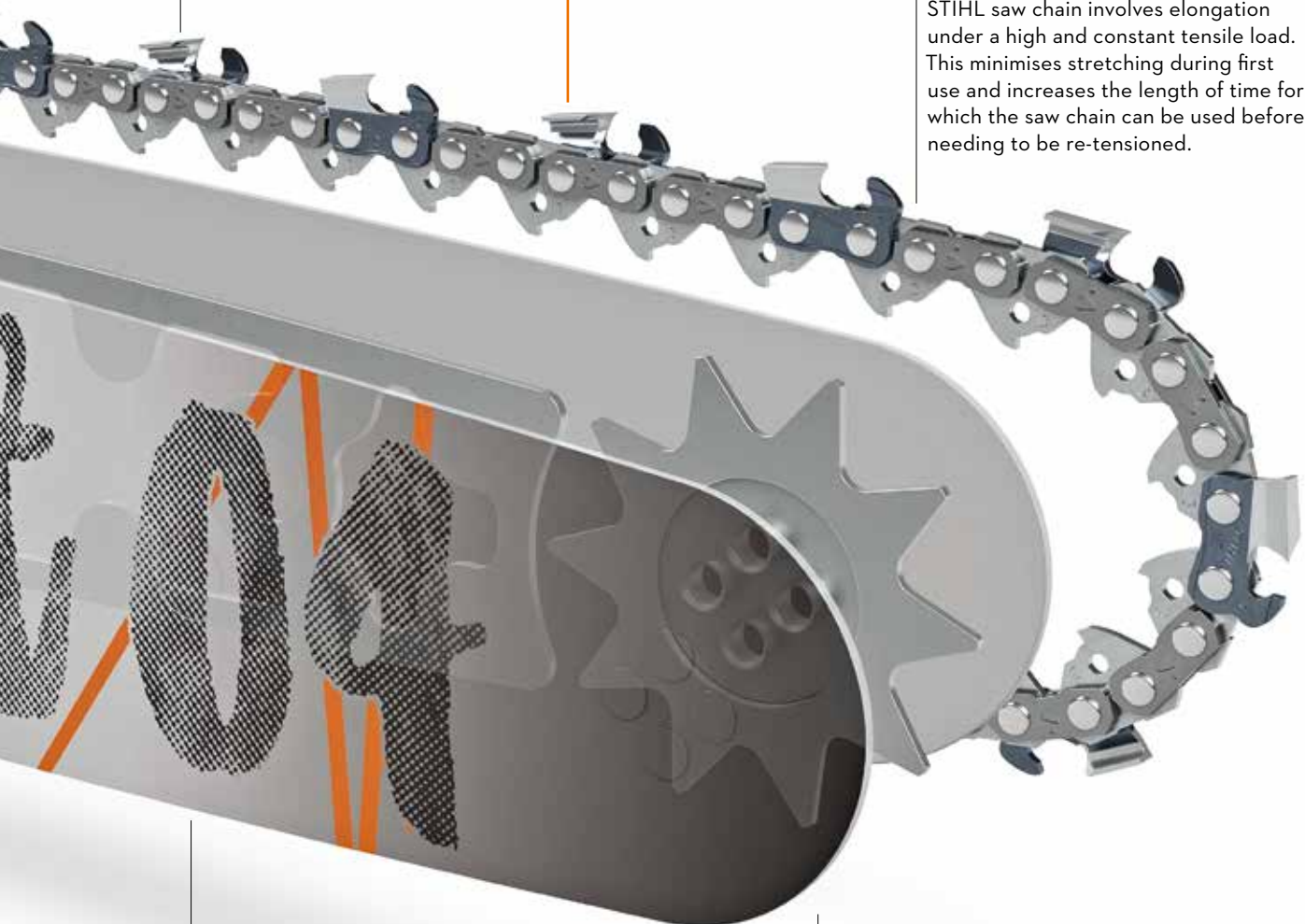
The final production step for every STIHL saw chain involves elongation under a high and constant tensile load. This minimises stretching during first use and increases the length of time for which the saw chain can be used before needing to be re-tensioned.

### HARDENED CHAIN TRACK

To ensure a long guide bar service life, the chain track is hardened using electromagnetic induction, making it especially hard-wearing.

### SPROCKET NOSE WITH SEALED BEARING

The sealed bearing with lifetime lubrication prevents the penetration of dirt which could cause corrosion. The bar is low-maintenance and has a long service life.



# STIHL SAW CHAINS

## SWISS PRECISION

For decades, STIHL saw chains have been manufactured at our in-house plant in Wil, Switzerland using specialised machines that we have designed ourselves. This strong focus on the product makes all the difference: today STIHL offers saw chains for every application, every type and thickness of wood, every performance class and numerous chainsaw brands. What all of our saw chains have in common is that they deliver outstanding cutting performance, are durable and extremely quiet in use.

## MICRO

### RELIABLE AND COMFORTABLE



Micro saw chains are particularly reliable and comfortable to use. The half-chisel tooth chain offers a high-quality cut with minimum vibration, and is easy to sharpen correctly. In addition, the rounded blade tooth allows for simple sharpening, making the saw chain very popular with occasional users and professionals alike.

### MICRO SAW CHAINS


- ✓ SOFT CUTTING BEHAVIOUR
- ✓ LOW CHATTER
- ✓ EASY TO SHARPEN CORRECTLY



	1/4" P	1/4"	3/8" P	.325"	3/8"	.404"
<b>1.3 mm</b>	-	3660	3613	3693 <sup>Ⓜ</sup>	3650	-
<b>1.5 mm<sup>Ⓜ</sup></b>	-	-	-	3685	3651	-
<b>1.6 mm</b>	-	-	-	3686	3652	3668

### MICRO 3 SAW CHAINS

- ✓ LOW KICKBACK AND MINIMUM VIBRATION COURTESY OF THE HUMPED DRIVE LINKS (3)
- ✓ LOW CHATTER
- ✓ EASY TO SHARPEN CORRECTLY



	1/4" P	1/4"	3/8" P	.325"	3/8"	.404"
<b>1.1 mm</b>	3670	-	3610 <sup>Ⓜ</sup>	-	-	-
<b>1.3 mm</b>	-	-	3636	3695 <sup>Ⓜ</sup>	3662	-
<b>1.5 mm<sup>Ⓜ</sup></b>	-	-	-	3688	-	-
<b>1.6 mm</b>	-	-	-	3689	3664	-

<sup>Ⓜ</sup> Chains for saws from other manufacturers  
<sup>Ⓜ</sup> Narrow cutting attachment (Pro)

# SUPER

## POWERFUL AND STRONG



Super saw chains are ideal for professional forestry and harvesting wood. The full-chisel tooth and low cutting resistance allow for a very strong cutting performance.

### SUPER SAW CHAINS

- ✓ EXCELLENT PIERCING AND CUTTING PERFORMANCE
- ✓ HIGH-QUALITY CUT
- ✓ LOW CHATTER



	1/4" P	1/4"	3/8" P	.325"	3/8"	.404"
1.3 mm	-	-	3617	3690 <sup>®</sup>	3623	-
1.5 mm <sup>①</sup>	-	-	-	3638	3622	-
1.6 mm	-	-	-	3639	3621	3946

### SUPER 3 SAW CHAINS

- ✓ LOW KICKBACK AND MINIMUM VIBRATION COURTESY OF THE HUMPED DRIVE LINKS (3)
- ✓ LOW CHATTER
- ✓ EXCELLENT PIERCING AND CUTTING PERFORMANCE



	1/4" P	1/4"	3/8" P	.325"	3/8"	.404"
1.1 mm	-	-	3699 <sup>®</sup>	-	-	-
1.3 mm	-	-	3616	3694 <sup>®</sup>	3624	-
1.6 mm	-	-	-	-	3626	-

### **i** THE POWER DUO: 3/8" PS3 PRO AND LIGHT 04

The ideal cutting system for battery-powered and petrol-driven chainsaws with a performance class of 1.6 - 2.0 kW: the 3/8" PS3 Pro saw chain and the Light 04 guide bar with 1.1 mm groove width. The slender blade tooth and guide bar allow for up to 20% improved cutting performance compared to a conventional 3/8" PS saw chain with a drive link thickness of 1.3 mm. But it is not just the superb efficiency of the cutting attachment that you'll notice; its easy handling is just as impressive. Even when you apply a little more pressure as you saw, the chain glides virtually effortlessly through the wood. The result: a precise, clean cut in next to no time.

### SHARPENING YOUR CHAINSAW



Scan the QR code and learn how to sharpen your chain.

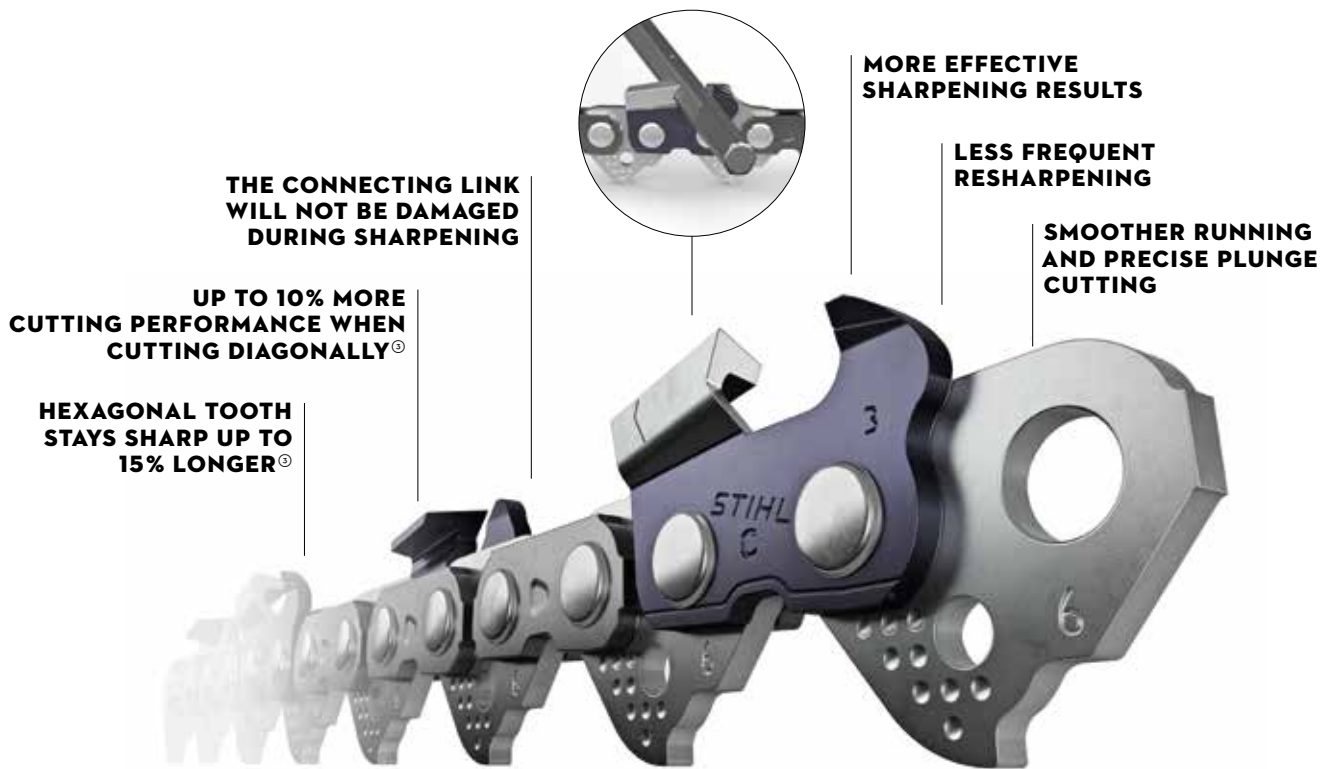




# HEXA

WORK MORE EFFECTIVELY: LONGER SERVICE LIFE WITH CONSTANTLY HIGH CUTTING PERFORMANCE

Our HEXA saw chains are ideal for professional forestry and tree maintenance. The HEXA chain has distinctive V-shaped teeth. This special design keeps the chain sharp for up to 15% longer<sup>③</sup> and has a longer service life. The exclusively developed HEXAagonal file is perfectly adapted to the shape of the HEXA blade teeth so that saw chains can be sharpened less frequently, but also more quickly and easily in comparison with other saw chains.



## HEXA SAW CHAINS

- ✔ WORK MORE EFFECTIVELY
- ✔ QUICKER RESHARPENING
- ✔ STAYS SHARP FOR UP TO 15% LONGER



	1/4" P	1/4"	3/8" P	.325"	3/8"	.404"
1.6 cm	-	-	-	-	3132	-

① Chains for saws from other manufacturers  
 ② Narrow cutting attachment (Pro)  
 ③ Compared with the 3/8" RS chain

## HEXA UPGRADE KITS

For easily retrofitting your STIHL chainsaw to the new HEXA cutting system

### Each kit contains:

- 2 × HEXA saw chains
- 1 × HEXA file (5.2 × 200 mm)
- 1 × wooden handle for the HEXA file



Order number

Use for

Bar length (cm)

Saw chain pitch

Drive link thickness (mm)

2 x saw chain

HEXA UPGRADE KITS						
UPGRADE KIT 2	3132 007 4700	MS 362, MS 400, MS 462, MS 500i	40	3/8"	1.6	3132 000 0060
UPGRADE KIT 3	3132 007 4701	MS 362, MS 400, MS 462, MS 500i	45	3/8"	1.6	3132 000 0066
UPGRADE KIT 4	3132 007 4702	MS 362, MS 400, MS 462, MS 500i, MS 661	50	3/8"	1.6	3132 000 0072
UPGRADE KIT 5	3132 007 4703	MS 362, MS 400, MS 462, MS 500i, MS 661	63	3/8"	1.6	3132 000 0084

## DURO

FOR THE TOUGHEST WORK



Duro saw chains are ideal for demanding applications, e.g. when cutting dirty wood. Their special carbide plating makes these saw chains particularly robust and low-wear. They stay sharp for up to ten times longer without sharpening, making them significantly more durable than conventional saw chains.

### DURO 3 SAW CHAINS

- ✓ LOW-KICKBACK AND MINIMUM VIBRATION COURTESY OF THE HUMPED DRIVE LINK (3)
- ✓ FOR PARTICULARLY DEMANDING APPLICATIONS
- ✓ STAYS SHARP UP TO TEN TIMES LONGER THAN CONVENTIONAL SAW CHAINS WITHOUT SHARPENING



	1/4" P	1/4"	3/8" P	.325"	3/8"	.404"
1.3 cm	-	-	3612	3696 <sup>Ⓢ</sup>	3681	-
1.5 cm <sup>Ⓢ</sup>	-	-	-	3666	3682	-
1.6 cm	-	-	-	3667	3683	-



# SAW CHAINS FOR SPECIALISED APPLICATIONS

We offer saw chains that are especially tailored for specialised and particularly demanding applications. The matching guide bars are also available from STIHL.

## CARVING



Special saw chain for wood carving. Minimum vibration, very good cutting performance, shortened cutter top plate means it is not necessary to apply pressure when piercing, capable of a noticeably better piercing speed compared to conventional 1/4" saw chains.



## EMERGENCY RESCUE (RDR)



Special saw chain for the toughest jobs, suitable for use by fire services, emergency services and technical assistance teams (e.g. for wood with nails, composite material and bulletproof glass). Blade teeth with all-over plating made from impact-resistant carbide plates.



	Chain pitch for standard chain	Chain pitch for special applications	Chain for special applications	Bar for special applications
<b>CARVING</b>				
MS 151, MSA 60, MSA 70, MSA 120, MSA 140, MSA 160, MSA 200	1/4" P	1/4" P	3670 000 0064	3005 000 3105
MS 162, MS 172, MS 182, MS 212	3/8"	1/4"①	3661 000 0064	3005 000 3205
MS 170, MS 171, MS 180, MS 181, MS 194	3/8"	1/4"②	3661 000 0064	3005 000 3205
<b>EMERGENCY SERVICES (RDR)</b>				
MS 462 C-M R	3/8"	3/8"	3944 000 0072	3005 002 9421

## CUTTING TO LENGTH

Tree harvester / firewood processor (RMHS, RMH)



Robust and durable saw chain for use on special machines in mechanical wood harvesting and firewood preparation. Reduced tensions result in low levels of crack formation with low wear and a particularly long service life. **Must not be used on hand-guided chainsaws.**

More information is available from your STIHL dealer.



## LONGITUDINAL CUT (RMX, PMX)



Special longitudinal cut saw chain for use on longitudinal cut tools as well as mobile small sawmills. Half-chisel tooth chain with high cut quality, with a low level of vibration and soft cutting characteristics.

More information is available from your STIHL dealer.



① Rapid chain sprocket and clutch drum required for retrofitting Carving to 1/4" (set order number: 1148 007 1002)

② Rapid chain sprocket required for retrofitting Carving to 1/4" (order number: 1123 640 2007)



# STIHL GUIDE BARS

## MASTER ANY CHALLENGE

STIHL has the right guide bar for every application. Intensive research, high-quality materials, and innovative production methods guarantee that every guide bar is of STIHL quality.



### THREE-PART GUIDE BARS

Universal-use, three-part guide bars are lightweight and yet robust. They are made of three electrically welded metal plates; the middle plate is extensively hollowed out. This results in a reduced weight, without any compromise in terms of stability. The closed bearing on the sprocket nose means that these bars are maintenance-free, making your tool both easy to handle and versatile.

### LIGHT 01

(previously: Rollomatic E Mini)

- ✓ For smaller chainsaws and pole pruners
- ✓ For 1/4" P and 3/8" P pitch saw chains
- ✓ Groove width 1.1 mm and 1.3 mm
- ✓ Low-kickback, maintenance-free
- ✓ One rivet (01) on the sprocket nose for better durability of the star bearing



### LIGHTWEIGHT GUIDE BARS

Their special manufacturing process makes STIHL lightweight guide bars lighter than traditional bars. This not only makes it easier to work with the saw, but also reduces the strain on the user, particularly during professional use in tree maintenance and in the forest. Lightweight guide bars are available for small and lightweight chainsaws, right up to powerful felling saws.

### LIGHT P01

(previously: Rollomatic E Mini Light)

- ✓ For smaller chainsaws and pole pruners
- ✓ Made from fibreglass-reinforced polyamide (P) for a weight reduction of up to 25% compared to conventional guide bars
- ✓ For saw chains with a 3/8" P pitch
- ✓ Groove width 1.1 mm



### SOLID BARS AND REPLACEABLE NOSE BARS

Guide bars with a solid steel body. The hardened special steel ensures high stability and durability. For use with mid- to high-output chainsaws. The familiar classic - reliable and long-lasting.

### ROLLOMATIC ES

- ✓ For professional applications with powerful chainsaws
- ✓ Particularly sturdy, durable solid steel bar
- ✓ With replaceable bar nose
- ✓ Maintenance-free
- ✓ For saw chains with a 3/8" and .404" pitch
- ✓ Groove width 1.3 mm and 1.6 mm



**LIGHT 04**  
(previously: Rollomatic E)

- ✓ For smaller to medium-sized chainsaws
- ✓ For  $\frac{3}{8}$ " P .325" and  $\frac{3}{8}$ " pitch saw chains
- ✓ Groove width 1.1 mm, 1.3 mm and 1.6 mm
- ✓ Low-kickback, maintenance-free
- ✓ Four rivets (O4) on the sprocket nose for high stability



**LIGHT 06**  
(previously: Rollomatic E)

- ✓ For powerful chainsaws and the toughest applications
- ✓ For saw chains with a  $\frac{3}{8}$ " pitch
- ✓ Groove width 1.3 mm and 1.6 mm
- ✓ Robust guide bar structure, recognisable by the six rivets (O6) on the sprocket nose



**LIGHT P04**  
(previously: Rollomatic E Light)

- ✓ For smaller to medium-sized chainsaws
- ✓ Made from fibreglass-reinforced polyamide (P) for a weight reduction of up to 30 % compared to conventional guide bars
- ✓ For saw chains with a  $\frac{3}{8}$ " P pitch
- ✓ Groove width 1.3 mm



**ROLLOMATIC ES LIGHT**

- ✓ For powerful chainsaws and professional use in forestry
- ✓ Made of special wear-resistant steel with hollowed-out cavities for a weight reduction of up to 30% compared to conventional bars
- ✓ With replaceable bar nose and maintenance-free sprocket nose bearing
- ✓ For saw chains with a  $\frac{3}{8}$ " pitch
- ✓ Groove width 1.3 mm and 1.6 mm



**DUROMATIC E**

- ✓ For the toughest forestry applications with powerful chainsaws
- ✓ Particularly sturdy, durable solid bar with protective carbide plating (stellite) on the bar nose
- ✓ For saw chains with a  $\frac{3}{8}$ " and .404" pitch
- ✓ Groove width 1.3 mm and 1.6 mm



**CARVING**  
(previously: Carving E)

- ✓ Special guide bars for wood carving
- ✓ For  $\frac{1}{4}$ " P and  $\frac{1}{4}$ " pitch saw chains
- ✓ Groove width 1.1 mm and 1.3 mm
- ✓ With protective carbide plating (stellite) on the bar nose
- ✓ Particularly low kickback, lightweight, with optical guide





## BAR DESIGN IN DETAIL

Changing the design makes it even easier for you to identify the right guide bar for your chainsaw and application (the function, material and technical features of the bars have not changed). The following details on the guide bar will help you to do this:

You can find all the details you need to select the right saw chain in the service field.

The name "Light" is used to identify weight-optimised guide bars, while the added "P" stands for fibreglass-reinforced polyamide and is used to indicate our special lightweight guide bars.

The numbers 01, 04 and 06 stand for the number of rivets on the sprocket nose.



The properties of our guide bars are indicated using icons as well as colour coding on the bar mount.



low-kickback



regular



Ematic



lightweight design



6-rivet



nose bar



stellite reinforcement



## NEW BAR DESIGN

STIHL is currently changing the production of guide bars. Therefore, for logistical reasons, you may currently receive a product with a different name and design when ordering bars. The products are technically the same, they differ only in design and product designation. We apologise for any inconvenience.



# HOW TO CHOOSE THE RIGHT CUTTING ATTACHMENT

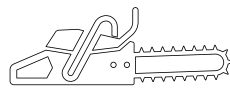
To use your chainsaw most efficiently, it should be perfectly coordinated with the guide bar and saw chain. We will show you how to choose the right cutting attachment.

## CHOOSING A GUIDE BAR

You can select the right guide bar based on your preferred **bar length** and the **groove width** of your **chainsaw model**.

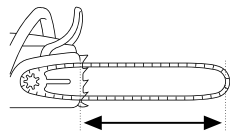
### CHAINSAW MODELS

You can find the model number of your chainsaw on the rating plate located on the side of your power tool, or on the inside of the chain brake.



### BAR LENGTH

The bar length required depends on your planned application.



### DRIVE LINK THICKNESS / GROOVE WIDTH

The drive links guide the saw chain on the bar. The groove width of the guide bar and the drive link thickness of the saw chain must match.



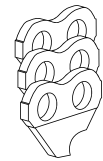
## CHOOSING A SAW CHAIN

Once you have chosen the right guide bar, you can use the information in the **guide bar service field** to determine the technical information (pitch and groove width), the **11-digit order number** of the matching saw chain.

-  MICRO
-  SUPER
-  HEXA
-  DURO

### CHAIN TYPE

The chain type is determined by the shape of the blade tooth. You should select the right chain type based on your preferred saw chain properties.



### NUMBER OF DRIVE LINKS

The number of drive links determines the length of the saw chain. Only the drive links are counted, and not the blade teeth for example. The correct number of drive links for the bar length is indicated in the service field of the guide bar.



# CUTTING ATTACHMENT OVERVIEW

	Bar length <sup>①</sup> (cm)	Chain pitch (inches)	Drive link thickness / groove width (mm)	Number of drive links	Micro part order number	Micro 3 part order number	Super part order number	Super 3 part order number	Duro 3 part order number
<b>CHAINSAWS AND PRUNERS</b>	<b>SAW CHAINS</b>								
<b>GTA 26</b>	10	¼" P	1.1	28	-	3670	-	-	-
<b>MS 151 T, MS 194 T, MSA 120, MSA 140, MSA 60, MSA 70, MSA 80, MSA 160, MSA 160 T, MSA 200</b>	25	¼" P	1.1	56	-	3670	-	-	-
	30	¼" P	1.1	64	-	3670	-	-	-
<b>MS 151 T, MSA 160, MSA 200</b>	35	¼" P	1.1	72	-	3670	-	-	-
<b>MSA 161 T</b>	25	¼" P	1.1	57	-	3670	-	-	-
	30	¼" P	1.1	65	-	3670	-	-	-
<b>MS 162, MS 172, MS 194, MSE 141, MSE 170</b>	30	⅜" P	1.1	44	-	3610	-	-	-
	35	⅜" P	1.1	50	-	3610	-	-	-
	40	⅜" P	1.1	55	-	3610	-	-	-
<b>MS 182, MS 201, MS 211, MS 212, MS 231<sup>②</sup>, MSE 170<sup>②</sup>, MS 194 T</b>	30	⅜" P	1.1	44	-	-	-	3699	-
	30	⅜" P	1.3	44	-	3636	3617	3616	3612
	35	⅜" P	1.1	50	-	-	-	3699	-
	35	⅜" P	1.3	50	-	3636	3617	3616	3612
	40	⅜" P	1.1	55	-	-	-	3699	-
	40	⅜" P	1.3	55	-	3636	3617	3616	3612
<b>MS 201 T, MSA 220 T</b>	30	⅜" P	1.3	44	-	3636	-	3616	3612
	35	⅜" P	1.3	50	-	3636	-	3616	3612
	40	⅜" P	1.3	55	-	3636	-	3616	3612

① The actual bar length is shorter than the stated bar length

② An extra drive link must be used on the MS 231 and MS 251 (35 and 40 cm bar length) and on the MSE 170 (30, 35 and 40 cm bar length) model with Quick Chain Tensioning and seven-tooth sprocket



## THE POWER DUO: 3/8" PS3 PRO AND LIGHT 04

The cutting attachment, consisting of the 3/8" PS3 Pro saw chain and Light 04 guide bar with 1.1 mm groove width is ideal for chainsaws in the 1.6–2.0 kW performance class. Its slender shape allows for up to 20% improvement in cutting performance compared to the familiar 3/8" PS saw chain with a drive link thickness of 1.3 mm. The cutting attachment is distinguished by its low pressure-sensitivity and glides almost effortlessly through the wood thanks to its strong cutting performance. The result: precise, clean cuts in next to no time.

**Light P01** (previously:  
Rollomatic E Mini Light), **Light  
P04** (previously: Rollomatic  
E Light)  
Order number

**Light**  
Order number

**Light O1**  
(previously: Rollomatic E Mmini)  
Order number

**Light O4**  
(previously Rollomatic E)  
Order number

Number of teeth in sprocket  
nose

### GUIDE BARS

Light P01 (previously: Rollomatic E Mini Light), Light P04 (previously: Rollomatic E Light) Order number	Light Order number	Light O1 (previously: Rollomatic E Mmini) Order number	Light O4 (previously Rollomatic E) Order number	Number of teeth in sprocket nose
-	3007 003 0101	-	-	-
-	-	3005 008 3403	-	8
-	-	3005 008 3405	-	8
-	-	3005 008 3409	-	8
-	-	3005 008 3403	-	8
-	-	3005 008 3405	-	8
3005 000 7605	-	3005 000 3905	-	7
3005 000 7609	-	3005 003 3909	-	7
-	-	3005 008 3913	-	7
-	-	-	3005 000 4405	9
3005 000 7405	-	-	3005 000 4805	9
-	-	-	3005 000 4409	9
3005 000 7409	-	-	3005 000 4809	9
-	-	-	3005 000 4413	9
3005 000 7413	-	-	3005 000 4813	9
3005 000 7405	-	-	3005 000 4805	9
3005 000 7409	-	-	3005 000 4809	9
3005 000 7413	-	-	3005 000 4813	9



	Bar length <sup>ⓐ</sup> (cm)	Chain pitch (inches)	Drive link thickness / groove width (mm)	Number of drive links	SAW CHAINS						
					Micro part order number	Micro 3 part order number	Super part order number	Super 3 part order number	HEXA part order number	HEXA 3 part order number	Duro 3 part order number
<b>CHAINSAWS</b>					<b>SAW CHAINS</b>						
<b>MS 251<sup>ⓑ</sup></b>	35	.325	1.6	56	-	3689	3639	-	-	-	3667
	35	.325	1.3	56	3693	3695	3690	3694	-	-	3696
	40	.325	1.6	62	-	3689	3639	-	-	-	3667
	40	.325	1.3	62	3693	3695	3690	3694	-	-	3696
<b>MS 261, MS 271, MSA 300</b>	32	.325	1.6	56	3686	3689	3639	-	-	-	3667
	35	.325	1.3	60	3693	3695	3690	3694	-	-	3696
	37	.325	1.6	62	3686	3689	3639	-	-	-	3667
	40	.325	1.3	67	3693	3695	3690	3694	-	-	3696
	40	.325	1.6	67	3686	3689	3639	-	-	-	3667
<b>MS 291, MS 311, MS 362, MS 391</b>	35	3/8	1.6	54	3652	3664	3621	3626	3132	3134	3683
	37	3/8	1.6	56	3652	3664	3621	3626	3132	3134	3683
	40	3/8	1.6	60	3652	3664	3621	3626	3132	3134	3683
	40	3/8	1.6	60	3652	3664	3621	3626	3132	3134	3683
	45	3/8	1.6	66	3652	3664	3621	3626	3132	3134	3683
<b>MS 400, MS 462, MS 500i, MS 661</b>	40	3/8	1.6	60	3652	3664	3621	3626	3132	3134	3683
	45	3/8	1.6	66	3652	3664	3621	3626	3132	3134	3683
	50	3/8	1.6	72	3652	-	3621	3626	3132	3134	3683
	63	3/8	1.6	84	3652	-	3621	3626	3132	3134	3683
<b>MS 500i, MS 661</b>	71	3/8	1.6	91	-	-	3621	3626	3132	3134	3683
	80	3/8	1.6	105	-	-	3621	3626	3132	3134	3683
<b>MS 661</b>	90	3/8	1.6	114	-	-	3621	3626	3132	3134	3683
<b>MS 881<sup>ⓑ</sup></b>	53	.404	1.6	68	3668	-	3946	-	-	-	-
	63	.404	1.6	80	3668	-	3946	-	-	-	-
	75	.404	1.6	91	3668	-	3946	-	-	-	-
	90	.404	1.6	104	3668	-	3946	-	-	-	-
	90	.404	1.6	108	3668	-	3946	-	-	-	-
<b>POLE PRUNERS</b>					<b>SAW CHAINS</b>						
<b>HT 56, HT 135, HTA 50, HTA 66, HTA 86, HTA 135</b>	25	1/4" P	1.1	56	-	3670	-	-	-	-	-
	30	1/4" P	1.1	64	-	3670	-	-	-	-	-
<b>HT 56</b>	30	3/8" P	1.1	44	-	3610	-	-	-	-	-

ⓐ The actual bar length is shorter than the stated bar length

ⓑ An extra drive link must be used on the MS 231 and MS 251 (35 and 40 cm bar length) and on the MSE 170 (30, 35 and 40 cm bar length) models with Quick Chain Tensioning and seven-tooth sprocket

**Light P01** (previously: Rollomatic E Mini Light), **Light P04** (previously: Rollomatic E Light)  
Order number

**Rollomatic ES Light**  
Order number

**Light O1** (previously Rollomatic E Mini)  
Order number

**Light O4** (previously Rollomatic E)  
Order number

**Light O6** (previously Rollomatic E)  
Order number

**Rollomatic ES**  
Order number

Number of teeth in sprocket nose

**Duromatic E**  
Order number

**GUIDE BARS**

-	-	-	3005 000 4709	-	-	11	-
-	-	-	3005 000 7009	-	-	11	-
-	-	-	3005 000 4713	-	-	11	-
-	-	-	3005 000 7013	-	-	11	-
-	-	-	3003 000 5306	-	-	11	-
-	-	-	3003 000 3309	-	-	10	-
-	-	-	3003 008 6811	-	-	11	-
-	-	-	3003 000 3313	-	-	10	-
-	-	-	3003 008 6813	-	-	11	3003 000 9213
-	-	-	3003 000 7709	-	-	9	-
-	-	-	3003 008 6111	-	-	10	-
-	-	-	3003 000 7713	-	-	9	-
-	-	-	3003 008 6113	-	-	10	-
-	-	-	3003 008 7717	-	-	10	-
-	-	-	-	3003 000 5213	-	11	3003 000 9213
-	-	-	-	3003 000 5217	-	11	3003 000 9217
-	3003 000 2021	-	-	3003 000 5221	-	11	3003 000 9221
-	3003 000 2031	-	-	3003 000 5231	-	11	3003 001 5631
-	3003 000 2038	-	-	-	3003 000 6038	11	-
-	3003 000 2046	-	-	-	3003 000 6046	11	-
-	3003 000 2053	-	-	-	3003 000 6053	11	-
-	-	-	-	-	-	-	3002 001 9223
-	-	-	-	-	3002 000 9731	-	3002 000 9231
-	-	-	-	-	3002 000 9741	-	3002 000 8041
-	-	-	-	-	-	-	3002 002 8052
-	-	-	-	-	3002 000 9753	-	-

**GUIDE BARS**

-	-	3005 008 3403	-	-	-	8	-
-	-	3005 008 3405	-	-	-	8	-
3005 000 7605	-	3005 000 3905	-	-	-	7	-

Ⓢ Applicable to seven-tooth sprocket; extra drive link on the eight-tooth sprocket



# ACCESSORIES

## FILING KITS

Includes file holder with round file, flat file and file gauge in a sturdy case.



**1/4" P**  
Order number **5605 007 1000**

**3/8"**  
Order number **5605 007 1029**

**1/4" and 3/8" P**  
Order number **5605 007 1027**

**.404"**  
Order number **5605 007 1030**

**.325"**  
Order number **5605 007 1028**

**HEXA Sharpening Kit**  
Order number **5607 007 1000**

## 2-IN-1 FILE HOLDER

Practical tool for quickly sharpening the teeth and depth gauge in a single step. Ideal for occasional use For 1/4"-P, 3/8"-P, .325", 3/8" and .404" saw chains, integrated file tolerance compensation (only from STIHL).



**1/4" P**      **Ø 3.2 mm**  
Order number **5605 750 4306**

**3/8"**      **Ø 5.2 mm**  
(cannot be used with 3/8" HEXA)  
Order number **5605 750 4305**

**1/4" and 3/8" P**      **Ø 4.0 mm**  
Order number **5605 750 4303**

**.404"**      **Ø 5.5 mm**  
Order number **0000 750 4300**

**.325"**      **Ø 4.8 mm**  
Order number **5605 750 4304**

## ACCESSORIES: REPLACEMENT ROUND FILE FOR 1/4" P SAW CHAIN



Only for the 2-in-1 file holder for sharpening the 1/4", 3/8" P, .325", 3/8" and .404" saw chain, not to be used for filing by hand.

Order number **0000 893 6401**

## ACCESSORIES: REPLACEMENT FLAT FILE FOR THE DEPTH GAUGE



For the 2-in-1 file holder, for sharpening the depth gauge.

Order number **0814 252 3001**

## FILE HOLDER WITH ROUND FILE



**1/4" P**      **Ø 3.2 mm**  
Order number **5605 750 4300**

**1/4" and 3/8" P**      **Ø 4.0 mm**  
Order number **5605 750 4327**

**.325"**      **Ø 4.8 mm**  
Order number **5605 750 4328**

**3/8"**      **Ø 5.2 mm**  
Order number **5605 750 4329**

**.404"**      **Ø 5.5 mm**  
Order number **5605 750 4330**

## SAW CHAIN ROUND FILES

For STIHL filing kits and file holder (without file handle).

**1/4" P**      **Ø 3.2 × 150 mm**  
Order number **5605 771 3206**

**1/4"**      **Ø 4.0 × 200 mm**  
Order number **5605 773 4003**

**.404"**      **Ø 5.5 × 200 mm**  
Order number **5605 773 5503**

**.325"**      **Ø 4.8 × 200 mm**  
Order number **5605 773 4803**

**3/64**      **Ø 3.5 × 150 mm**  
Order number **5605 771 3506**

**3/8"**      **Ø 5.2 × 200 mm**  
Order number **5605 773 5203**

**1/4" P**      **Ø 6.35 × 200 mm**  
Order number **5605 771 6306**

## TRIANGULAR SHARPENING FILE



For FG 2 and FG 3, for reworking the depth gauge and for scratcher-tooth circular saw blades.

Order number **0811 421 8971**

## FLAT FILE



For precise reworking of the depth gauge. 150 mm.

Order number **0814 252 3000**

# ACCESSORIES FOR HEXA

FOR EASY SHARPENING OF YOUR PROFESSIONAL SAW CHAIN

## SHARPENING SET

Includes file holder with HEXA file, flat file and file gauge in a sturdy case.



**3/8" HEXA**

Order number **5607 007 1000**

## FILE GAUGES

For manual reworking of the depth gauge, made from hardened steel with special coating. Two settings for hard and soft wood. Both the groove and the bar's oil hole can be cleaned using the hook.



**3/8" HEXA**

Order number **0000 893 4009**

## HEXAGON FILE FOR HEXA

For HEXA saw chain (without file handle).

**3/8" HEXA**

**Ø 5.2 x 200 mm**

Order number **5607 772 5201**

For checking side and top-plate cutting angle, tooth length and depth gauge setting, and cleaning the groove and oil hole in the guide bar.



**3/8" HEXA**

Order number **1110 893 4000**

## GRINDING WHEEL

For the STIHL universal sharpener.



**3/8" HEXA**

Order number **5203 750 7018**



Scan the QR Code to see video instructions on how to sharpen HEXA saw chain.

➔ The STIHL universal sharpener can be found on page 103.



## PROFESSIONAL TIP

With the STIHL exclusive HEXA cutting system, the HEXAgon file is ideally adapted to the tooth shape of the saw chain. This means that the ideal sharpening angle is achieved each time the chain is sharpened, the sharpening process is quick, and the result is an almost perfectly sharpened HEXA saw chain. It will remain sharp for significantly longer than other saw chains such as the 3/8" RS, so it needs to be sharpened less often and therefore has a particularly long service life. All of which means you can work with the saw chain more effectively.





### FF 1 FILE HOLDER RANGE

Exclusive STIHL file holder guide. For accurate and easy file handling and proper chain sharpening. Ideal supplement to STIHL filing kits, minimal effort required, file not included.

<b>1/4" P</b>	<b>Ø 3.2 mm</b>	<b>.325"</b>	<b>Ø 4.8 mm</b>
Order number	<b>5614 000 7504</b>	Order number	<b>5614 000 7501</b>
<b>1/4", 3/8" P<sup>①</sup></b>	<b>Ø 4.0 mm</b>	<b>3/8"</b>	<b>Ø 5.2 mm</b>
Order number	<b>5614 000 7503</b>	Order number	<b>5614 000 7500</b>
<b>3/8" P<sup>②</sup></b>	<b>Ø 4.0 mm</b>	<b>.404"</b>	<b>Ø 5.5 mm</b>
Order number	<b>5614 000 7502</b>	Order number	<b>5614 000 7505</b>



### FG 4 ROLLER FILING TOOL

Exclusive STIHL roller filing tool. Ideal for weekly precision sharpening. Compact, minimal effort required, with file tip for adjusting the depth gauge setting, file not included.

<b>.325"</b>	<b>Ø 4.8 mm</b>
Order number	<b>5612 000 7501</b>

### FILE GAUGES

For manual reworking of the depth gauge, made from hardened steel with special coating. Two settings for hard and soft wood. Both the groove and the bar's oil hole can be cleaned using the hook.



<b>FL1</b>	<b>1/4" P</b>	<b>FL4</b>	<b>3/8"</b>
Order number	<b>0000 893 4006</b>	Order number	<b>0000 893 4009</b>
<b>FL2</b>	<b>3/8" P<sup>②</sup></b>	<b>FL5</b>	<b>.404"</b>
Order number	<b>0000 893 4007</b>	Order number	<b>0000 893 4010</b>
<b>FL3</b>	<b>.325"</b>		
Order number	<b>0000 893 4008</b>		

For checking side and top-plate cutting angle, tooth length and depth gauge setting, and cleaning the groove and oil hole in the guide bar.



<b>1/4" P</b>	<b>1/4", 3/8" P, .325" and 3/8"</b>
Order number	<b>0000 893 4005</b>
<b>.404"</b>	
Order number	<b>1106 893 4000</b>

### FILE HANDLES

Plastic handle. Suitable for round and HEXA files of 3.2 to 5.5 mm and all flat files.



Order number **0000 881 4504**

Wooden handle for all triangular, flat, round and HEXA files. For files from 4.0 to 5.5 mm.



Order number **0811 490 7860**

Plastic handle with filing angles. For round files from 3.2 to 5.5 mm.



Order number **0000 881 4500**

### FH 1

Soft handle with filing angles. For round files from 3.2 to 5.5 mm.



Order number **0000 881 4502**

① Groove 1.1 mm  
② Groove 1.3 mm

Ⓜ Images include optional equipment  
Ⓜ Not suitable for 1/4" PM3 saw chain

Ⓜ With shaped grinding wheel

## GUIDE BAR LEVELLER

Tool for removing burrs from the guide bar. Ergonomically shaped plastic holder with flat file (100 × 22 mm) made of hardened tool steel.



Order number **5605 773 4400**

## ACCESSORIES: FLAT FILE



Order number **5605 773 4200**

## CHECK GAUGE

For measuring the pitch of the chain and sprocket, as well as the thickness of the drive link and groove width of the guide bar.



Order number **0000 893 4105**

For determining the degree of wear on chain sprockets. Regular checks and proactive replacement reduce wear on the cutting attachment.



Order number **0000 893 4101**

## FILE ANGLE PLATE

Aid for filing the chain. Angle lines (25° / 30°) for aligning the file, two magnetic clamps.



Order number **0000 750 9900**

## STORAGE CASE FOR SAW CHAINS

Durable, lightweight plastic box. Two separators.



Dimensions **18 × 12 × 4 cm**  
Order number **0000 882 5900**

## FILING VICES

### S 260

Lightweight and convenient design. Easy to drive into the wood and fix the guide bar, includes practical holster.



Order number **0000 881 0402**

### L 700

Large and heavy-duty design. Can be easily driven into wood.



Order number **0000 881 0403**

## STIHL USG BASIC UNIT

Universal filing tool for all STIHL saw chains and circular saw blades for FS models and hedge trimmer blades. Complete with swivel support for all STIHL Oilomatic saw chains and two shaped grinding wheels. Also suitable for sharpening STIHL Duro saw chains.



Order number **5203 200 0008**

## USG ACCESSORIES (NOT PICTURED)

Swivel head for hedge trimmer blade<sup>®</sup>

Order number **5203 750 1400**

Swivel head for FS circular saw blades<sup>®</sup>

Order number **5203 750 2800**

Foot tensioner

Order number **5203 007 1003**

Diamond dressing attachment

Order number **5203 890 4400**

Diamond grinding wheel for 3/8" PD3, .325" RD3 and 3/8" RD3

Order number **5203 757 0906**

Grinding wheel for 3/8" HEXA

Order number **5203 750 7018**

## WEDGES

### ALLOY WEDGES



Size **XS - 190G/12CM**

Order number **0000 881 2201**



Size **S - 600G/22CM**

Order number **0000 881 2222**



Size **M - 800G/24CM**

Order number **0000 881 2223**



Size **L - 1000G/26CM**

Order number **0000 881 2224**



Size **ROTATING - 920G**

Order number **0000 881 2221**

### PLASTIC WEDGES



Size **200MM - WHITE**

Order number **7004 871 0152**



Size **150MM - ORANGE**

Order number **7004 871 0314**



Size **200MM - ORANGE**

Order number **0000 893 6802**



Size **250MM - ORANGE**

Order number **0000 893 6882**



Size **300MM - ORANGE**

Order number **0000 893 6884**



## PETROL-DRIVEN HEDGE TRIMMERS

- Powerful tools with low weight and high cutting performance
- For use on large grounds
- For park and landscape maintenance
- Delivers the perfect cut for thick hedges and ornamental trees



### HS 45

27.2 cm<sup>3</sup> • 0.75 kW / 1.0 hp • from 4.7 kg<sup>Ⓞ</sup>

Entry-level model for the maintenance of shrubs and bushes in the garden. STIHL anti-vibration system, long-life air filter system, single-sided cutting blades, integrated cut protection.

Bar length **45 cm**  
Order number **4228 011 2947**

Bar length **60 cm**  
Order number **4228 011 2948**



### HS 56

21.4 cm<sup>3</sup> • 0.65 kW / 0.9 hp • 4.4 kg<sup>Ⓞ</sup>

Perfect for landscapers and farmers. STIHL anti-vibration system, long-life air filter system, master control lever, tool-free fuel cap, double-sided cutting blades, screw-on cut and tip protector. For more information on features and specifications turn to page 108.

Bar length **60 cm**  
Order number **4242 011 2909**



### HS 82 R

22.7 cm<sup>3</sup> • 0.7 kW / 1.0 hp • from 5.3 kg<sup>Ⓞ</sup>

Professional tool with high blade speed for fine cutting. A simplified start-up sequence for convenient starting. STIHL anti-vibration system, long-life air filter system, double-sided cutting blades in the trimming version, rotating multi-function handle, screw-on cut and tip protector, stop button.

Bar length **75 cm**  
Order number **4237 011 2963**

Ⓞ Weight excluding fuel, fully assembled



### HS 82 T

22.7 cm<sup>3</sup> • 0.7 kW / 1.0 hp • from 4.9 kg<sup>Ⓞ</sup>

Professional tool with high blade speed for fine cutting. A simplified start-up sequence for convenient starting. STIHL anti-vibration system, double-sided cutting blades in the trimming version, rotating multi-function handle, screw-on cut and tip protector, stop button.

Bar length **60 cm**  
Order number **4237 011 2976**



### HS 87 T

22.7 cm<sup>3</sup> • 0.7 kW / 1.0 hp • 5.2 kg<sup>Ⓞ</sup>

Professional tool with single-sided cutting blades in the trimming version. STIHL 2-MIX engine, STIHL anti-vibration system, long-life air filter system, double-sided cutting blades, screw-on tip protector, stop button. For more information on features and specifications turn to page 108.

Bar length **100 cm**  
Order number **4237 011 2964**



PAGE **229**

### SUPERCLEAN

Loosens resin and dirt from hedge trimmer blades and acts as corrosion protection and lubricant. Available in a 300 ml spray can.



R = Pruning  
T = Trimming



## ELECTRIC HEDGE TRIMMERS

- For trimming hedges and bushes in domestic outdoor areas
- Easy to handle
- Especially light and quiet



### HSE 42

240 V • 420 W • 3.0 kg

Ideal for trimming and cutting twigs and thin branches. Integrated cut protection, screw-on tip protector, mechanical blade brake, single-sided cutting blades, cable strain relief with lock. For more information on features and specifications turn to page 108.

Bar length **45 cm**  
Order number **4818 011 3522**



### HSE 61

240 V • 500 W • from 3.9 kg

With 5-position turning handle for flexible, easy cutting. Integrated cut protection, screw-on tip protector, shaft extension, single-sided cutting blades, low vibration, cable strain relief. For more information on features and specifications turn to page 108.

Bar length **50 cm**  
Order number **4812 011 3504**



### HSE 71

240 V • 600 W • from 4.2 kg

Suitable for tough branches. Integrated cut protection, screw-on tip protector, shaft extension, single-sided cutting blades, 5-position rotary handle, minimum vibration, cable strain relief. For more information on features and specifications turn to page 108.

Bar length **70 cm**  
Order number **4812 011 3505**

## ACCESSORIES AND PARTS FOR HEDGE TRIMMERS

- Handy helpers to lighten your workload
- Service kits for simple standard maintenance
- Tip protectors and catcher plate



### SERVICE KITS

Tackle your own straightforward maintenance work with the Service Kits for STIHL petrol-driven hedge trimmers: each kit contains a spark plug, fuel filter, and fleece filter. With proactive, regular standard maintenance, you can protect your power tool against dirt and damage while also increasing its service life. The only additional maintenance implement you need is the combination socket tool.

**Service Kit 25** for HS 45  
Order number **4140 007 4101**



### CARRY BAG

Lightweight, durable bag for transport and storage of all STIHL KombiEngines with a wraparound handle, and the FS-KM or HL-KM KombiTools. Also ideal for the KMA 80 R, KMA 135 R, HSA 50, HSA 60, HSA 100, HLA 56, BGA 57, BGA 60, BGA 86 and BGA 100 battery power tools, each with one battery and charger. The contents shown are not included with the bag.

Order number **0000 881 0507**



### CATCHER PLATE FOR CUTTING BLADES

For catching and removing cuttings. For a 50 cm cutting length, can be fitted tool-free on both sides.

**For HSA 50, HSA 56, HSA 60, HSA 66, HSA 86, all HSE models, HLA 56, HLA 66 and HLA 86**

Order number **4859 740 3300**



	Order number	Bar length (cm)	Displacement (cm <sup>3</sup> )	Power output (kW / hp)	Rated voltage (V)	Power consumption (W)	Weight (kg)	Sound pressure level <sup>Ⓞ</sup> (dB(A))	Sound power level <sup>Ⓞ</sup> (dB(A))	Vibration level, left/right <sup>Ⓞ</sup> (m/s <sup>2</sup> )	STIHL engine (2-MIX / 4-MIX <sup>®</sup> ) / STIHL battery system
<b>PETROL-DRIVEN HEDGE TRIMMERS</b>											
<b>HS 45</b>	4228 011 2935	45	27.2	0.75 / 1.0	-	-	4.7 <sup>Ⓞ</sup>	97	106	10.0/9.0	-
<b>HS 45</b>	4228 011 2948	60	27.2	0.75 / 1.0	-	-	5.0 <sup>Ⓞ</sup>	97	106	10.0/9.0	-
<b>HS 56</b>	4242 011 2909	60	21.4	0.65 / 0.9	-	-	4.5 <sup>Ⓞ</sup>	95	106	4.7/5.5	2-MIX
<b>HS 82 R</b>	4237 011 2963	75	22.7	0.7 / 1.0	-	-	5.6 <sup>Ⓞ</sup>	94	106	2.4/2.8	2-MIX
<b>HS 82 T</b>	4237 011 2976	60	22.7	0.7 / 1.0	-	-	5.1 <sup>Ⓞ</sup>	95	106	2.7/2.1	2-MIX
<b>HS 87 T</b>	4237 011 2964	100	22.7	0.7 / 1.0	-	-	5.2 <sup>Ⓞ</sup>	97	107	2.6/2.6	2-MIX
<b>BATTERY HEDGE TRIMMERS</b>											
<b>HSA 26</b>	HA03 011 3504	20	-	-	10.8	-	0.8 <sup>Ⓞ</sup>	69	80	- / 1.0 <sup>Ⓞ</sup>	AS-System
<b>HSA 26 SET</b> with AS 2 + AL 1	HA03 011 3510	20	-	-	10.8	-	1.0 <sup>Ⓞ</sup>	69	80	- / 1.0 <sup>Ⓞ</sup>	AS-System
<b>HSA 30</b>	HA08 011 3500	45	-	-	10.8	-	2.0 <sup>Ⓞ</sup>	82	90	1.9 / 1.4	AS-System
<b>HSA 30 SET</b> with AS 2 + AL 1	HA08 011 3513	45	-	-	10.8	-	2.2 <sup>Ⓞ</sup>	82	90	1.9 / 1.4	AS-System
<b>HSA 40</b>	HA08 011 3520	50	-	-	10.8	-	2.1 <sup>Ⓞ</sup>	82	90	1.9 / 1.4	AS-System
<b>HSA 40 SET</b> with 2x AS 2 + AL 1	HA08 011 3533	50	-	-	10.8	-	2.3 <sup>Ⓞ</sup>	82	90	1.9 / 1.4	AS-System
<b>HSA 50</b>	4521 011 3530	50	-	-	36	-	2.9 <sup>Ⓞ</sup>	78	89	2.0 / 1.6	AK-System
<b>HSA 50 SET</b> with AK 10 + AL 101	4521 011 3544	50	-	-	36	-	3.7 <sup>Ⓞ</sup>	78	89	2.0 / 1.6	AK-System
<b>HSA 60</b>	HA06 011 3500	60	-	-	36	-	3.5 <sup>Ⓞ</sup>	77	85	1.5 / 1.0	AK-System
<b>HSA 60 SET</b> with AK 10 + AL 101	HA06 011 3514	60	-	-	36	-	4.3 <sup>Ⓞ</sup>	77	85	1.5 / 1.0	AK-System
<b>HSA 100</b>	HA07 011 3500	60	-	-	36	-	3.7 <sup>Ⓞ</sup>	76	84	1.0 / 0.8	AP-System
<b>HSA 130 R</b>	4869 011 3561	75	-	-	36	-	4.4 <sup>Ⓞ</sup>	84	95	3.6 / 2.8	AP-System
<b>HSA 130 T</b>	4869 011 3566	60	-	-	36	-	3.9 <sup>Ⓞ</sup>	84	95	3.0 / 2.8	AP-System
<b>ELECTRIC HEDGE TRIMMERS</b>											
<b>HSE 42</b>	4818 011 3522	45	-	-	240	420	3.0 <sup>Ⓞ</sup>	84	95	3.1 / 1.5	-
<b>HSE 61</b>	4812 011 3504	50	-	-	240	500	3.9 <sup>Ⓞ</sup>	85	96	5.3 / 3.3	-
<b>HSE 71</b>	4812 011 3572	70	-	-	240	600	4.2 <sup>Ⓞ</sup>	88	99	3.8 / 2.6	-

- Fitted as standard
- Retrofittable (accessory)

R = Pruning  
T = Trimming

- Ⓞ K-factor in accordance with Directive 2006 / 42 / EC = 2.0 dB(A)
- Ⓞ K-factor in accordance with Directive 2006 / 42 / EC = 2 m/s<sup>2</sup>
- Ⓞ Weight excluding fuel, fully assembled

Total length (cm)	Stroke rate (rpm)	Tooth spacing (mm)	STIHL anti-vibration system	STIHL ElastoStart	STIHL Easy2Start	Rotating multi-function handle	STIHL Smart Connector 2 A
95	4,030	30	●	●	-	-	-
110	4,030	30	●	●	-	-	-
104	3,600	34	●	-	●	-	-
135	3,200	38	●	-	-	●	-
121	5,100	30	●	-	-	●	-
135	5,100	30	●	-	-	-	-
50	2,200	19	-	-	-	-	-
50	2,200	19	-	-	-	-	-
89	2,800	22	-	-	-	-	-
89	2,800	22	-	-	-	-	-
94	2,800	24	-	-	-	-	-
94	2,800	24	-	-	-	-	-
101	2,800	30	-	-	-	-	-
101	2,800	30	-	-	-	-	-
117	3,000	34	●	-	-	●	-
117	3,000	34	●	-	-	●	-
116	3,000	34	●	-	-	●	-
132	2,800 / 3,000 / 3,200 <sup>ⓐ</sup>	38	-	-	-	●	○
118	4,400 / 4,700 / 5,000 <sup>ⓐ</sup>	30	-	-	-	●	○
92	3,400	21	-	-	-	-	-
113	3,200	29	-	-	-	●	-
133	2,600	36	-	-	-	●	-

ⓐ Weight excluding battery, including shrub cutter  
 ⓑ Weight including battery and shrub cutter, but excluding charger

ⓐ Weight including battery  
 ⓑ Weight excluding battery  
 ⓒ Weight including battery, excluding charger

ⓐ Weight excluding cable  
 ⓑ With shrub cutter / with grass trimmer  
 ⓒ Level 1 / level 2 / level 3



## LONG-REACH HEDGE TRIMMER AND ACCESSORIES


- Petrol models for professional applications in landscape maintenance as well as demanding domestic applications
- Available in short or long shaft versions
- For particularly wide, high or long hedges right down to ground level, and shrubs around the outside of the home.



### HL 94

24.1 cm<sup>3</sup> • 0.9 kW / 1.2 hp • 6.2 kg<sup>Ⓞ</sup>

For professional work on tall hedges and use close to the ground. Reduced-weight transmission, with STIHL ECOSPEED for speed control when working for long periods in noise-sensitive areas, cutter bar adjustable by 145°. Total length 242 cm. For more information on features and specifications turn to page 112.



Bar length  
Order number

60 cm  
4243 200 0032



PAGE **224**

### FUEL AND SOLVENTS

Premixed fuel and cleaning solvents



<sup>Ⓞ</sup> Weight excluding battery



## BRACKET FOR PROFESSIONAL TELESCOPIC SHAFT



For outstanding ergonomic design in combination with a shoulder strap or the RTS harness. The tool is easy to attach and quick to release. Suitable for HT 135, HTA 86, HLA 86 and HTA 135. For the HT 105, HT 135 and HTA 135, already included in the scope of delivery.

Order number **0000 790 8600**

## CATCHER PLATE FOR CUTTING BLADES



For catching and removing cuttings. For a 50 cm cutting length, can be fitted tool-free on both sides.

For HSE models, HLA 56, HLA 66 and HLA 86

Order number **4859 740 3300**



## TIP PROTECTORS

Prevents the end of the cutter bar from getting damaged while working close to walls and the ground (not suitable for HLA).

For HL 94

Order number **4237 792 9006**



## CARRY BAG

Lightweight, durable bag for transport and storage of all STIHL KombiEngines with a wraparound handle, and the FS-KM or HL-KM KombiTools. Also ideal for the KMA 80 R, KMA 135 R, HSA 50, HSA 60, HSA 100, HLA 56, BGA 57, BGA 60, BGA 86 and BGA 100 battery power tools, each with one battery and charger. The contents shown are not included with the bag.

Order number **0000 881 0507**

	Order number	Bar length (cm)	Displacement (cm <sup>3</sup> )	Power output (kW / hp)	Rated voltage (V)	Power consumption (W)	Weight (kg)	Sound pressure level <sup>①</sup> (dB(A))	Sound power level <sup>②</sup> (dB(A))	Vibration level, left / right <sup>③</sup> (m/s <sup>2</sup> )
<b>PETROL LONG-REACH HEDGE TRIMMER</b>										
<b>HL 94</b>	<b>4243 200 0032</b>	60	24.1	<b>0.9 / 1.2</b>	-	-	6.2 <sup>②</sup>	91	106	6.5 / 5.4
<b>BATTERY LONG-REACH HEDGE TRIMMERS</b>										
<b>HLA 56 (135°)</b>	<b>HA01 011 2910</b>	45	-	-	36	-	3.8 <sup>②</sup>	80	88	1.5 / 1.5
<b>HLA 66 (115°)</b>	<b>4859 011 2910</b>	50	-	-	36	-	3.8 <sup>②</sup>	80	91	2.3 / 1.8
<b>HLA 86 (115°)</b>	<b>4859 011 2930</b>	50	-	-	36	-	4.8 <sup>②</sup>	80	91	2.3 / 1.6
<b>HLA 135 K (145°)</b>	<b>HA04 200 0005</b>	50	-	-	36	-	5.2 <sup>②</sup>	85	96	2.3 / 2.7
<b>HLA 135 (145°)</b>	<b>HA04 200 0001</b>	60	-	-	36	-	5.4 <sup>②</sup>	85	96	2.5 / 3.3

● Fitted as standard  
○ Retrofittable (accessory)

K = Short shaft

① K-factor in accordance with Directive 2006 / 42 / EC = 2.0 dB(A)

② K-factor in accordance with Directive 2006 / 42 / EC = 2 m/s<sup>2</sup>

③ With blade cutting attachment

## PROTECTIVE FEET

For protecting the power tool and battery from direct contact with the ground.



For HTA 66, HTA 86 and HLA 86 **4857 007 1001**

(Already included in delivery with the HTA 135 and HTA 160)



For HLA 135, HTA 135 and KMA 135 R **LA01 007 1002**



For HLA 56 and HTA 50 **HA01 007 1000**

STIHL engine  
(2-MIX / 4-MIX®) /  
STIHL battery system

Total length<sup>Ⓞ</sup> (cm)

Stroke rate (rpm)

Tooth spacing (mm)

STIHL Easy2Start

Loop handle

STIHL Smart Connector 2 A

2-MIX

242

3,615

34

-

●

-

AK-System

210

2,800

30

-

●

-

AP-System

205

3,000

33

-

●

-

AP-System

260 - 330

3,000

33

-

-

-

AP-System

219

4,000

34

-

-

○

AP-System

249

4,000

34

-

●

○

Ⓞ Weight excluding fuel, fully assembled

Ⓞ Weight excluding battery



# KOMBIENGINES, KOMBITOOLS, ACCESSORIES AND PARTS

- For maintenance around the home and garden as well as in larger areas
- Powerful KombiEngines
- Practical KombiTools for different tasks
- Switch between tools in no time
- An extensive range of accessories



## KM 56 RC-E

27.2 cm<sup>3</sup> • 0.8 kW / 1.1 hp • 4.3 kg<sup>Ⓞ</sup>

For use in the garden and outdoor domestic areas. STIHL Easy2Start, loop handle with barrier bar, harness, STIHL 2-MIX engine.



Order number **4144 200 0214**

Order number  
Displacement (cm<sup>3</sup>)  
Power output (kW / hp)

### PETROL KOMBIENGINES

<b>KM 56 RC-E</b>	<b>4144 200 0214</b>	27.2	<b>0.8 / 1.1</b>
<b>KM 94 RC-E</b>	<b>4149 200 0091</b>	24.1	<b>0.9 / 1.2</b>
<b>KM 131 R</b>	<b>4180 200 0702</b>	36.3	<b>1.4 / 1.9</b>

### BATTERY KOMBIENGINES

<b>KMA 80 R</b>	<b>FA08 011 6800</b>	-	<b>0,8<sup>Ⓞ</sup> / -</b>
<b>KMA 135 R</b>	<b>FA02 011 6800</b>	-	<b>1,0<sup>Ⓞ</sup> / -</b>

- Fitted as standard
- Ⓞ Retrofittable (accessory)

C = Comfort version  
E = STIHL Easy2Start  
R = Loop handle

### KM 94 RC-E

24.1 cm<sup>3</sup> • 0.9 kW / 1.2 hp • 4.0 kg<sup>Ⓞ</sup>

For professional applications. STIHL Easy2Start, STIHL ECOSPEED partial load function, loop handle with barrier bar, harness, STIHL 2-MIX engine, stop button.



Order number **4149 200 0091**

### KM 131 R

36.3 cm<sup>3</sup> • 1.4 kW / 1.9 hp • 4.4 kg<sup>Ⓞ</sup>

For professional applications requiring high performance. A simplified start-up sequence for convenient starting, stop button, a larger fuel tank to increase run times, paper air filter, loop handle with barrier bar, STIHL 4-MIX<sup>®</sup> engine.



Order number **4180 200 0702**

Power consumption (kW)	Rated voltage (V)	Weight (kg)	Sound pressure level <sup>Ⓞ</sup> (dB(A)) <sup>Ⓞ</sup>	Sound power level <sup>Ⓞ</sup> (dB(A)) <sup>Ⓞ</sup>	Vibration level, left/ right <sup>Ⓞ</sup> (m/s <sup>2</sup> ) <sup>Ⓞ</sup>	STIHL engine (2-MIX / 4-MIX <sup>®</sup> ) / STIHL battery system	In combination with BG-KM: blowing force (N) <sup>Ⓞ</sup>	In combination with BG-KM: air speed (m/s)	In combination with BG-KM: Air throughput (m <sup>3</sup> /h) with round nozzle <sup>Ⓞ</sup>	Length to coupling sleeve (cm)	STIHL Easy2Start	Automatic decompression	Loop handle	Harness	STIHL Smart Connector 2 A
-	-	4.3 <sup>Ⓞ</sup>	96	109	8.5/8.2	2-MIX	16	71	845	84	●	-	●	●	-
-	-	4.0 <sup>Ⓞ</sup>	95	109	8.2/6.9	2-MIX	16	71	845	90	●	-	●	●	-
-	-	4.4 <sup>Ⓞ</sup>	101	110	6.1/6.5	4-MIX <sup>®</sup>	21	81	965	94	-	●	●	●	-
1.0	36	3.1 <sup>Ⓞ</sup>	90	102	5.0/3.2	AK-System	15	57	815	92	-	-	●	●	-
1.2	36	3.4 <sup>Ⓞ</sup>	91	104	5.0/3.7	AP-System	15	68	812	96	-	-	●	●	○

Ⓞ K-factor in accordance with Directive 2006/42/EC = 2.0 dB(A)  
 Ⓞ Maximum values for KombiTools that can be used  
 Ⓞ K-factor in accordance with Directive 2006/42/EC = 2 m/s<sup>2</sup>  
 Ⓞ Power given in Newton (N) for comparison of blower outputs

Ⓞ In blower mode  
 Ⓞ Weight excluding fuel and without KombiTool  
 Ⓞ Weight excluding battery and KombiTool  
 Ⓞ Mechanical output as a comparative value for petrol-driven KombiEngines





**FS-KM BRUSHCUTTER**

Ideal for clearing along walls or fences, under hedges or along paths. AutoCut 27-2 mowing head. Weight: 1.2 kg.



Order number 4180 200 0474

**FS-KM BRUSHCUTTER**

Ideal for lawn areas with tough grass. GrassCut 230-2 grass cutting blade, total length 94 cm. Weight: 1.2 kg.



Order number 4180 200 0475

**FCS-KM EDGE TRIMMER**

For precise lawn edging along paths, driveways and flowerbeds. Adjustable work depth, total length 92 cm. Weight: 2.0 kg.



**Straight shaft**

Order number 4180 740 5008

**ACCESSORIES: EDGE TRIMMER SPARE BLADE**

Length 20 cm  
Order number 4133 713 4101



**FCB-KM EDGE TRIMMER**

For precise lawn edging along paths, driveways and flowerbeds. Adjustable work depth, total length 92 cm, Weight: 2.0 kg.



Order number 4180 740 5002

**FBD-KM BED REDEFINER**

For time saving redefining soil and mulch along garden bed edges without the need for a shovel. Recommended for use with KMA 135 R. Weight: 3.5kg.



Order number 4180 740 5001

**SHAFT EXTENSION**



Made of carbon fibre. For use with the HT-KM and HL-KM KombiTools. Shaft extension 1 m, extra-light. Weight: 0.9 kg.

Order number 0000 710 7102

**BF-KM PICK TINE**

For aerating and cultivating soil. Working width: 22 cm, including guard, total length: 100 cm. Weight: 4.1 kg.



Order number 4601 740 5000

**HT-KM POLE PRUNERS**

Cuts high branches with precision. Compact design with an integrated bearing line, 1/4" PM3 saw chain. Bar length 30 cm, total length 128 cm. Weight: 1.6 kg.



Order number 4182 200 0212

**BG-KM BLOWER**

Clears paths and open spaces of leaves and grass cuttings. High blowing power, total length: 89 cm. Weight: 1.8 kg.



Order number 4606 740 5000

**ACCESSORIES: CURVED FLAT NOZZLE**



Order number 4606 701 8301

**KW-KM POWER SWEEPER**

Ideal for sweeping footpaths and roads. Rubber paddles, working width 60 cm, includes guard, total length 125 cm. Weight: 7.4 kg.



Order number 4601 740 4904

**KB-KM BRISTLE BRUSH**

Removes dirt from the deepest grooves and furrows. Stiff bristles, backward-rotating brush, working width 60 cm, includes guard, total length 125 cm. Weight: 6.4 kg.



Order number 4601 740 4905

**ANGLED GEARHEAD**

For use with the HT-KM and HL-KM KombiTools (0° version).



Order number 4138 640 0201



### FH-KM 145° SCRUB CUTTER

For cutting close to the ground and for low-spin mowing in very narrow spaces as well as in areas near traffic. Flexible adjustment mechanism, space-saving carrying position, bar length 25 cm, total length 126 cm. Weight: 2.2 kg.



Order number **4243 740 5006**

### HL-KM 145° LONG-REACH HEDGE TRIMMER

For demanding work on tall hedges and use close to the ground. The adjustment mechanism can be adjusted in increments, space saving carrying position, total length 148-158 cm. Weight: 2.4 kg.



Bar length **50 cm**  
Order number **4243 740 5003**

### RG-KM ROTARY CUTTING HEAD

For effective and low-spin removal of weeds and grass from a range of surfaces such as gravel, asphalt, and paved areas. **Not suitable for use with KM 56 R-CE.**



Order number **4180 740 5006**

### ACCESSORIES: MAINTENANCE SET FOR RG-KM

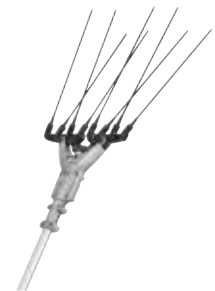


Includes two replacement blades and one rider plate.

Order number **4180 007 4100**

### SP-KM HARVESTER

For harvesting small fruits such as olives, nuts and pistachios. With V-shaped rods, very light and low vibration. **Not suitable for use with KM 131 R.**



Order number **4249 740 5000**

Order number

Weight (kg)

Total length without tool (cm)

Working width, tool attachment (mm)

Mowing circle diameter (mm)

Blowing force<sup>Ⓞ</sup> (N)

Max. air speed (m/s) with round nozzle

Air throughput (m<sup>3</sup>/h) with round nozzle

Blade length (cm)

Tooth spacing (mm)

Incline angle (°)

Bar length<sup>Ⓞ</sup> (cm)

Saw chain pitch

STIHL Oilomatic saw chain type

Nominal idling speed value (rpm)

KOMBITOOLS															
Model	Order number	Weight (kg)	Total length without tool (cm)	Working width, tool attachment (mm)	Mowing circle diameter (mm)	Blowing force <sup>Ⓞ</sup> (N)	Max. air speed (m/s) with round nozzle	Air throughput (m <sup>3</sup> /h) with round nozzle	Blade length (cm)	Tooth spacing (mm)	Incline angle (°)	Bar length <sup>Ⓞ</sup> (cm)	Saw chain pitch	STIHL Oilomatic saw chain type	Nominal idling speed value (rpm)
<b>FS-KM</b> <sup>Ⓞ</sup>	<b>4180 200 0474</b>	1.2 <sup>Ⓞ</sup>	94	-	420	-	-	-	-	-	-	-	-	-	-
<b>FS-KM/FS-GSB</b> <sup>Ⓞ</sup>	<b>4180 200 0475</b>	1.2 <sup>Ⓞ</sup>	94	-	420	-	-	-	-	-	-	-	-	-	-
<b>FCS-KM</b> <sup>Ⓞ</sup>	<b>4180 740 5008</b>	0.7 <sup>Ⓞ</sup>	77	-	420	-	-	-	-	-	-	-	-	-	-
<b>FCB-KM</b> <sup>Ⓞ</sup>	<b>4180 740 5002</b>	2.3	92	-	-	-	-	-	-	-	-	-	-	-	-
<b>FBD-KM</b>	<b>4180 740 5001</b>	3.5	90	-	-	-	-	-	-	-	-	-	-	-	-
<b>SP-KM</b>	<b>4249 740 5000</b>	1.9	194	-	-	-	-	-	-	-	-	-	-	-	-
<b>BF-KM</b> <sup>Ⓞ</sup>	<b>4601 740 5000</b>	4.1 <sup>Ⓞ</sup>	100	220	-	-	-	-	-	-	-	-	-	-	2,800
<b>HT-KM</b> <sup>Ⓞ</sup>	<b>4182 200 0212</b>	1.6 <sup>Ⓞ</sup>	126 <sup>Ⓞ</sup>	-	-	-	-	-	-	-	-	30	¼"	PM3	-
<b>BG-KM</b> <sup>Ⓞ</sup>	<b>4606 740 5000</b>	1.8	89	154	-	16	59	845	-	-	-	-	-	-	-
<b>KW-KM</b> <sup>Ⓞ</sup>	<b>4601 740 4904</b>	7.4 <sup>Ⓞ</sup>	125	600	-	-	-	-	-	-	-	-	-	-	2,800
<b>KB-KM</b> <sup>Ⓞ</sup>	<b>4601 740 4905</b>	6.4 <sup>Ⓞ</sup>	125	600	-	-	-	-	-	-	-	-	-	-	2,800
<b>FH-KM</b> (145°) <sup>Ⓞ</sup>	<b>4243 740 5006</b>	2.1	126	-	-	-	-	-	25	-	145	-	-	-	-
<b>HL-KM</b> (145°) <sup>Ⓞ</sup>	<b>4243 740 5003</b>	2.3	148	-	-	-	-	-	50	34	145	-	-	-	-
<b>RG-KM</b> <sup>Ⓞ</sup>	<b>4180 740 5006</b>	2.5	94	-	-	-	-	-	-	26	-	-	-	-	-

Ⓞ Approved for all KombiEngines

Ⓞ Only suitable for KombiEngines with loop handle (R)

Ⓞ Excluding cutting tool and guard

Ⓞ Excluding guide bar and saw chain

Ⓞ With guide bar and saw chain

Ⓞ The actual bar length is shorter than the stated bar length

Ⓞ Weight includes guard

Ⓞ Power given in Newton (N) for comparison of blower outputs

## TIP PROTECTOR

Made of stainless steel. Protects the tips of the cutter from wear while working close to walls or the ground.



For HS 56, HS 82 T, HSA 94 T, HSA 100, HSA 130T, HLA 135, HLA 135 and HSA 60

Order number 4237 792 9006



## CARRY BAG

Lightweight, durable bag for transport and storage of all STIHL KombiEngines with a loop handle, and the FS-KM or HL-KM KombiTools. Also ideal for the KMA 80 R, KMA 135 R, HSA 50, HSA 60, HSA 100, HLA 56, BGA 57, BGA 60, BGA 86 and BGA 100 battery power tools, each with one battery and charger. The contents shown are not included with the bag.

Order number 0000 881 0507

## PROTECTIVE FEET

For protecting the power tool and battery from direct contact with the ground.



For KMA 80 R  
Order number FA08 007 1001

Already included with the purchase price of the HTA 135.



For HLA 135, HTA 135, HTA 160 and KMA 135 R  
Order number LA01 007 1002

## SERVICE KITS

Tackle your own straightforward maintenance work with the Service Kits for STIHL petrol-driven power tools: each kit includes a spark plug, fuel filter, and paper or fleece air filter. With proactive, regular standard maintenance, you can protect your power tool against dirt and damage while also increasing its service life. The only additional maintenance implement you need is the combination socket tool supplied with your STIHL power tool.

Service Kit 26 for FS 70, KM 56  
Order number 4144 007 4100

Service Kit 31 for BT 131, FS 131, KM 131  
Order number 4180 007 4103



# MULTIENGINE, MULTITOOLS AND ACCESSORIES

- For a wide range of tasks in lawn maintenance, soil cultivation and surface cleaning
- Powerful MultiEngine
- Folding frame for easy transportation
- Practical MultiTools for a huge range of tasks
- Switch between tools in no time



## MM 56

27.2 cm<sup>3</sup> • 0.85 kW / 1.2 hp • 8.3 kg<sup>Ⓞ</sup>

For a very wide range of tasks in lawn maintenance, soil cultivation and surface cleaning. A wide range of STIHL MultiTools, folding frame for easy transport, simplified start-up sequence for comfortable starting, stop button, and paper air filter.



Order number **4604 200 0003**

Order number	Displacement (cm <sup>3</sup> )	Power output (kW / hp)	Weight <sup>Ⓞ</sup> (kg)	Sound pressure level <sup>Ⓢ</sup> (dB(A))	Sound power level <sup>Ⓢ</sup> (dB(A))	Vibration level, left / right <sup>Ⓢ</sup> (m/s <sup>2</sup> )
4604 200 0003	27.2	0.85 / 1.2	8.3	94	102	4.1 / 5.1

### MULTIENGINE MM 56

4604 200 0003 27.2 0.85 / 1.2 8.3 94 102 4.1 / 5.1



## WHEEL KIT

For FC-MM, RL-MM, MF-MM, KW-MM and KB-MM. Allows the tool to be lifted slightly, thus reducing the resistance from friction when dethatching, brushing and sweeping. Better manoeuvrability.

Order number **4601 007 1008**

Ⓞ Weight excluding fuel and MultiTool  
 Ⓢ K-factor in accordance with Directive 2006 / 42 / EC = 2.0 dB(A)  
 Ⓢ K-factor in accordance with Directive 2006 / 42 / EC = 2 m/s<sup>2</sup>

**BF-MM PICK TINE**

Breaks up heavy soil. Ideal for recultivating and loosening the soil, working width 22 cm. Weight: 2.0 kg.



Order number **4601 740 4605**

**BK-MM BOLO TINE**

Ideal for precision work. Spreads fine, sandy soil and crumbles large sods of earth, working width 22 cm. Weight: 2.0 kg.



Order number **4601 740 4606**

**FC-MM LAWN EDGE TRIMMER**<sup>Ⓢ</sup>

Cuts edges perfectly, penetrates deeply as far as the roots. Weight: 0.8 kg.



Order number **4601 740 4603**

**RL-MM LAWN AERATOR**<sup>Ⓢ</sup>

Improves root growth. Perforates the lawn surface to ensure optimal supply of nutrients and ventilation, working width 20 cm. Weight: 2.0 kg.



Order number **4601 740 4600**

**WEIGHT KIT**

For BF-MM and BK-MM. A useful tool for cultivating and crumbling tasks. Increases the pressure on the tool for improved deep penetration into the ground.



Order number **4601 730 4500**

Ⓢ Wheel kit recommended  
Ⓢ Wheel kit required

**MF-MM DETHATCHER**<sup>Ⓢ</sup>

Removes moss and thatch from the lawn surface, includes guard extension and apron, working width 50 cm. Weight: 8.3 kg.



Order number **4601 740 4607**

**KW-MM POWER SWEEP**<sup>Ⓢ</sup>

Ideal for sweeping footpaths and roads. Removes dirt, sand, small stones and leaves. Excludes guard extension, working width 60 cm. Weight: 3.7 kg.



Order number **4601 740 4604**

**KB-MM BRISTLE BRUSH**<sup>Ⓢ</sup>

Removes dirt from paved areas and uneven natural stone surfaces, includes guard extension, working width 60 cm. Weight: 4.2 kg.



Order number **4601 740 4608**

**CULTIVATOR BLADE**

Varies the working depth and speed when cultivating soil by slightly lifting and lowering the tool into and out of the soil.



Order number **4601 740 4800**

**GUARD ASSEMBLY**

For use with KW-MM and MF-MM. Purchased separately.



Order number **4601 710 8100**



# CONCRETE CUTTERS AND ACCESSORIES

- For professional use on construction sites
- For wet cutting of concrete, stone and masonry
- Ideal for cutting out corners and wall openings
- Perfectly complements the cut-off machine



## GS 461

76.5 cm<sup>3</sup> • 4.3 kW / 5.8 hp • 7.6 kg<sup>①</sup>



Handles like a chainsaw; has the power of a cut-off machine. Side-mounted chain tensioning, STIHL anti-vibration system, water connection, decompression valve, STIHL ElastoStart, wear-resistant starter cord, HD2 filter, fuel tank which can be filled when upright and has a tool-free fuel cap.

### For wet cutting of concrete and hard stone

Bar length **40 cm<sup>②</sup>**  
Order number **4252 200 0060**



## GUIDE CLAW

Guide and support when cutting through concrete and brickwork. Made of hardened, galvanized steel.

### For GS 461

Order number **4252 660 0900**

### Order number

Bar length <sup>③</sup> (cm)	Displacement (cm <sup>3</sup> )	Power output (kW / hp)	Weight <sup>④</sup> (kg)	Sound pressure level <sup>⑤</sup> (dB(A))	Sound power level <sup>⑥</sup> (dB(A))	Vibration level, left / right <sup>⑦</sup> (m/s <sup>2</sup> )	STIHL engine (2-MIX / 4-MIX <sup>®</sup> )	Chain pitch	STIHL diamond cutter chain	Side-mounted chain tensioning	Decompression valve	STIHL anti-vibration system	STIHL ElastoStart	HD2 filter	Tool-free fuel cap	Water connection	Wear-resistant starter cord
------------------------------	---------------------------------	------------------------	--------------------------	---	--	--	--	-------------	----------------------------	-------------------------------	---------------------	-----------------------------	-------------------	------------	--------------------	------------------	-----------------------------

## CONCRETE CUTTERS

<b>GS 461</b>	<b>4252 200 0060</b>	40	76.5	<b>4.3/5.8</b>	7.6	105	115	4.5/4.0	2-MIX	3/8"	GBM	•	•	•	•	•	•
---------------	----------------------	----	------	----------------	-----	-----	-----	---------	-------	------	-----	---	---	---	---	---	---

- Fitted as standard

① Weight excluding fuel, guide bar and diamond cutter chain  
 ② The actual bar length is shorter than the stated bar length.  
 ③ K-factor in accordance with Directive 2006/42/EC = 2.0 dB(A)  
 ④ K-factor in accordance with Directive 2006/42/EC = 2 m/s<sup>2</sup>



## DIAMOND CUTTER CHAINS

### 36 GBE<sup>®</sup>



Entry-level chain for quick, steady and low-vibration wet cutting. Especially suitable for abrasive building material such as brick and lime sand brick, pre-sharpened diamond segments, with LowStretch technology.



### 36 GBM<sup>®</sup>



For quick, smooth and low-vibration wet cutting through concrete and hard stone. Limited suitability for cutting brick. Pre-sharpened diamond segments, with LowStretch technology.



## GUIDE BAR

### ROLLOMATIC G



Specially developed for the GS 461. With water channels in the guide bar and sprocket nose, tensioner hole and straight and hardened chain track.



Order number

Bar length<sup>®</sup> (cm)

Order number

DIAMOND CUTTER CHAIN <sup>®</sup>			ROLLOMATIC G GUIDE BAR	
36 GBE	3214 000 0064	40		3006 000 1513
36 GBM	3213 000 0064	40		3006 000 1513

<sup>®</sup> Diamond cutter chains include a rim sprocket



## CUT-OFF MACHINES

- Hand-held or cart operated tools
- For building, civil engineering and road construction, equipment rental companies, and applications in horticulture and landscaping
- Petrol-driven tools for cutting concrete, stone, asphalt, structural steel and pipes



### TS 420<sup>①</sup>

66.7 cm<sup>3</sup> • 3.2 kW / 4.4 hp • 9.7 kg<sup>②</sup>

An all-purpose cut-off machine for construction and below-ground works. With 350 mm cutting wheel for cutting to depths of up to 125 mm. The STIHL anti-vibration system guarantees the cut-off machine cuts well. Long-life air filter system, low-fatigue start-up process thanks to the decompression valve.

Order number **4238 011 2808**



### TS 440<sup>①</sup>

66.7 cm<sup>3</sup> • 3.2 kW / 4.4 hp • 11.1 kg<sup>②</sup>

Cut-off machine with extended guard protection and innovative STIHL QuickStop cutting wheel brake. For 350 mm cutting wheels. This guard can be adjusted toward the rear for efficient operation when cutting pipes, and for use in areas that are difficult to access. Equipped with electronic water control, long-life air filter system.

Order number **4238 011 2809**



### PROFESSIONAL TIP

The guard in the TS 440 can be adjusted in such a way that the cutting wheel is accessible from the top. This makes cut guidance significantly easier when cutting through pipes, particularly in the lower sections and in corners, as well as cutting into walls. The STIHL QuickStop cutting wheel brake supports you in the process. When the wheel guard is open and if there is sufficient resistance, the cutting wheel is stopped in a fraction of a second, triggered by a sensor.

i = STIHL Injection

① Delivery includes composite resin cutting wheel for structural steel and stainless steel

② Weight excluding fuel and cutting wheel



**TS 500i**

72.2 cm<sup>3</sup> • 3.9 kW / 5.3 hp • 10.2 kg

An all-purpose cut-off machine with STIHL Injection. For 350 mm cutting wheels. The electronically controlled fuel injection guarantees perfect running performance and high torque. Electronic water control for easy water supply metering. STIHL ElastoStart and the decompression valve make starting the machine notably easier.

Order number 4250 011 2808



**TS 700 - WHILE STOCKS LAST!**

98.5 cm<sup>3</sup> • 5.0 kW / 6.8 hp • 11.7 kg

Powerful STIHL cut-off machine for 350 mm cutting wheels. The cut-off machine is perfectly suited to use at full cutting depth and also on the FW 20 cart. Equipped with decompression valve and STIHL ElastoStart for effortless starting and the long-life air filter system.

Order number 4224 011 2807



**TS 800**

98.5 cm<sup>3</sup> • 5.0 kW / 6.8 hp • 12.7 kg

STIHL cut-off machine for 400-418 mm cutting wheels. Achieves a maximum cutting depth of 145-150 mm, reduced weight due to magnesium guard. Also perfectly suited for carrying out separating cuts on the FW 20 cart. Equipped with decompression valve and STIHL ElastoStart for effortless starting and the long-life air filter system.

Order number 4224 011 2808



PAGE **224**

**APPROPRIATE FUELS**



## PARTS AND ACCESSORIES FOR CUT-OFF MACHINES

- For carrying out a broad range of tasks and making the cut-off machine even easier to use
- Cart for precise cutting and longer cut lengths
- Simple, tool-free assembly and disassembly of the cut-off machine on the cart



### SERVICE KITS

Tackle your own straightforward maintenance work with the Service Kits for STIHL petrol-driven cut-off machines: each kit includes a spark plug, fuel filter, as well as a paper air and pre-filter. With proactive, regular standard maintenance, you can protect your power tool against dirt and damage while also increasing its service life. The only additional maintenance implement you need is the combination socket tool supplied with your STIHL cut-off machine.

**Service Kit 32** for TS 700, TS 800  
Order number **4224 007 4100**

**Service Kit 35** for TS 420, TS 440  
Order number **4238 007 4102**

Order number  
Displacement (cm<sup>3</sup>)  
Power output (kW / hp)

#### PETROL CUT-OFF MACHINES<sup>®</sup>

<b>TS 420</b>	<b>4238 011 2808</b>	66.7	<b>3.2 / 4.4</b>
<b>TS 440</b>	<b>4238 011 2809</b>	66.7	<b>3.2 / 4.4</b>
<b>TS 500i</b>	<b>4250 011 2808</b>	72.2	<b>3.9 / 5.3</b>
<b>TS 700</b>	<b>4224 011 2807</b>	98.5	<b>5.0 / 6.8</b>
<b>TS 800</b>	<b>4224 011 2808</b>	98.5	<b>5.0 / 6.8</b>

#### BATTERY CUT-OFF MACHINES<sup>®</sup>

<b>TSA 230</b>	<b>4864 011 6600</b>	-	-
<b>TSA 300 - COMING Q1</b>	<b>TA02 011 6606</b>	-	-

- Fitted as standard
- Retrofittable (accessory)

i = STIHL Injection



### SHAFT SLEEVE

Adapter for diamond cutting wheels. 1" bore made of brass, for all cut-off machines with 20 mm shaft.

Order number **0000 708 4200**



### DEPTH STOP

The depth stop with vacuum support enables dust-free cutting of mineral construction materials on flat surfaces. Precise and infinitely variable adjustment of cutting depth possible.

For **TSA 230**  
Order number **4864 690 0801**



### PRESSURISED WATER CONTAINER

10 l. For mobile water supply to cut-off machines on construction sites with no water connections. Not recommended for the GS 461 concrete cutter.

Order number **0000 670 6000**



### WHEEL SET

Attachment kit for the front foot. The cut-off machine is supported on flat surfaces, and its smooth-running wheels make it easy to guide the tool.

For **TS 420, TS 500i, TS 700, TS 800**  
Order number **4224 007 1014**

Rated voltage (V)	Weight (kg)	Sound pressure level <sup>①</sup> (dB(A))	Sound power level <sup>②</sup> (dB(A))	Vibration level, left / right <sup>③</sup> (m/s <sup>2</sup> )	STIHL engine (2MIX / 4-MIX <sup>®</sup> ) / STIHL battery system	Total length (cm)	Max Cutting Wheel (mm)	Max. cutting depth (mm)	Decompression valve	STIHL anti-vibration system	STIHL ElastoStart	Water connection	Wear-resistant starter cord	Magnesium guard	Electronic water control	STIHL QuickStop cutting wheel brake	Cyclone routing	STIHL Injection	
-	9.7 <sup>④</sup>	98 <sup>⑤</sup>	109 <sup>⑥</sup>	3.9/3.9	2-MIX	72.0	350	125	●	●	○	●	●	●	-	-	●	-	
-	11.1 <sup>④</sup>	98 <sup>⑤</sup>	109 <sup>⑥</sup>	3.6/3.9	2-MIX	72.7	350	125	●	●	○	●	●	●	●	●	●	●	-
-	10.2 <sup>④</sup>	98 <sup>⑤</sup>	112 <sup>⑥</sup>	2.4/2.0	2-MIX	73.0	350	125	●	●	●	●	●	●	●	-	●	●	
-	11.7 <sup>④</sup>	101 <sup>⑤</sup>	113 <sup>⑥</sup>	6.6/4.5	2-MIX	84.0	350	125	●	●	●	●	○	●	-	-	●	-	
-	12.7 <sup>④</sup>	101 <sup>⑤</sup>	114 <sup>⑥</sup>	6.5/3.9	2-MIX	89.0	418	150	●	●	●	●	○	●	-	-	●	-	
36	3.9 <sup>④</sup>	103 <sup>⑤</sup>	114 <sup>⑥</sup>	3.5/3.5	AP-System	55.0	230	70	-	-	-	●	-	●	-	-	-	-	
36	6.3 <sup>④</sup>	105 <sup>⑤</sup>	116 <sup>⑥</sup>	3.0/2.3	AP-System	74.2	300	110	-	-	-	●	-	●	-	-	-	-	

① K-factor in accordance with Directive 2006/42/EC = 2.0 dB(A)  
 ② K-factor in accordance with Directive 2006/42/EC = 2 m/s<sup>2</sup>  
 ③ Delivery includes composite resin cutting wheel for structural steel and stainless steel  
 ④ Weight excluding fuel and cutting wheel

⑤ Weight excluding battery and cutting wheel  
 ⑥ Measurement in accordance with ISO 19432  
 ⑦ Measurement with cutting wheels according to EN 60745-2-22





## PROFESSIONAL TIP

The FW 20 cart can be folded up for easy storage. One person can transport it effortlessly. Even the quick-release device boasts many advantages making the cut-off machine multi-talented. So you can benefit from having two tools in one - a cut-off machine and a compact cart-mounted cut-off machine.



## FW 20 CART\* WITH ATTACHMENT KIT

For exact edges over long cuts, with depths accurate to the millimetre. Suitable for all hand-held STIHL cut-off machines, an attachment kit with a quick-mounting system is included.

\*Not compatible with TS 440



For TS 420, TS 500i

Order number **7004 200 0005**

For TS 700, TS 800

Order number **7004 200 0008**

## QUICK-MOUNTING SYSTEM CONVERSION KIT

With quick-release tensioner and centring, for easy mounting of the cut-off machine on the FW 20.



For TS 420, TS 500i

Order number **4250 790 0702**

For TS 700, TS 800

Order number **4224 790 0705**



## WATER TANK & MOUNTING KIT

For the FW 20 cart.

Order number  
**4224 007 1009**



## LOW PROFILE WATER TANK & MOUNTING KIT

13.0 l. For the FW 20 cart. With coupling sleeve.

Order number  
**4224 007 1018**



## CUTTING DIRECTION INDICATOR

For the FW 20 cart.

Order number  
**4205 007 1009**

# CUTTING WHEELS

- Composite resin and diamond cutting wheels for cutting natural stone, asphalt, steel and concrete
- Designed to perfectly fit STIHL cut-off machines
- Long service life and high cutting performance



## COMPOSITE RESIN CUTTING WHEELS

### STRUCTURAL STEEL

K-ME

For cutting structural steel and metal profiles in construction as well as in metal processing operations.



### ASPHALT / DUCTILE CAST IRON

K-DG

Cutting wheel for road construction and pipeline engineering, specially for cutting ductile cast iron pipes.



### STONE

K-BA

Cutting wheel for bricks and for general construction use.



Order number	Diameter (mm)	RECOMMENDED USE <sup>①</sup>				
		Asphalt	Brick, concrete	Ductile cast iron	Structural steel	Stainless steel
<b>COMPOSITE RESIN CUTTING WHEELS</b>		<b>RECOMMENDED USE<sup>①</sup></b>				
<b>K-ME</b>						
0835 012 7000	230	-	-	-	•	•
0835 010 7000 <sup>②</sup>	300					
0835 010 7001	350					
0835 012 7001 <sup>②</sup>	350	-	-	-	•	-
0835 010 7006	400					
<b>K-DG</b>						
0835 030 7000 <sup>③</sup>	300					
0835 030 7001	350	•	-	•	-	-
0835 030 7002	400					
<b>K-BA</b>						
0835 020 7000 <sup>③</sup>	300					
0835 020 7001	350	-	•	-	-	-
0835 020 7002	400					

• Suitable  
- Not recommended

① When selecting cutting wheels, you need to consider the intended application as well as which cut-off machine you have

② Suitable for TS 440

③ Available Q1



# DIAMOND CUTTING WHEELS

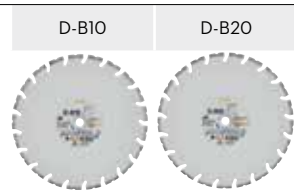
STIHL diamond cutting wheels meet the highest quality standards, and are versatile enough to handle a vast range of materials. When used with a hand-held cut-off machine on natural stone, concrete and asphalt in particular, they really shine in comparison to other cutting wheels. You'll always find the right cutting wheel for your specific application and conditions among our wide range of products. Cutting wheels are optimally coordinated to our cut-off machines, to ensure maximum performance.



- STURDY AND DURABLE
- QUICK AND PRECISE
- VERSATILE AND RELIABLE

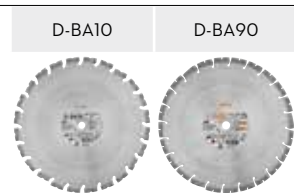
## FOR GENERAL CONSTRUCTION USE

Our B-type diamond cutting wheels are a robust, classic choice for cutting a range of materials on construction sites. Reliability and durability assured.



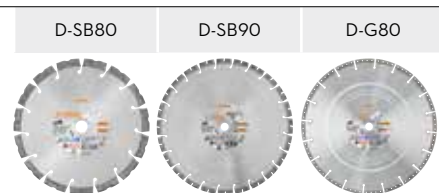
## FOR ALL-PURPOSE USE

Our BA-type diamond cutting wheels are real all-rounders, as they are ideal for working a huge range of materials including asphalt, brick, concrete, and reinforced hard concrete. These cutting wheels are available in two performance classes, entry-level and professional.



## FOR HEAVY-DUTY AND SPECIAL USES

The premium D-SB80 diamond cutting wheel offer the ultimate in cutting performance, particularly when it comes to building materials such granite and reinforced concrete. The special D-G80 diamond cutting wheel provides impressively long service life, as well as excellent cutting performance on ductile cast iron pipes in pipeline construction.



## FOR USE WITH BATTERY CUT-OFF MACHINES

In addition to significantly reduced noise emissions compared to the existing STIHL range (approximately half), the D-SB90 N premium diamond cutting wheel impresses with its very high cutting performance in hard mineral materials such as heavily reinforced concrete and granite. A long service life and high working capacity per battery charge are further advantages of the noise-reduced D-SB90 N.



Order number		Diameter (mm)	Asphalt	Fresh concrete	Sandstone	Brick	Concrete	Reinforced concrete	Strongly reinforced concrete, old concrete	Structural steel	Granite, hard natural stone	Ductile cast pipes, plug-in low-pressure pipes (polyurethane, polypropylene, PVC)	Reduced noise levels
<b>DIAMOND CUTTING WHEELS</b>			<b>RECOMMENDED USE<sup>①</sup></b>										
<b>FOR GENERAL CONSTRUCTION USE</b>													
<b>D-B10</b>	<b>0835 090 7050</b>	230											
Service life	<b>0835 090 7051<sup>②</sup></b>	300	-	-	-	•	•	•	-	-	-	-	-
Cutting performance	<b>0835 090 7052</b>	350											
	<b>0835 090 7053</b>	400											
<b>D-B20</b>	<b>0835 090 7054</b>	350	-	-	-	•	•	•	-	-	-	-	-
Service life													
Cutting performance	<b>0835 090 7055</b>	400											
<b>FOR ALL-PURPOSE USE</b>													
<b>D-BA10</b>	<b>0835 094 7006<sup>②</sup></b>	300	•	•	•	•	•	•	-	-	-	-	-
Service life													
Cutting performance													
<b>D-BA90</b>	<b>0835 094 7013</b>	350											
Service life	<b>0835 094 7014</b>	400	•	•	•	•	•	•	•	-	-	-	-
Cutting performance	<b>0835 094 7015</b>	418											
<b>FOR HEAVY-DUTY AND SPECIAL USES</b>													
<b>D-SB80</b>	<b>0835 096 7007<sup>②</sup></b>	230	-	-	-	•	•	•	•	-	•	-	-
Service life													
Cutting performance	<b>0835 096 7005</b>	350											
<b>D-SB90</b>	<b>0835 096 7004<sup>②</sup></b>	300	-	-	-	•	•	•	•	-	•	-	-
Service life													
Cutting performance													
<b>D-G80</b>	<b>0835 070 7002<sup>②</sup></b>	300	-	-	-	-	-	-	-	•	-	•	-
Service life													
Cutting performance	<b>0835 070 7000</b>	350											
<b>FOR USE WITH BATTERY CUT-OFF MACHINES</b>													
<b>D-SB90N</b>	<b>0835 097 7001<sup>②</sup></b>	300	-	-	-	•	•	•	•	-	•	-	•
Service life													
Cutting performance													

- Suitable
- Not recommended

① When selecting cutting wheels, you need to consider the intended application as well as which cut-off machine you have.

② Coming Q1

Note: All STIHL cut-off machines are delivered with a composite resin cutting wheel for structural steel and stainless steel





# MOWING AND PLANTING

---



ROBOTIC MOWERS



BRUSHCUTTERS AND CLEARING SAWS



EARTH AUGER

# ROBOTIC LAWN MOWERS

- Reclaim your weekends with STIHL iMOW® - effortless lawn care, so you can focus on what matters.
- Smart, efficient, and time saving - STIHL iMOW® redefines effortless lawn care for home owner's and professional lawn care businesses.

## iMOW®



Fully automatic robotic mower for large areas of lawn. Cuts grass, shreds clippings, and fertilises as a mulch mower in one work process. Clean cutting result thanks to 3 free-swinging blades, electric cutting height adjustment and driving speed adapted to the situation. Can handle inclines up to 40%. 28 cm cutting width. Intuitive operation. Access via the MY iMOW® app with Bluetooth® and wifi.

	For lawns measuring ...	Order number
iMOW® 5	up to 1,500 m <sup>2</sup>	IA01 011 1405
iMOW® 6	up to 3,000 m <sup>2</sup>	IA01 011 1435
iMOW® 7	up to 5,000 m <sup>2</sup>	IA01 011 1465

## iMOW® EVO



Fully automatic robotic mower with extended range of functions compared to the iMOW® 5, 6 and 7 models. App control via the mobile network regardless of your location, plus the additional LED matrix for visual status communication make this model even more user-friendly and intuitive to operate. The higher travel speed of 0.5 m/s enables shorter active mowing times and increased flexibility in using your garden. The iMOW® EVO's incline capability of up to 45% can be increased to a maximum of 55% using the iMOW® Upgrade Kit 10, which is available as an accessory.

	For lawns measuring ...	Order number
iMOW® 5 EVO	up to 1,500 m <sup>2</sup>	IA01 011 1415
iMOW® 6 EVO	up to 3,000 m <sup>2</sup>	IA01 011 1445
iMOW® 7 EVO	up to 5,000 m <sup>2</sup>	IA01 011 1475





	Order number	Maximum lawn area <sup>①</sup> (m <sup>2</sup> )	Maximum gradient (%)	Cutting width (cm)	Cutting height (mm)	Active time <sup>②</sup> (h/week)	Mowing time per battery charge to 80% / 100% <sup>②</sup> (min)
<b>ROBOTIC MOWERS</b>							
<b>iMOW® 5</b>	IA01 011 1400	1,500	40	28	20 - 60 (electric)	75	55 / 65
<b>iMOW® 5 EVO</b>	IA01 011 1410	1,500	45 (55) <sup>②</sup>	28	20 - 60 (electric)	60	55 / 65
<b>iMOW® 6</b>	IA01 011 1430	3,000	40	28	20 - 60 (electric)	110	135 / 150
<b>iMOW® 6 EVO</b>	IA01 011 1440	3,000	45 (55) <sup>②</sup>	28	20 - 60 (electric)	90	135 / 150
<b>iMOW® 7</b>	IA01 011 1460	5,000	40	28	20 - 60 (electric)	160	220 / 240
<b>iMOW® 7 EVO</b>	IA01 011 1470	5,000	45 (55) <sup>②</sup>	28	20 - 60 (electric)	125	220 / 240

● Fitted as standard

① Under ideal conditions (few obstacles, straightforward geometry and minimal gradients in the garden, moderate lawn growth)

② The maximum incline of iMOW® EVO models can be increased to up to 55% with the iMOW® Upgrade Kit 10



80% high-speed charging time (min)	Battery capacity (Wh)	Weight (kg)	Sound pressure level <sup>Ⓞ</sup> (dB(A))	Sound power level <sup>Ⓞ</sup> (dB(A))	Guide wire (pieces)	Mulch mower unit	Rain sensor	App access	Ambient light front and rear / LED matrix	Bluetooth <sup>®</sup> + wifi / cellular	Ultrasound sensors
50	83	14.0	48	61	2	•	•	•	•/-	•/-	•
50	83	15.0	48	61	3	•	•	•	•/•	•/•	•
75	180	15.0	48	61	2	•	•	•	•/-	•/-	•
75	180	15.0	48	61	3	•	•	•	•/•	•/•	•
80	259	15.0	48	61	2	•	•	•	•/-	•/-	•
80	259	16.0	48	61	3	•	•	•	•/•	•/•	•

Ⓞ Under ideal conditions (few obstacles, straightforward geometry and minimal gradients in the garden, moderate lawn growth), refers to the stated maximum area  
 Ⓞ K-factor in accordance with Directive 2006 / 42 / EC = 2.0 dB(A)

MOWING AND PLANTING

## MOWING AND DRIVING

### iMOW® BASIC BLADES

Spare blades. Blades can be replaced easily and without using tools. Regularly changing the blades helps optimise the quality of your lawn.



For iMOW® and iMOW® EVO (all models 5 - 7)    18 units    Order number IA00 007 4202

### UPGRADE KITS iMOW®

Drive wheels for better all-terrain capability on uneven lawns and for managing inclines up to 55%.

Each kit contains:  
2 × traction wheels  
2 × wheel weights



10 iMOW® Upgrade Kit    For iMOW® 5 EVO, 6 EVO, 7 EVO    Order number IA01 007 4700

## CLEANING AND CARE



### iMOW® & LAWN MOWER CARE & CLEAN KIT

Cleaning and maintenance kit for iMOW® and lawn mower. For effective cleaning of the housing, mower unit, and iMOW® docking station.

Standard pack  
1 × MultiClean, 500 ml  
1 × cleaning brush with scraper  
1 × microfibre cloth (grey)    Order number 0782 516 8600



### The optimal cut for an ideal lawn

With their high rotational speed, the three free-swinging blades of the iMOW® mowing system ensure a particularly clean cut, while regularly changing rotation direction to support a long service life for the blades. The cutting height of the robotic mower can be conveniently adjusted to your lawn directly on the power tool or in the MY iMOW® app, between 20 and 60 mm.

If necessary, you can have the blades replaced by an STIHL authorised dealer. Of course, you can also change the blade yourself, without the need for additional tools. All you need for this are the replacement blades available as accessories.



### A HEALTHY, EVEN LAWN WITHOUT ADDING FERTILISER

The iMOW® automatically fertilises your lawn with grass clippings via a process known as mulching. Grass clippings become a nitrogen-rich fertiliser that is comparable to - if not better than - any other fertiliser you can buy. To get the most out of mulching, your iMOW® should mow the lawn regularly.

## CHARGING AND PROTECTION

### DOCKING STATIONS

Extra docking station for charging your iMOW® robotic lawn mower in an additional mowing zone.



For iMOW® 5, 6 and 7

Order number  
IA01 430 9635



For iMOW® 5 EVO, 6 EVO and  
7 EVO

Order number  
IA01 430 9625

### SUN SHADE

Optional protection for your robotic mower against strong sunlight, other weather effects and dirt.



Sunshade in light grey for  
iMOW® 5, 6 and 7 (Basic and Evo)

Order number  
IA01 780 4300



# INSTALLATION

## INSTALLATION KITS

Complete kits for marking the boundary of the active lawn area for your robotic mower.



**iMOW® Installation Kit 1**  
 Contains: 150 m perimeter wire (roll), Ø 3.4 mm, 3 wire connectors, 250 fixing pins kit, cable markers

Order number  
**IA00 007 1004**

## iMOW® FIXING KIT 1

For the easy repair of minor damage or breaks in perimeter wire.



Contains: 5 m perimeter wire, Ø 3.4 mm, 6 wire connectors, 10 fixing pins kit

Order number  
**IA00 007 1007**

## PERIMETER WIRE

For marking off the lawn area your robotic mower is to work on. Perimeter wire is included in delivery with all installation kits.



**150 m (roll), Ø 3.4 mm**

Order number  
**IA00 400 8600**

**500 m (roll), Ø 3.4 mm**

**IA00 400 8601**

## FIXING PINS KIT

For anchoring the perimeter wire in the lawn. Fixing pins are already included in the scope of delivery of the iMOW® Installation Kit.



**75 pcs**

Order number  
**IA00 007 1000**

## WIRE CONNECTORS

For stable connections in perimeter wire and guide wire. Wire connectors are included in delivery for all installation kits.



**10 pcs**

Order number  
**IA00 007 1002**

## BIO FIXING PINS KIT

Organic fixing nails made from "biodegradable" raw materials<sup>①</sup> for anchoring perimeter wire in the lawn.



**100 pcs**

Order number  
**IA00 007 1001**



### MADE FROM 100% "BIODEGRADABLE" RAW MATERIALS

These organic fixing nails are just as stable and robust as the standard fixing nails, but they are made from renewable and "biodegradable" raw materials<sup>①</sup>. In the test procedure in accordance with ISO 17556, a > 50% degree of biodegradability in soil use at 25°C was demonstrated after 5 years<sup>②</sup>. After this time the perimeter wire no longer needs fixing, as it is firmly established in the ground. This makes our BIO fixing nails the optimal alternative to conventional fixation nails.

<sup>①</sup> As per EN 13432, under test conditions in accordance with ISO 14855, i.e. in industrial composting (aerobic environment and elevated temperatures of > 58°C)

<sup>②</sup> These values may vary due to divergent conditions in the place of use

# INTELLIGENT. NETWORKED. INTUITIVE.

## OPERATE YOUR iMOW® EASILY AND CONVENIENTLY

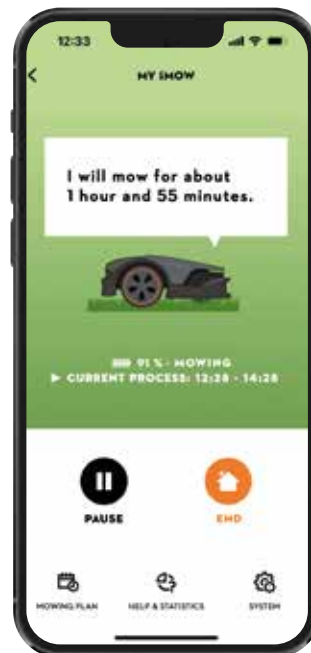
### MY iMOW® app

You can operate your robotic mower with ease thanks to the MY iMOW® app. This intuitively designed app enables you to fully configure and control your robotic mower in just a few clicks. The dashboard is the main part of the app, and can be used to view all important details at a glance. This is where you can see information about the mowing status, battery charge level and the next planned use of your robotic mower. You can send commands to your iMOW® based on its mowing status, and also access all other functional areas of the app.

The MY iMOW® app is available for iOS or Android and as a web application.

### Selected functions of the MY iMOW® app:

- ✓ Create and adjust mowing plans
- ✓ Define mowing areas (zones)
- ✓ Set the cut height of the mowing system
- ✓ Adjust the sensitivity of the rain sensor



Available in the App Store and in the Google Play Store.

### Increased flexibility through connectivity

Whether in the app or via a smart home connection, all models in the new iMOW® generation can be controlled conveniently around your home via wifi or Bluetooth® connection. The iMOW® EVO can also connect to the cellular network. That means you can reach it even if a wifi or Bluetooth® connection is not available.

### Intuitive operating unit with voice output

The basic functions of stop, unlock, start mowing and drive home to the docking station can be controlled at the touch of a button via the intuitive operating unit on the device itself. The iMOW® robot mower provides visual feedback via the LED light strip on the operating unit or acoustically via voice prompts.

### Visual communication

LED strips at the front and rear are illuminated during active interaction with the robotic mower or in the event of an error. The iMOW® EVO also features an LED matrix with animated symbols, to make interaction with the robotic mower even simpler and more convenient.



# IMPRESSIVE FLEXIBILITY


## ENJOY MORE LEISURE TIME ON YOUR LAWN

### Short active times for more leisure time on your lawn

The cutting width with high-speed, intelligent driving behaviour and efficient charge management of the iMOW® robotic lawnmower allow you to achieve an outstanding cut while keeping periods of mowing activity particularly short. That means you can enjoy more leisure time on your lawn.

### Lawn care according to your plan

In the iMOW® app, you can set mowing times as individual or repeated intervals and also define weekly plans. The mowing plan assistant will help you create your mowing plan as well as offering recommendations, e.g. how long should be spent on mowing per week. The iMOW® will then do its work independently during the defined times and based on the mowing area.



### Tailored zone management

Zone management allows you to divide your lawn area into different mowing zones, so you can make use of one area of the lawn while the iMOW® continues to mow another.



## PETROL-DRIVEN TRIMMERS FOR SMALLER GARDENS

- High-performance entry-level power tools for domestic use
- For mowing small areas of grass
- For trimming lawn edges
- Easy to start
- With curved or straight shaft



### FS 38

27.2 cm<sup>3</sup> • 0.65 kW / 0.9 hp • 4.1 kg<sup>⓪</sup>

Ideal for trimming grass edges. Single-handed multi-function handle, round handle, retrofittable with STIHL ElastoStart. For more information on features and specifications turn to page 152.



Order number **4140 012 2365**

### FS 45

27.2 cm<sup>3</sup> • 0.75 kW / 1.0 hp • 4.1 kg<sup>⓪</sup>

With simplified starting system, for mowing smaller areas of grass. Multi-function handle, round handle. For more information on features and specifications turn to page 152.

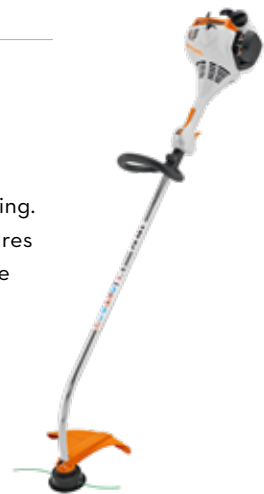


Order number **4140 012 2372**

### FS 45 C-E

27.2 cm<sup>3</sup> • 0.75 kW / 1.0 hp • 4.3 kg<sup>⓪</sup>

Compact, powerful and lightweight grass trimmer for domestic trimming and lawn edging. Features Easy2Start technology for effortless starting. For more information on features and specifications turn to page 152.



Order number **4140 012 2370**

C = Comfort version  
E = STIHL Easy2Start  
R = Loop handle

<sup>⓪</sup> Weight excluding fuel, cutting tool and guard

## PETROL-DRIVEN BRUSHCUTTERS FOR GARDEN MAINTENANCE


- For larger gardens and grounds
- For mowing larger areas of grass
- High-performance power tools with various cutting tools



### FS 55 C-E

27.2 cm<sup>3</sup> • 0.75 kW / 1.0 hp • 5.2 kg<sup>Ⓢ</sup>

Low weight compact brushcutter, with fully adjustable bike handle. Easy2Start feature (E) reduces the power and speed needed when starting the engine. Practical control handle with integral throttle trigger and slide control run/stop selector. For more information on features and specifications turn to page 152..




Order number **4140 200 0597**

### FS 55 RC-E

27.2 cm<sup>3</sup> • 0.75 kW / 1.0 hp • 5.0 kg<sup>Ⓢ</sup>

Low weight compact brushcutter, with loop handle with barrier bar for difficult terrain and confined conditions. Easy2Start feature (E) reduces the power and speed needed when starting the engine. Functional modern design with excellent balance. Comes standard with AutoCut line head. For more information on features and specifications turn to page 152..




Order number **4140 200 0595**

### FS 70 R

27.2 cm<sup>3</sup> • 0.9 kW / 1.2 hp • 5.4 kg<sup>Ⓢ</sup>

For mowing large areas of grass. STIHL Easy2Start, multi-function handle, loop handle with barrier bar, efficient STIHL 2-MIX engine. For more information on features and specifications turn to page 152.



Order number **4144 200 0229**

C = Comfort version  
E = STIHL Easy2Start  
R = Loop handle

Ⓢ Weight excluding fuel,  
cutting tool and guard



## PETROL-DRIVEN BRUSHCUTTERS FOR LANDSCAPE MAINTENANCE


- Very robust, powerful and high-torque
- For mowing large areas of long grass
- For clearing weeds
- For tree cultivation
- Also for overgrown thickets and bushes



### FS 91

28.4 cm<sup>3</sup> • 0.95 kW / 1.3 hp • 5.8 kg<sup>⓪</sup>

For working on areas of tough grass. A simplified start-up sequence for convenient starting, single-handed multi-function handle, ergonomic bike handle (mowing handle), STIHL 4-MIX® engine with large tank for long working time, solid drive shaft, double shoulder harness. For more information on features and specifications turn to page 152.




Order number 4180 200 0729

### FS 91 R

28.4 cm<sup>3</sup> • 0.95 kW / 1.3 hp • 5.8 kg<sup>⓪</sup>

For working on areas of tough grass. A simplified start-up sequence for convenient starting, loop handle, control handle with stop button, STIHL 4-MIX® engine with large tank for long working time, solid drive shaft. For more information on features and specifications turn to page 152.




Order number 4180 200 0728

### FS 94 C-E

24.1 cm<sup>3</sup> • 0.9 kW / 1.2 hp • 4.9 kg<sup>⓪</sup>

The most lightweight brushcutter in this segment. STIHL 1-point anti-vibration system, STIHL Easy2Start, single-handed multi-function handle, ergonomic bike handle, STIHL ECOSPEED, STIHL 2-MIX engine, straight shaft, double shoulder harness.



Order number 4149 200 0121

#### Additional versions:

FS 94 RC-E 4149 200 0120

C = Comfort version  
E = STIHL Easy2Start  
R = Loop handle

<sup>⓪</sup> Weight excluding fuel, cutting tool and guard

**FS 111****31.4 cm<sup>3</sup> • 1.05 kW / 1.4 hp • 5.8 kg<sup>Ⓢ</sup>**


Powerful brushcutter for working on large areas of tough grass. Simplified start-up process for convenient starting, ergonomic bike handle (mowing handle), STIHL 4-MIX® engine with large tank for working time, solid drive shaft, double shoulder harness.

Order number **4180 200 0708****Additional versions:****FS 111 R 4180 200 0709****FS 240****37.7 cm<sup>3</sup> • 1.7 kW / 2.3 hp • 7.1 kg<sup>Ⓢ</sup>**

Ideal for agricultural and horticultural work. STIHL 1-point anti-vibration system, multifunction handle, bike handle, tool-free handle adjustment, efficient STIHL 2-MIX engine, straight shaft, solid drive shaft. For more information on features and specifications turn to page 152.

Order number **4147 200 0321****Additional versions:****FS 240 R 4147 200 0451****FS 131****36.3 cm<sup>3</sup> • 1.4 kW / 1.9 hp • 5.8 kg<sup>Ⓢ</sup>**

Particularly powerful brushcutter for working on large areas of tough grass. Simplified start-up sequence for convenient starting, bike handle, control handle with stop button, STIHL 4-MIX engine with large tank for longer working times between refueling, solid drive shaft. For more information on features and specifications turn to page 152.

Order number **4180 200 0731****Additional versions:****FS 131 R 4180 200 0730****FS 261 C-E****41.6 cm<sup>3</sup> • 2.0 kW / 2.7 hp • 7.8 kg<sup>Ⓢ</sup>**

For tough and extensive mowing work. STIHL 1-point anti-vibration system, STIHL Easy2Start, Ergonomic bike handle with new extremely ergonomic ADVANCE Grip single-handed multi-function handle with comfortable gripping surfaces and thumb rest for low-fatigue flexible work, with tool-free handle adjustment. STIHL 2-MIX engine. Supplied with 3 tooth brush knife.

Order number **4147 200 0601**

## C IN THE PRODUCT NAME STANDS FOR COMFORT FEATURE

Many STIHL tools are fitted as standard with special comfort features that can be identified by the C in the product name, e.g. FS 261 C-E. The E stands for STIHL Easy2Start, meaning the starter cord is easy to pull, and the machine starts with minimum effort required.



## CLEARING SAWS

- For landscape maintenance and forestry
- Powerful, comfortable and long-lasting professional power tools
- For removing scrub and rampant overgrowth
- For shredding and sawing jobs in the forest
- For mowing large areas



### FS 361 C-EM

37.7 cm<sup>3</sup> • 1.7 kW / 2.3 hp • 8.6 kg<sup>Ⓞ</sup>



For mowing tough grass. Cutting circle diameter of 300 mm with brush knife, cutting circle diameter extends to a maximum of 520 mm with optional line mowing tool, STIHL 4-point anti-vibration system, STIHL Easy2Start. Ergonomic bike handle with new extremely ergonomic ADVANCE Grip single-handed multi-function handle with comfortable gripping surfaces and thumb rest for low-fatigue flexible work, with tool-free handle adjustment. STIHL 2-MIX engine, STIHL M-Tronic. Supplied with ADVANCE PLUS universal harness.



Order number **4147 200 0614**

### FS 461 C-EM

45.6 cm<sup>3</sup> • 2.2 kW / 3.0 hp • 8.7 kg<sup>Ⓞ</sup>



For work in challenging areas of tough grass. STIHL 4-point anti-vibration system, STIHL Easy2Start, multi-function handle, bike handle, tool-free handle adjustment, efficient STIHL 2-MIX engine, STIHL M-Tronic. For more information on features and specifications turn to page 154.




Order number **4147 200 0409**

C = Comfort version  
E = Easy2Start  
M = STIHL M-Tronic

<sup>Ⓞ</sup> Weight excluding fuel, cutting tool and guard

**FS 561 C-EM**57.1 cm<sup>3</sup> • 2.8 kW / 3.8 hp • 10.2 kg<sup>Ⓞ</sup>

The most powerful STIHL clearing saw. Cutting circle diameter of 350 mm with brush knife. STIHL 4-point anti-vibration system, STIHL Easy2Start. Ergonomic bike handle with single-handed multi-function handle with comfortable gripping surfaces for low-fatigue flexible work, with tool-free handle adjustment. STIHL 2-MIX engine, STIHL M-Tronic, straightforward start logic, stop button. Supplied with the ADVANCE forestry harness for optimal working.

Order number **4148 200 0160****HIGH-TECH HARNESS, EXTREMELY COMFORTABLE TO WEAR FOR DEMANDING JOBS IN THE FOREST.**

The **ADVANCE X-TREEm forestry harness** is the ideal harness for long and extremely demanding jobs using our professional clearing saws. The infinitely variable length-adjustable back section of the harness provides an effective means of optimising load distribution between shoulders and hips to protect your muscles and joints. The clearing saw can be clipped to the comfort hook of the harness to give you the benefit of maximum unrestricted movement to safely guide the power tool. Breathable materials and large ventilation sections provide outstanding comfort. The ADVANCE X-TREEm forestry harness can be found on **page 151**.

**FS 561 C-EM:  
THE LARGEST  
MOWING CIRCLE  
IN ITS CLASS**



## ELECTRIC GRASS TRIMMERS

- Light and comfortable handling
- For use in the garden and areas close to your home
- For use in noise-sensitive residential areas and around hospitals, cemeteries, schools etc.
- Especially well-suited to mowing around stones, plants, flower pots and lawn edges



### FSE 52

240V • 500 W • 2.2 kg<sup>Ⓞ</sup>

For trimming and clearing jobs in the garden. Telescopic, round handle, tool-free handle adjustment, spacer bracket, angle-adjustable gearhead. For more information on features and specifications turn to page 154.



Order number **4816 011 4102**

### FSE 71

240V • 540 W • 4.0 kg<sup>Ⓞ</sup>

For trimming, clearing and small mowing jobs. Control handle with softgrip, loop handle, overload protection, automatic readjustment of mowing line when the mowing head is tapped on the ground at full speed. For more information on features and specifications turn to page 154.



Order number **4809 011 4107**

<sup>Ⓞ</sup> Weight excluding cable, including cutting tool and guard

# ACCESSORIES AND PARTS FOR BRUSHCUTTERS AND CLEARING SAWS

- Accessories for greater working comfort and improved protection
- Harnesses, hand guards, tool attachments, protective covers



## HAND GUARD FOR SHREDDING APPLICATIONS

Practical hand guard.



**For FS 240, FS 261, FS 361, FS 461 and FS 561**

(Does not suit FS 261.1, FS 361.1, FS 461.1, FS 561.1. For more information consult your local STIHL dealer)

Order number **4147 790 9102**



## SERVICE KITS

Tackle your own straightforward maintenance work with the Service Kits for STIHL petrol-driven power tools: each kit includes a spark plug, fuel filter, and paper or fleece air filter. With proactive, regular standard maintenance, you can protect your power tool against dirt and damage while also increasing its service life. The only additional maintenance implement you need is the combination socket tool supplied with your STIHL power tool.

**Service Kit 24** for FS 38, FS 55

Order number **4140 007 4100**

**Service Kit 26** for FS 70, KM 56

Order number **4144 007 4100**

**Service Kit 30** for FS 91 and FS 111

Order number **4180 007 4102**

**Service Kit 31** for FS 131, KM 131 and BT 131

Order number **4180 007 4103**





### PADDED LOOP

For a high level of user comfort.

Includes clip-on fastening attachment, for FSA 60 R, FSA 86 R, FSA 90 R, HLA 56 and HLA 66

Order number  
**4852 007 1000**



### BASIC HARNESS

Included as standard with most STIHL brushcutters. For less tiring and safer work.

For FS 38, HL and HT  
Order number  
**4130 710 9000**



### CHEST BELT

For all universal harnesses in the ADVANCE range. Ensures the shoulder straps are securely positioned.

For all universal harnesses in the ADVANCE range.  
Order number  
**0000 790 7700**

## HARNESSES



		UNIVERSAL HARNESSES		
DOUBLE SHOULDER HARNESS		ADVANCE	ADVANCE XXL	ADVANCE PLUS
Features and equipment		For strength-saving mowing and clearing. Ergonomic, comfortable, light, can be combined with the chest belt and tool bag.		
	With soft padding	Standard size	XXL version for heights > 1.80 m	With comfort hook
Chest circumference (cm)	99 – 145	99 – 140	99 – 150	99 – 140
Waist circumference (cm)	-	95 – 144	95 – 155	95 – 144
Back length (cm)	-	56	63	56
Suitable for power tool	FS 55 – FS 561, FSA 90 – FSA 200	FS 55 – FS 561, FSA 90 – FSA 200	FS 55 – FS 561, FSA 90 – FSA 200	FS 55 – FS 561, FSA 90 – FSA 200
<b>Order number</b>	<b>4147 710 9000</b>	<b>4147 710 9002</b>	<b>4147 710 9004</b>	<b>4147 710 9014</b>



**WHILE STOCKS LAST  
ADVANCE TOOL  
BACKPACK BAG**

For conveniently transporting tools. With two sections. Can be easily attached to the universal and forestry harnesses.

For all universal and forestry harnesses in the **ADVANCE series**  
Order number  
**4147 881 5700**



**HIP PAD KIT SET**

Support cushion with harness adapter for securing the support cushion to the battery belt with harness, on the AP or AR L carrying system. Not suitable for combination with the modular harness system.

For **BGA 100, KMA 135 R, FSA 135 and FSA 135 R**  
Order number  
**0000 007 1045**



**FORESTRY HARNESSES**

**ADVANCE**

**ADVANCE XXL**

**ADVANCE X-TREE<sub>m</sub>**

The free-hanging leg protection facilitates very easy movement.  
Ergonomic circular saw blades for forestry applications, very light, can be combined with the tool bag.

Standard size

XXL version for heights > 1.80 m

Length-adjustable back section<sup>①</sup> to distribute the load between hip and shoulder

99 - 144

99 - 155

99 - 155

90 - 135

100 - 150

95 - 160

56

61

52 - 64

FS 91 - FS 561

FS 91 - FS 561

FS 561,  
FSA 90 - FSA 200

**4147 710 9003**

**4147 710 9009**

**0000 710 9001**

	Order number	Displacement (cm <sup>3</sup> )	Power output (kW/hp)	Power consumption (kW)	Rated voltage (V)	Weight <sup>①</sup> (kg)	Sound pressure level <sup>②</sup> (dB(A))	Sound power level <sup>②</sup> (dB(A))	Vibration level, left / right <sup>②</sup> (m/s <sup>2</sup> )	STIHL engine (2-MIX / 4-MIX <sup>®</sup> )	Total length without cutting tool (cm)	Cutting circle diameter (mm)
<b>PETROL-DRIVEN BRUSHCUTTERS FOR TRIMMING GRASS</b>												
<b>FS 38</b>	<b>4140 012 2365</b>	27.2	<b>0.65</b> /0.9	-	-	4.1	94	105	8.0/8.0	-	147	380
<b>FS 45</b>	<b>4140 012 2372</b>	27.2	<b>0.75</b> /1.0	-	-	4.1	94	104	7.0/6.4	-	145	420
<b>FS 45 C-E</b>	<b>4140 012 2370</b>	27.2	<b>0.75</b> /1.0	-	-	4.3	93	105	6.0/5.7	-	145	420
<b>FS 55 RC-E</b>	<b>4140 200 0595</b>	27.2	<b>0.75</b> /1.0	-	-	4.4	96	106	8.5/8.5	-	170	420
<b>FS 55 C-E</b>	<b>4140 200 0597</b>	27.2	<b>0.75</b> /1.0	-	-	5.2	96	106	6.8/5.6	-	170	420
<b>PETROL-DRIVEN BRUSHCUTTERS FOR GARDEN MAINTENANCE</b>												
<b>FS 70 R</b>	<b>4144 200 0229</b>	27.2	<b>0.9</b> /1.2	-	-	4.8	94	104	6.6/6.6	2-MIX	170	420
<b>PETROL-DRIVEN BRUSHCUTTERS FOR LANDSCAPE MAINTENANCE</b>												
<b>FS 91</b>	<b>4180 200 0729</b>	28.4	<b>0.95</b> /1.3	-	-	5.8	95	104	3.2/2.5	4-MIX <sup>®</sup>	180	420
<b>FS 91 R</b>	<b>4180 200 0728</b>	28.4	<b>0.95</b> /1.3	-	-	5.5	95	106	5.3/5.3	4-MIX <sup>®</sup>	180	420
<b>FS 94 RC-E</b>	<b>4149 200 0120</b>	24.1	<b>0.9</b> /1.2	-	-	4.6	93	105	5.5/5.5	2-MIX	178	420
<b>FS 94 C-E</b>	<b>4149 200 0121</b>	24.1	<b>0.9</b> /1.2	-	-	4.9	93	104	4.3/3.5	2-MIX	178	420
<b>FS 111</b>	<b>4180 200 0708</b>	31.4	<b>1.05</b> /1.4	-	-	5.8	95	104	3.7/3.7	4-MIX <sup>®</sup>	180	420
<b>FS 111 R</b>	<b>4180 200 0709</b>	31.4	<b>1.05</b> /1.4	-	-	5.5	95	108	6.6/6.1	4-MIX <sup>®</sup>	180	420
<b>FS 131</b>	<b>4180 200 0731</b>	36.3	<b>1.4</b> /1.9	-	-	5.8	97	106	3.7/3.4	4-MIX <sup>®</sup>	180	420
<b>FS 131 R</b>	<b>4180 200 0730</b>	36.3	<b>1.4</b> /1.9	-	-	5.5	98	109	6.2/6.2	4-MIX <sup>®</sup>	180	420
<b>FS 240</b>	<b>4147 200 0321</b>	37.7	<b>1.7</b> /2.3	-	-	7.1	99	110	4.7 / 4.0	2-MIX	180	420
<b>FS 240 R</b>	<b>4147 200 0451</b>	37.7	<b>1.7</b> /2.3	-	-	6.9	98	110	5.9/3.0	2-MIX	177	420
<b>FS 261 C-E</b>	<b>4147 200 0601</b>	41.6	<b>2.0</b> /2.7	-	-	7.8	99	109	5.0/5.9	2-MIX	180	300

● Fitted as standard  
○ Retrofittable (accessory)

C = Comfort version  
E = STIHL Easy2Start

R = Loop handle

① Weight excluding fuel, cutting tool and guard  
② K-factor in accordance with  
Directive 2006/42/EC = 2.0 dB(A) with standard tool

Standard cutting tool	Tank volume (l)	Drive shaft	STIHL anti-vibration system	STIHL Easy2Start	STIHL M-Tronic	STIHL Smart Connector 2 A	Automatic decompression	Multi-function handle	Loop handle / bike handle / round handle	Tool-free handle adjustment	Mowing / shredding / sawing jobs	Basic harness	Harness	Double shoulder harness	ADVANCE / ADVANCE PLUS	ADVANCE / ADVANCE PLUS / ADVANCE X-TREEM forestry harness
												<b>HARNESSES</b>				
AutoCut mowing head C 6-2	0.33	flexible	-	o	-	-	-	•	- / - / •	-	• / - / -	o	-	-	- / -	- / - / -
AutoCut mowing head C 6-2	0.34	flexible	-	o	-	-	-	•	- / - / •	-	• / - / -	o	-	-	- / -	- / - / -
AutoCut mowing head C 6-2	0.34	flexible	-	•	-	-	-	•	- / - / •	•	• / - / -	o	-	-	o / -	- / - / -
AutoCut C 26-2 mowing head	0.33	flexible	-	•	-	-	-	•	• / - / -	-	• / - / -	-	•	o	o / o	- / - / -
AutoCut C 26-2 mowing head	0.33	flexible	-	•	-	-	-	•	- / • / -	-	• / - / -	-	•	o	o / o	- / - / -
												<b>HARNESSES</b>				
AutoCut C 26-2 mowing head	0.34	flexible	-	•	-	-	-	•	• / - / -	-	• / - / -	-	•	o	o / o	- / - / -
												<b>HARNESSES</b>				
AutoCut C 26-2 mowing head	0.71	solid	1-point	-	-	-	•	•	- / • / -	•	• / - / o	-	o	•	o / o	o / o / o
AutoCut C 26-2 mowing head	0.71	solid	1-point	-	-	-	•	•	• / - / -	-	• / - / -	-	-	•	-	o / o / o
AutoCut C 26-2 mowing head	0.54	solid	1-point	•	-	-	-	•	• / - / -	-	• / - / -	-	•	o	o / o	o / o / o
AutoCut C 26-2 mowing head	0.54	solid	1-point	•	-	-	-	•	- / • / -	-	• / - / -	-	o	•	o / o	o / o / o
AutoCut C 26-2 mowing head	0.71	solid	1-point	-	-	-	•	•	- / • / -	•	• / - / o	-	o	o	o / o	o / o / o
AutoCut C 26-2 mowing head	0.71	solid	1-point	-	-	-	•	•	• / - / -	-	• / - / -	-	o	•	• / o	o / o / o
AutoCut C 26-2 mowing head	0.71	solid	1-point	-	-	-	•	•	- / • / -	•	• / - / o	-	-	•	o / o	o / o / o
AutoCut C 26-2 mowing head	0.71	solid	1-point	-	-	-	•	•	• / - / -	•	• / - / o	-	-	•	o / o	o / o / o
AutoCut C 36-2 mowing head	0.75	solid	1-point	•	-	-	-	•	- / • / -	•	• / o / o	-	-	•	o / o	o / o / o
AutoCut C 36-2 mowing head	0.64	solid	1-point	-	-	-	-	•	- / • / -	•	• / o / o	-	o	•	- / -	- / - / -
Brush knife 300-3	0.75	solid	1-point	•	-	-	-	•	- / • / -	•	• / o / o	-	-	•	o / o	o / o / o

© K-factor in accordance with Directive 2006 / 42 / EC = 2 m/s<sup>2</sup> with standard tool



	Order number	Displacement (cm <sup>3</sup> )	Power output (kW / hp)	Power consumption (kW)	Rated voltage (V)	Weight <sup>Ⓞ</sup> (kg)	Sound pressure level <sup>Ⓢ</sup> (dB(A))	Sound power level <sup>Ⓢ</sup> (dB(A))	Vibration level, left / right <sup>Ⓢ</sup> (m/s <sup>2</sup> )	STIHL engine (2-MIX / 4-MIX <sup>Ⓢ</sup> )	Total length without cutting tool (cm)	Cutting circle diameter (mm)
<b>CLEARING SAWS</b>												
<b>FS 361 C-EM</b>	4147 200 0614	37.7	1.7 / 2.3	-	-	8.6	100	110	2.6 / 2.7	2-MIX	179	300
<b>FS 461 C-EM</b>	4147 200 0409	45.6	2.2 / 3.0	-	-	8.7	101	110	2.4 / 2.3	2-MIX	179	300
<b>FS 561 C-EM</b> Saw Blade	4148 200 0160	57.1	2.8 / 3.8	-	-	10.2 <sup>Ⓢ</sup>	102	112	3.3 / 3.3	2-MIX	176	225
<b>BATTERY BRUSHCUTTERS</b>												
<b>FSA 30<sup>Ⓢ</sup></b>	FA10 011 5700	-	0.13 <sup>Ⓢ</sup> / -	0.24	10.8	2.1 <sup>Ⓢ</sup>	76	89	1.5 / 1.9	AS-System	116	230
<b>FSA 30 SET<sup>Ⓢ</sup></b> with AS 2 and AL 1	FA10 011 5713	-	0.13 <sup>Ⓢ</sup> / -	0.24	10.8	2.3 <sup>Ⓢ</sup>	76	89	1.5 / 1.9	AS-System	116	230
<b>FSA 45<sup>Ⓢ</sup></b>	4512 011 5704	-	0.13 <sup>Ⓢ</sup> / -	0.24	18	2.3 <sup>Ⓢ</sup>	77	87	1.7 / 4.9	Al-Line	110	250
<b>FSA 57<sup>Ⓢ</sup></b>	4522 011 5730	-	0.28 <sup>Ⓢ</sup> / -	0.4	36	2.7 <sup>Ⓢ</sup>	74	89	4.0 / 4.0	AK-System	149	280
<b>FSA 57<sup>Ⓢ</sup> SET</b> with AK 10 + AL 101	4522 011 5744	-	0.28 <sup>Ⓢ</sup> / -	0.4	36	3.5 <sup>Ⓢ</sup>	74	89	4.0 / 4.0	AK-System	149	280
<b>FSA 60 R<sup>Ⓢ</sup></b>	FA04 011 5700	-	0.52 <sup>Ⓢ</sup> / -	0.65	36	3.1 <sup>Ⓢ</sup>	77	91	3.7 / 2.0	AK-System	168	350
<b>FSA 60 R<sup>Ⓢ</sup> SET</b> with AK 20 + AL 101	FA04 011 5744	-	0.52 <sup>Ⓢ</sup> / -	0.65	36	4.3 <sup>Ⓢ</sup>	77	91	3.7 / 2.0	AK-System	168	350
<b>FSA 80 R<sup>Ⓢ</sup></b>	FA08 011 5720	-	0.8 <sup>Ⓢ</sup> / -	1.0	36	4.8 <sup>Ⓢ</sup>	81	94	5.2 / 2.9	AK-System	173	380
<b>FSA 80 R<sup>Ⓢ</sup> SET</b> with AK 30 + AL 101	FA08 011 5734	-	0.8 <sup>Ⓢ</sup> / -	1.0	36	6.1 <sup>Ⓢ</sup>	81	94	5.2 / 2.9	AK-System	173	380
<b>FSA 86 R<sup>Ⓢ</sup></b>	FA05 011 5700	-	0.52 <sup>Ⓢ</sup> / -	0.65	36	3.2 <sup>Ⓢ</sup>	77	91	3.7 / 2.0	AP-System	173	350
<b>FSA 90 R<sup>Ⓢ</sup></b>	4863 200 0090	-	0.8 <sup>Ⓢ</sup> / -	1.0	36	6.2 <sup>Ⓢ</sup>	81	94	3.2 / 1.9	AP-System	178	380
<b>FSA 90<sup>Ⓢ</sup></b>	4863 200 0089	-	0.8 <sup>Ⓢ</sup> / -	1.0	36	4.9 <sup>Ⓢ</sup>	81	94	3.2 / 1.9	AP-System	178	380
<b>FSA 120 R<sup>Ⓢ</sup></b>	FA08 200 0005	-	0.8 <sup>Ⓢ</sup> / -	1.0	36	5.0 <sup>Ⓢ</sup>	81	94	2.6 / 2.3	AP-System	173	380
<b>FSA 120<sup>Ⓢ</sup></b>	FA08 200 0002	-	0.8 <sup>Ⓢ</sup> / -	1.0	36	5.0 <sup>Ⓢ</sup>	81	94	2.6 / 2.3	AP-System	173	380
<b>FSA 135 R<sup>Ⓢ</sup></b>	FA01 200 0003	-	1.0 <sup>Ⓢ</sup> / -	1.2	36	4.3 <sup>Ⓢ</sup>	80	92	3.7 / 1.8	AP-System	183	420
<b>FSA 135<sup>Ⓢ</sup></b>	FA01 200 0001	-	1.0 <sup>Ⓢ</sup> / -	1.2	36	4.9 <sup>Ⓢ</sup>	81	94	2.1 / 1.8	AP-System	183	420
<b>FSA 200 R<sup>Ⓢ</sup></b>	FA03 200 0007	-	1.0 <sup>Ⓢ</sup> / -	2.0	36	5.7 <sup>Ⓢ</sup>	85	106	2.2 / 1.8	AP-System	181	450
<b>FSA 200<sup>Ⓢ</sup></b>	FA03 200 0000	-	1.0 <sup>Ⓢ</sup> / -	2.0	36	5.7 <sup>Ⓢ</sup>	85	106	2.2 / 1.8	AP-System	181	450
<b>ELECTRIC BRUSHCUTTERS</b>												
<b>FSE 52</b>	4816 011 4102	-	-	0,5	240	2.2 <sup>Ⓢ</sup>	83	94	3.0 / 4.5	-	131	300
<b>FSE 71</b>	4809 011 4107	-	-	0,54	240	4.0 <sup>Ⓢ</sup>	82	93	3.3 / 2.9	-	153	350

● Fitted as standard  
 ○ Retrofittable (accessory)  
 C = Comfort version  
 E = STIHL ErgoStart  
 F = STIHL Electrostart

Ⓢ K-factor in accordance with Directive 2006 / 42 / EC = 2.0 dB(A) with standard tool  
 Ⓢ K-factor in accordance with Directive 2006 / 42 / EC = 2 m/s<sup>2</sup> with standard tool  
 Ⓢ Fixed engine speed  
 Ⓢ Infinitely variable engine speed

Standard cutting tool	Tank volume (l)	Drive shaft	STIHL anti-vibration system	STIHL Easy2Start	STIHL M-Tronic	STIHL Smart Connector 2 A	Automatic decompression	Multi-function handle	Loop handle / bike handle / round handle	Tool-free handle adjustment	Mowing / shredding / sawing jobs	Basic harness	Double shoulder harness	ADVANCE / ADVANCE PLUS	ADVANCE / ADVANCE PLUS / ADVANCE X-TREEm forestry harness
												<b>HARNESSES</b>			
Brush knife 300-3	0.75	solid	4-point	●	●	-	-	●	-/●/-	●	●/○/○	-	○	●/○	○/○/○
Brush knife 300-3	0.75	solid	4-point	●	●	-	-	●	-/●/-	●	●/○/○	-	○	●/○	○/○/○
Circular saw blade 225-36	0.99	solid	4-point	●	●	-	-	●	-/●/-	●	○/○/●	-	○	○/○	●/○/○
												<b>HARNESSES</b>			
Polycut 3-2 mowing head	-	-	-	-	-	-	-	-	-/-/●	●	●/-/-	-	-	-/-	-/-/-
Polycut 3-2 mowing head	-	-	-	-	-	-	-	-	-/-/●	●	●/-/-	-	-	-/-	-/-/-
PolyCut 2-2 mowing head	-	-	-	-	-	-	-	-	-/-/●	●	●/-/-	-	-	-/-	-/-/-
AutoCut C 3-2 mowing head	-	-	-	-	-	-	-	-	-/-/●	●	●/-/-	-	-	-/-	-/-/-
AutoCut C 3-2 mowing head	-	-	-	-	-	-	-	-	-/-/●	●	●/-/-	-	-	-/-	-/-/-
AutoCut C 6-2 mowing head	-	-	-	-	-	-	-	-	●/-/-	-	●/-/-	-	-	-/-	-/-/-
AutoCut C 6-2 mowing head	-	-	-	-	-	-	-	-	●/-/-	-	●/-/-	-	-	-/-	-/-/-
AutoCut 27-2 mowing head	-	solid	-	-	-	-	-	-	●/-/-	●	●/-/-	●	-	-/-	-/-/-
AutoCut 27-2 mowing head	-	solid	-	-	-	-	-	-	●/-/-	●	●/-/-	●	-	-/-	-/-/-
AutoCut C 6-2 mowing head	-	-	-	-	-	-	-	-	●/-/-	-	●/-/-	-	-	-/-	-/-/-
AutoCut C 26-2 mowing head	-	-	-	-	-	-	-	-	●/-/-	-	●/-/-	-	●	○/○	-/-/○
AutoCut C 26-2 mowing head	-	-	-	-	-	-	-	-	-/●/-	●	●/-/-	-	●	○/○	-/-/○
AutoCut 27-2 mowing head	-	solid	-	-	-	-	-	-	●/-/-	●	●/-/-	●	-	-/-	-/-/-
AutoCut 27-2 mowing head	-	solid	-	-	-	-	-	-	-/●/-	●	●/-/-	●	-	-/-	-/-/-
AutoCut C 26-2 mowing head	-	solid	-	-	-	○	-	-	●/-/-	-	●/-/-	-	-	-/-	-/-/-
AutoCut C 26-2 mowing head	-	solid	-	-	-	○	-	-	-/●/-	●	●/-/●	-	●	○/○	-/-/○
AutoCut C 26-2 mowing head	-	solid	-	-	-	○	-	-	-/●/-	●	●/-/●	●	-	○/○	-/-/○
AutoCut C 26-2 mowing head	-	solid	-	-	-	○	-	-	-/●/-	●	●/-/●	-	●	○/○	-/-/○
												<b>HARNESSES</b>			
AutoCut C 3-2 mowing head	-	-	-	-	-	-	-	-	-/-/●	●	●/-/-	-	-	-/-	-/-/-
AutoCut C 6-2 mowing head	-	flexible	-	-	-	-	-	-	-/-/●	-	●/-/-	-	-	-/-	-/-/-

Ⓢ Weight excluding fuel, cutting tool and guard  
 Ⓣ Weight including battery  
 Ⓡ Weight excluding battery, including cutting tool and guard  
 Ⓤ Weight including battery, excluding charger

Ⓢ Weight excluding battery, cutting tool and guard  
 Ⓣ Weight excluding battery, including blade and guard  
 Ⓡ Weight excluding cable, including cutting tool and guard

Ⓢ Mechanical output as a comparative value for petrol-driven brushcutters



## CUTTING TOOLS AND MOWING LINES

- Wide variety of cutting tools and mowing lines for different applications
- For everything from simple mowing jobs, through to maintaining young stands
- Mowing lines made from wear-resistant and long-lasting flexible material
- Mowing lines with different shapes, cross-sections and diameters



## GRASS AND LIGHT VEGETATION



### TrimCut mowing head

Two lines, for trimming and mowing grass. Line refill from the outside or by removing the spool. Manual readjustment of the line.



### AutoCut mowing head

Two lines, for mowing and clearing work. Automatic extension of mowing lines by tapping the mowing head on the ground.



### SuperCut mowing head

Two lines, for mowing and clearing work. Automatic adjustment of mowing lines for optimal cutting length.



### PolyCut mowing head<sup>Ⓞ</sup>

Universal cutting tool for trimming and working on large areas. With two or three movable plastic blades.



### DuroCut mowing head

Two lines, for mowing and thinning work, even on tough grass. Mowing line made from highly abrasion-resistant, durable material.



<sup>Ⓞ</sup> Recommended especially for STIHL battery brushcutters to ensure a longer battery life per charge

**HEAVY  
VEGETATION**

**REEDS AND  
BUSHES**

**BUSHES AND THIN TREES**



**ShredCut shredder blade**  
Two blades, made of steel, for thinning and shredding tough scrub and thorny hedges.



**WoodCut circular saw blades, scratcher-tooth**  
Special steel tool for mid and high-performance brushcutters. For gnarled bushes and thin tree trunks.



**WoodCut circular saw blade, chisel-tooth**  
Special steel tool for mid and high-performance brushcutters. For gnarled bushes, thin tree trunks, sawing and clearing work.

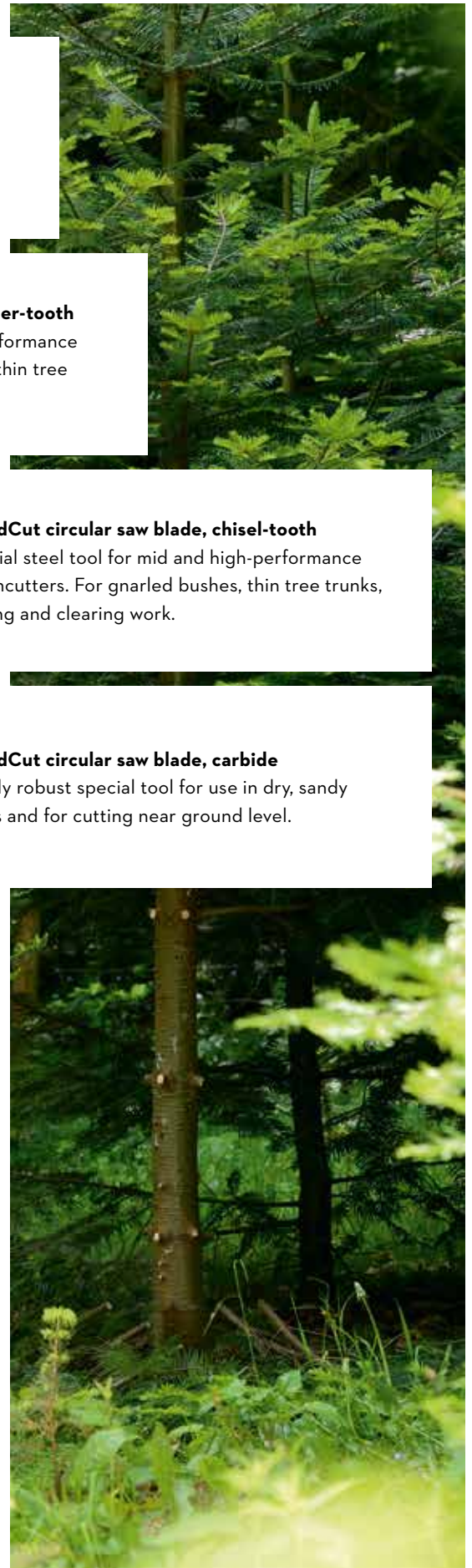


**WoodCut circular saw blade, carbide**  
Highly robust special tool for use in dry, sandy areas and for cutting near ground level.



**GrassCut grass-cutting blade**  
Made from steel. Available in versions with different numbers of blades and teeth, for mowing tough, dry grass and reeds.

**BrushCut brush knife**  
Two or three blades, made of steel, reversible. For thinning and removing tough grass, scrub and thorny hedges.



## MOWING HEADS<sup>①</sup>

	Order number	Mowing line diameter <sup>②</sup> (mm)	Recommended Mowing line refill quantity (m)	Shape of the mowing lines	FS 38	FS 55 R, FS 55, FS 56 C-E, FS 70 RC-E,	FS 91, FS 111, FS-KM	FS 94 RC-E, FS 94 C-E	FS 131	FS 261 C-E
<b>FIXCUT MOWING HEAD</b>										
FIXCUT 31-2 (ALLOY)	4001 710 2105	2.4/2.7	-	-	-	•	•	-	•	-
<b>TRIMCUT MOWING HEAD</b>										
TRIMCUT C 32-2	4002 710 2198	2.4/2.7/3.0	1 × 8	○□□	-	•	•	-	•	-
TRIMCUT C 42-2	4003 710 2122	2.4/2.7/3.0	1 × 8	○□□	-	-	-	-	-	•
<b>AUTOCUT MOWING HEAD</b>										
LINE SPOOL	4008 710 4300	1.6	-	-	-	-	-	-	-	-
LINE SPOOL	4008 710 4301	2.0	-	-	-	-	-	-	-	-
AUTOCUT C 3-2	4009 710 2100	1.6	1 × 5	-	-	-	-	-	-	-
AUTOCUT C 4-2	4006 710 2123	2.0	1 × 5	-	-	-	-	-	-	-
AUTOCUT C 6-2	4006 710 2126	2.0/2.4	1 × 4	○□□	•	-	-	-	-	-
AUTOCUT C 26-2	4002 710 2169	2.4/2.7	1 × 7	○□□	-	•	•	•	•	-
AUTOCUT 27-2	4002 820 2302	2.4/2.7	2 × 3.5	○□□	-	•	•	•	•	-
AUTOCUT 36-2	4002 710 2170	2.4/2.7/3.0/3.3	2 × 4	○□□	-	-	•	-	•	-
AUTOCUT 46-2	4003 710 2115	2.4/2.7/3.0/3.3	2 × 4	○□□	-	-	-	-	-	•
<b>SUPERCUT MOWING HEAD</b>										
SUPERCUT 20-2	4002 710 2162	2.4	2 × 3	○□	-	•	•	•	•	-
SUPERCUT 40-2	4003 710 2140	2.4	1 × 7.5	○□	-	-	-	-	-	•
<b>POLYCUT MOWING HEAD</b>										
POLYCUT 2-2 <sup>③</sup>	4008 710 2102	1.4/1.6	2 × 0.15	○	-	-	-	-	-	-
POLYCUT 3-2 <sup>③</sup>	4009 710 2104	1.4/1.6	2 × 0.15	○	-	-	-	-	-	-
POLYCUT 6-2 <sup>③</sup>	4006 710 2137	2.0/2.4	2 × 0.2	○□□	•	-	-	-	-	-
POLYCUT 28-2 <sup>③</sup>	4002 820 2300	2.4/2.7	1 × 0.4	○□□	-	•	•	•	•	-
POLYCUT 48-2 <sup>③</sup>	4003 710 2126	2.4/2.7	1 × 0.4	○□□	-	-	-	-	-	•
<b>DUROCUT MOWING HEAD</b>										
DUROCUT 5-2 <sup>④</sup>	4006 710 2131	1.6/2.0/2.4/L	2 × 0.2	○□□	•	-	-	-	-	-
DUROCUT 20-2 <sup>④</sup>	4002 710 2182	2.0/2.4/2.7/L/XL	2 × 0.2	○□□	-	•	•	•	•	-
DUROCUT 40-4 <sup>④</sup>	4005 710 2114	2.7/3.0/3.3/4.0/ XL/XXL	4 × 0.25	○□□	-	-	-	-	-	•

- Recommended
- Can be combined
- Not approved


















- ① Only approved with guard
- ② Numbers in bold type indicate the diameter of the line that the mowing head is equipped with on delivery
- ③ Can be equipped with cut-to-length mowing lines as an alternative
- ④ Includes 6 L line pieces






















FS 311	FS 361 C-EM	FS 461 C-EM	FS 561 C-EM	FSA 30	FSA 45	FSA 57, FSE 52	FSA 60 R, FSA 86 R	FSA 70 R, FSA 110 R	FSA 135 R, FSA 135	FSA 120, FSA 120 R, FSA 80 R	FSA 200, FSA 200 R	FSE 71
-	-	-	-	-	-	-	-	-	-	-	-	-
-	-	-	-	-	-	-	-	-	-	-	-	-
•	•	•	-	-	-	-	-	-	•	-	-	-
-	-	-	-	-	-	•	-	-	-	-	-	-
-	-	-	-	-	-	•	-	-	-	-	-	-
-	-	-	-	•	-	•	-	-	-	-	-	-
-	-	-	-	-	-	•	-	-	-	-	-	-
-	-	-	-	-	-	-	•	-	-	-	-	•
-	-	-	-	-	-	-	-	-	•	-	•	-
-	-	-	-	-	-	-	-	-	•	•	-	-
•	•	•	-	-	-	-	-	-	•	-	-	-
-	-	-	-	-	-	-	-	-	•	-	-	-
•	•	•	-	-	-	-	-	-	-	-	-	-
-	-	-	-	-	•	-	-	-	-	-	-	-
-	-	-	-	•	-	•	-	-	-	-	-	-
-	-	-	-	-	-	-	•	-	-	-	-	○
-	-	-	-	-	-	-	-	-	•	-	-	-
•	•	•	-	-	-	-	-	-	-	-	-	-
-	-	-	-	-	-	-	•	-	-	-	-	○
-	-	-	-	-	-	-	-	-	•	-	-	-
•	•	•	•	-	-	-	-	-	-	-	-	-








⊙ Includes 12 XL line pieces      ○ Round mowing line      □ Square mowing line  
 ⊙ Includes 12 XXL line pieces      ◻ CF3 Pro high-tech cruciform mowing line      ◇ Pentagonal mowing line  
 ⚙ Round and quiet mowing line



## MOWING LINES

	1.6 mm	2.0 mm	2.4 mm	2.7 mm	3.0 mm	3.3 mm	4.0 mm
<b>OVERVIEW OF MOWING LINE COLOURS, THICKNESSES AND USE</b>							
 <b>ROUND MOWING LINE</b> Can be universally used for trimming and mowing work					-		
 <b>CF3 PRO HIGH-TECH MOWING LINE</b> Made from three different plastics for flexibility, durability, and high cutting performance.	-						-
 <b>SQUARE MOWING LINE</b> For effectively cutting thick, woody grass and weeds	-	-			-		-

	Order number	Diameter (mm)	Roll length (m)
	 0000 930 2334	1.6	19.0
	 0000 930 2335	2.0	14.0
	 0000 930 2336	2.0	60.0
	 0000 930 2337	2.0	119.0
	 0000 930 2338	2.4	14.0
	 0000 930 2339	2.4	41.0
	 0000 930 2340	2.4	83.0
	 0000 930 2246	2.4	253.0
	 0000 930 2247	2.4	420.0
	 0000 930 2341	2.7	9.0
	 0000 930 2342	2.7	32.0
	 0000 930 2343	2.7	65.0
	 0000 930 2227	2.7	208.0
	 0000 930 2289	2.7	347.0
	 0000 930 2346	3.3	19.0
	 0000 930 2347	3.3	38.0
	 0000 930 2287	3.3	137.0
	 0000 930 2290	3.3	228.0
	 0000 930 3607	4.0	27.0 <sup>Ⓜ</sup>
	 0000 930 3603	4.0	87.0 <sup>Ⓜ</sup>

	Order number	Diameter (mm)	Roll length (m)
	 0000 930 2612	2.4	253.0
	 0000 930 2612	2.4	420
	 0000 930 2616	2.7	208.0
	 0000 930 2617	2.7	347.0
	 0000 930 2622	3.3	137.0
	 0000 930 2623	3.3	228.0



Ⓜ Rolls  
Ⓜ For DuroCut

## PLASTIC BLADE SETS

Eight plastic blades.

For PolyCut 2-2 and 3-2

Total blade length 90 mm

Order number **4008 007 1000**



Twelve plastic blades.

For PolyCut 6-2 and 18-2

Total blade length 130 mm

Order number **4002 007 1020**



For PolyCut 12-2, 28-2 and 48-2

Total blade length 145 mm

Order number **4002 007 1000**



For PolyCut 6-3, 7-3, 20-3, 41-3

Total blade length 115 mm

Order number **4111 007 1001**



## LINE PIECES

48 line pieces per packet.



For DuroCut 5-2 and 20-2, size L, 2 mm, serrated

Order number **0000 930 3503**

For DuroCut 20-2 and 40-4, size XL, 3 mm, serrated

Order number **0000 930 3504**

For DuroCut 40-4, size XXL, 4 mm, serrated

Order number **0000 930 3505**

Order number

Diameter (mm)

Roll length (m)

Order number

Diameter (mm)

Roll length (m)

### CF3 PRO HIGH-TECH CRUCIFORM MOWING LINE<sup>®</sup>

	<b>0000 930 4318</b>	2.0	45.0
	<b>0000 930 4319</b>	2.0	91.0
	<b>0000 930 4300</b>	2.4	35.0
	<b>0000 930 4303</b>	2.4	70.0
	<b>0000 930 4313</b>	2.4	212.0
	<b>0000 930 4320</b>	2.4	345.0
	<b>0000 930 4301</b>	2.7	26.0
	<b>0000 930 4304</b>	2.7	53.0
	<b>0000 930 4314</b>	2.7	172.0
	<b>0000 930 4321</b>	2.7	280.0
	<b>0000 930 4302</b>	3.0	21.0
	<b>0000 930 4305</b>	3.0	43.0
	<b>0000 930 4315</b>	3.0	134.0
	<b>0000 930 4322</b>	3.0	215.0
	<b>0000 930 4316</b>	3.3	113.0

### X-LINE<sup>®</sup>

	<b>0000 930 3410</b>	2.4	83.0
	<b>0000 930 3401</b>	2.4	281.0
	<b>0000 930 3402</b>	2.4	475.0
	<b>0000 930 3411</b>	2.7	65.0
	<b>0000 930 3404</b>	2.7	205.0
	<b>0000 930 3405</b>	2.7	349.0



## METAL CUTTING TOOLS

	Order number	Connection diameter (mm)	FS 55 R, FS 55, FS 70 RC-E	FS 91, FS 111, FS 131, FS 130, FSA 135	FSA 130 R, FSA 135 R, FS-KM	FSA 80, FSA 80 R, FSA 120, FSA 120 R	FSA 200, FSA 200 R	FS 94 RC-E, FS 94 C-E	FS 240 C-E	FSA 90
<b>GRASSCUT GRASS-CUTTING BLADE<sup>Ⓢ</sup></b>										
230 mm (2 F)	4001 713 3805	25.4	●	●	●	●	●	●	●	●
260 mm (2 F)	4001 713 3812	25.4	-	●	●	-	●	●	●	●
230 mm (4 F)	4001 713 3801	25.4	●	●	●	●	●	●	●	●
230 mm (4 F)	4000 713 3801	20.0	-	-	-	-	-	-	-	-
230 mm (8 Z)	4001 713 3803	25.4	●	●	●	●	●	●	●	●
255 mm (8 Z)	4000 713 3802	20.0	-	-	-	-	-	-	-	-
250 mm (40 Z) <sup>Ⓢ</sup>	4001 713 3806	25.4	-	-	-	-	-	●	●	-
250 mm (40 Z) <sup>Ⓢ</sup>	4000 713 3806	20.0	-	-	-	-	-	-	-	-
<b>BRUSHCUT BRUSH KNIFE<sup>Ⓢ</sup></b>										
250 mm (3 F)	4112 713 4100	25.4	-	●	●	-	●	-	●	-
300 mm (3 F)	4119 713 4100	20.0	-	-	-	-	-	-	-	-
350 mm (3 F)	4110 713 4100	20.0	-	-	-	-	-	-	-	-
350 mm "Special" (3 F) <sup>Ⓢ</sup>	4000 713 4100	20.0	-	-	-	-	-	-	-	-
<b>SHREDCUT SHREDDER BLADE<sup>ⓈⓈ</sup></b>										
270 mm (2 F)	4000 713 3903	20.0	-	-	-	-	-	-	-	-
320 mm (2 F)	4000 713 3902	20.0	-	-	-	-	-	-	-	-
<b>WOODCUT CIRCULAR SAW BLADE, SCRATCHER TOOTH<sup>ⓈⓈ</sup></b>										
200 mm (80 Z)	4112 713 4201	25.4	-	-	-	-	-	-	●	-
<b>WOODCUT CIRCULAR SAW BLADE, CHISEL TOOTH<sup>ⓈⓈ</sup></b>										
200 mm (22 Z)	4112 713 4203	25.4	-	●	-	-	●	-	●	-
225 mm (24 Z)	4000 713 4201	20.0	-	-	-	-	-	-	-	-
200 mm (22 Z) HP <sup>Ⓢ</sup>	4001 713 4203	25.4	-	●	-	-	●	-	●	-
225 mm (22 Z) HP <sup>Ⓢ</sup>	4000 713 4202	20.0	-	-	-	-	-	-	-	-
<b>WOODCUT CIRCULAR SAW BLADE, CARBIDE<sup>ⓈⓈ</sup></b>										
225 mm (36 Z)	4000 713 4211	20.0	-	-	-	-	-	-	-	-

● Recommended  
- Not approved

F = Blades  
Z = Teeth

Ⓢ Only approved with guard  
Ⓢ Low-spin  
Ⓢ Very durable, long service life  
Ⓢ Only approved with shredder guard  
Ⓢ Only approved for clearing saws with bike handle

Ⓢ Only approved with stop guard  
Ⓢ HP = High performance (20% more cutting performance)



FS 261 C-E	FS 361 C-EM	FS 461 C-EM	FS 561 C-EM
-	-	-	-
-	-	-	-
-	-	-	-
•	•	•	-
-	-	-	-
•	•	•	•
-	-	-	-
•	•	•	•
-	-	-	-
-	-	-	-
•	•	•	-
-	-	-	•
-	-	-	•
•	•	•	-
-	-	-	•
-	-	-	-
-	-	-	-
•	•	•	•
-	-	-	-
•	•	•	•
•	•	•	•



### GRASSCUT 250-32 UPGRADE KIT

For converting clearing saws that have a line mowing head to the GrassCut 250-32 low-spin grass-cutting blade, with all attachments and transport guard included.

**Comprises:**

- 1 × GrassCut 250-32 (25.4 mm connection diameter)
- 1 × metal tool transport guard
- 1 × rider plate
- 1 × thrust washer
- 1 × collar nut

For FSA 135, FSA 200, FSA 200 R, FS 91, FS 94, FS 111, FS 131 and FS-KM  
Order number **4001 007 1003**



### PROFESSIONAL TIP

Flying stones and gravel often create problems when mowing with clearing saws on traffic islands or in public parks and green spaces. STIHL has the answer: the low-throw 250-32 grass-cutting blade with KWF certificate reduces the safety distance from objects and vehicles to three metres. Thanks to the special tooth shape, the risk of particles flying around is reduced to a minimum. The result is greater safety, maximum working comfort and quicker results.

## ACCESSORIES AND CUTTING TOOLS

- Files and guards
- For a variety of applications and jobs



### SHARPENING TEMPLATES

For brush knives.



**Triple-bladed brush knife**

Order number **4020 890 5500**

### SAW SET

For chisel-tooth circular saw blades.



Order number **4020 893 5000**

### WEAR AND TEAR PROTECTION

Can be screwed onto main area of wear for a longer mowing head service life.



**For DuroCut 20-2**

Order number **4005 007 1002**



**For PolyCut 28-2 and 48-2**

Order number **4003 007 1001**

### HEAVY DUTY AUTOCUT SPOOL

Retrofittable spool featuring metal deflector in main area of wear, for a longer service life compared with standard spool insert for AutoCut 27-2 mowing heads.



**For AutoCut 27-2**

Order number **4002 710 4321**

Order number

Max. cutting circle diameter  
(line/metal) (mm)

FS 55, FS 56, FS 70

FS 91, FS 111, FS 131,  
FS 240 C-E, FSA 135,  
FS-KM

FS 94 RC-E, FS 94 C-E

FS 261 C-E, FS 361 C-EM,  
FS 461 C-EM, FS 461 C-EM

FS 561 C-EM

FSA 60 R, FSA 86 R

FSA 80, FSA 120

FSA 200 R, FSA 200

## GUARDS FOR METAL TOOLS



4144 710 8116

-/ 230

-

-

-

-

-

-

•

-

## GUARDS FOR LINE MOWING HEADS AND POLY CUT

4180 007 1030

350/-

-

•

-

-

-

-

-

-

4144 710 8127

380/-

-

-

-

-

-

•

-

-

4144 710 8117

420/-

•

-

-

-

-

-

-

•

FA03 710 8100

450/-

-

-

-

-

-

-

-

•

4863 710 8120

380/-

-

-

-

-

-

-

-

-

FA05 710 8100

350/-

-

-

-

-

-

•

-

-

4147 710 8112

520/-

-

-

-

•

-

-

-

-

4148 710 8104

560/-

-

-

-

-

•

-

-

-

## SHREDDER STARTER PACK (SHREDDER BLADE, SHREDDER GUARD AND FASTENING COMPONENTS)



4148 007 1012

-/ 320

-

-

-

-

•

-

-

-

GUARDS FOR CIRCULAR SAW BLADES (STOP GUARD AND GUARD FOR CIRCULAR SAW BLADES)<sup>Ⓞ</sup>

4180 710 8202

-/ 200

-

•

-

-

-

-

-

-

4117 710 8200

-/ 200

-

-

-

-

-

•

-

-

4148 710 8202

-/ 225

-

-

-

•

-

-

-

-

4148 710 8203

-/ 250

-

-

-

•

•

-

-

-





## EARTH AUGER, PARTS AND ACCESSORIES

- Versatile use e.g. in horticulture and landscaping, agriculture, in forests, or in construction
- Ideal for drilling holes in the ground for fence posts, seedlings, or trees, as well as for taking soil samples
- Various drill bits, shaft extensions, support cushions, and drill chucks are available as accessories



### BT 131

36.3 cm<sup>3</sup> • 1.4 kW / 1.9 hp • 10.0 kg<sup>Ⓞ</sup>

One-person earth auger with QuickStop drill brake. STIHL 4-MIX® engine with enlarged fuel tank, low-vibration handle frame, control handle with stop button, long-life air filter system, large support cushion. Attachment not included.

Order number **4313 011 2124**



PAGE **224**

**APPROPRIATE FUELS**

Ⓞ Weight excluding fuel and drilling tool





### SERVICE KIT 31

Tackle your own straightforward maintenance work with the Service Kit 31 for STIHL petrol-driven power tools: each kit contains a spark plug, fuel filter, and paper air filter. With proactive, regular standard maintenance, you can protect your power tool against dirt and damage while also increasing its service life. The only additional maintenance implement you need is the combination socket tool.

For **BT 131, FS 131, KM 131**  
 Order number **4180 007 4103**

**Order number**

Displacement (cm<sup>3</sup>)

Power output (kW / b hp)

Weight<sup>①</sup> (kg)

Sound pressure level<sup>②</sup> (dB(A))

Sound power level<sup>③</sup> (dB(A))

Vibration level, left / right<sup>④</sup> (m/s<sup>2</sup>)

STIHL engine (2-MIX / 4-MIX<sup>®</sup>)

Spindle speed (rpm)

Automatic decompression valve

Air filter with long service life

QuickStop drill brake

Start lock / reverse rotation lock

**EARTH AUGER<sup>®</sup>**

<b>BT 131<sup>®</sup></b>	<b>4313 011 2124</b>	36.3	1.4 / 1.9	10.0	92	100	1.7 / 2.0	4-MIX <sup>®</sup>	200	•	•	•	•
---------------------------	----------------------	------	-----------	------	----	-----	-----------	--------------------	-----	---	---	---	---

• Fitted as standard

① Weight excluding fuel and drilling tool  
 ② K-factor in accordance with Directive 2006 / 42 / EC = 2.0 dB(A)  
 ③ K-factor in accordance with Directive 2006 / 42 / EC = 2 m/s<sup>2</sup>

④ Drilling tool not included in delivery  
 ⑤ With large support cushion

Order number

Diameter (mm)

Length (mm)

Suitable for earth augers

Use

**ACCESSORIES FOR EARTH AUGERS****EARTH AUGER BIT**

<b>4404 680 2004</b>	40
<b>4404 680 2006</b>	60
<b>4404 680 2009</b>	90
<b>4404 680 2012</b>	120
<b>4404 680 2015</b>	150
<b>4404 680 2020</b>	200

695

BT 131

For all ground types.

**PLANT SPIRAL EARTH AUGER BIT****4311 680 2515**

150

525

BT 131

Special auger bit for drilling bore holes for plants, cylindrical shape.

**SOIL LOOSENER EARTH AUGER BIT****4404 680 1900**

260

660

BT 131

Special auger bit for loosening soil and planting.

**SHAFT EXTENSIONS****4311 680 2350**

-

450

BT 131

For extending the earth auger bit in deep bore holes.

**SUPPORT CUSHION****4313 748 2501**

-

-

BT 131

As a replacement for the existing support cushion.

**DRILL CHUCK****4311 680 4010**

-

-

BT 131

For twist drills up to Ø 13 mm. For use with drills with cylindrical connectors.



## HAND-HELD DRILLS, PARTS AND ACCESSORIES

- For joiners, workmen, municipal workers, gardeners and landscapers
- For drilling wood, erecting fences and benches, and restoring timber structures
- For digging planting holes in garden design, from flowers to perennial plants
- Comprehensive range of practical accessories



### BT 45 PETROL DRILL/AUGER

27.2 cm<sup>3</sup> · 0.8 kW / 1.1 hp · 4.8 kg<sup>Ⓞ</sup>

Hand-held drill with powerful petrol engine for drilling wood. Standard with two-speed gearbox, reverse gear for releasing jammed drills and neutral position. Available with quick-release chuck with a chuck width of 13 mm. Unit is supplied without drill attachment.



Order number **4314 200 0025**

### WATER ATTACHMENT ADAPTORS

1 / 4"

Order number  
**4314 682 3904**



5 / 8"

Order number  
**4314 682 3903**



### SUBPARTS



For drilling wood

**For drilling planting holes**

Order number  
**4314 007 1001**

**For drilling wood without tools  
(not pictured)**

Order number  
**4314 007 1000**

**For drilling wood with key  
(not pictured).**

Order number  
**4314 007 1004**



PAGE **253**

### DYNAMIC DURO

These protective gloves made entirely from cowhide leather are comfortable and pleasant to wear, as well as being extremely durable and offering protection in accordance with EN 388.



<sup>Ⓞ</sup> Weight excluding fuel, fully assembled

### WATER ATTACHMENT SET

To adapt the hand-held drill for core drilling with water. Includes holder, hose connection with ball valve and coupling for core drill bit with 1/2" attachment up to 150 mm in diameter. For BT 45.



Order number **4314 007 1005**

### HARNESS

Enables easy transportation of the tool. For BT 45.



Order number **4314 710 9000**

### DRILL CHUCK WITH KEY

Chuck width 13 mm

Order number **4314 710 6500**



### STRAP

Ideal for supporting the machine hands-free. For BT 45.



Order number **4314 710 6500**

### WOOD DRILL BITS

Hardened and laterally ground with spiral and spurs. With six-socket connector.

Length 320 mm

Ø 13 mm

Order number **4314 682 5013**

Length 460 mm

Ø 19 mm

Order number **4314 682 5019**

Ø 22 mm

Order number **4314 682 5022**

Ø 25 mm

Order number **4314 682 5025**

### PLANTING AUGER BITS

Interchangeable head and M14 connection thread.

Length 590 mm

Ø 3" (76 mm)

Order number **4314 680 1903**

Ø 4" (102 mm)

Order number **4314 007 1004**

Ø 5" (127 mm)

Order number **4314 680 1905**



Order number

Displacement (cm<sup>3</sup>)

Power output (kW/hp)

Weight (kg)<sup>①</sup>

Sound pressure level<sup>②</sup> (dB(A))

Sound power level<sup>③</sup> (dB(A))

Vibration level, left/right<sup>④</sup> (m/s<sup>2</sup>)

Spindle speed, lowest gear (rpm)

Spindle speed second gear (rpm)

Spindle speed, reverse gear (rpm)

HAND-HELD DRILLS <sup>①</sup>										
BT 45 For drilling wood	4314 200 0025	27.2	0.8/1.1	4.8	98	103	7.2/6.1	910	2,710	810

① Weight excluding fuel, fully assembled  
 ② K-factor according to Directive 2006/42/EC = 2.0 dB(A)  
 ③ K-factor according to Directive 2006/42/EC = 2 m/s<sup>2</sup>  
 ④ Drilling tool not included in delivery





# MISTBLOWERS, PARTS AND ACCESSORIES

- For use in orchards, vegetable cultivation and vineyards
- For spreading liquids, granules and seeds
- Ergonomic and less tiring
- Perfect for use on tall-growing plants



## SR 450

63.3 cm<sup>3</sup> • 14.0 l • 12.8 kg<sup>Ⓞ</sup>

Powerful Mistblower for high horizontal range. With simple starting technology, comfortable shoulder straps and single-hand controls. Fitted with a 2-in1 conversion mechanism for dusting and spraying granules. Easy and precise dust metering.

Order number **4244 011 2602**



PAGE **224**



## APPROPRIATE FUELS

Ⓞ Weight when empty





### SERVICE KIT 38

Tackle your own straightforward maintenance work with the Service Kit 38 for STIHL petrol-driven blowers and mistblowers: each kit contains a spark plug, fuel filter, and paper air filter. With proactive, regular standard maintenance, you can protect your power tool against dirt and damage while also increasing its service life. The only additional maintenance item you need is the combination socket tool supplied with your STIHL power tool.

**For BR 350, BR 450 and SR 450**  
 Order number **4244 007 1800**

### PRESSURE PUMP ATTACHMENT SET

Increases the application rate while spraying upwards. Ideal for efficiently spraying medium to tall trees. Mixes the liquid in the tank.



**For SR 450**  
 Order number **4244 007 1004**

### ULV NOZZLE SET

For spreading small amounts of liquid.



**For SR 450**  
 Order number **4244 007 1022**



## HIP BELT

Distributes the weight across the hips and shoulders and therefore ensures heightened user-comfort. For SR 450.



Order number **4203 710 9102**

**Order number**

Displacement (cm <sup>3</sup> )	63.3
Container capacity (l)	14.0
Weight <sup>①</sup> (kg)	12.8
Sound pressure level <sup>②</sup> (dB(A))	101
Sound power level <sup>③</sup> (dB(A))	110
Vibration level <sup>④</sup> (m/s <sup>2</sup> )	1.9
STIHL engine (2-MIX / 4-MIX <sup>®</sup> )	2-MIX
Maximum air throughput <sup>⑤</sup> (m <sup>3</sup> /h)	1,300
Max. horizontal range (m)	14.5
STIHL anti-vibration system	•
STIHL ElastoStart	•
Long-life air filter system	•
Dusting function	•
One-handed multi-function handle	•

**MISTBLOWERS<sup>®</sup>**

<b>SR 450</b>	<b>4244 011 2602</b>	63.3	14.0	12.8	101	110	1.9	2-MIX	1,300	14.5	•	•	•	•	•
---------------	----------------------	------	------	------	-----	-----	-----	-------	-------	------	---	---	---	---	---



### PROFESSIONAL TIP

The sprayer is ideal for treating field crops such as young plants and seedlings, vegetables and ornamental plants, low shrubs and small trees. It enables precise distribution of the liquid and ensures that neighbouring plants are not affected. Vertical crops such as high vegetables, grape vines, shrubs and trees are treated using a mistblower. The petrol engine turns the blower wheel and generates a flow of air that blows the leaves around. The liquid is dispensed in the air flow. In this way, the agent also affixes itself to the undersides of the leaves.

• Fitted as standard

① Weight excluding fuel, fully assembled

② K-factor in accordance with Directive 2006/42/EC = 2.0 dB(A)

③ K-factor in accordance with Directive 2006/42/EC = 2 m/s<sup>2</sup>

④ Without blowing system

⑤ All local regulations must be followed when using mistblowers



## SPRAYERS AND ACCESSORIES

- Manual sprayers for use around the home and garden, and on medium-sized cultivation areas
- For treating individual plants and precisely distributing liquid pesticides and fertilisers
- Perfect for use in fields and wide spaces



### SG 11

1.5 l • 0.46 kg<sup>Ⓞ</sup>

Ergonomic hand sprayer for distributing liquid pesticides. Smooth-running pump for comfortable work. With hollow cone nozzle as standard.

Order number **4255 019 4912**



### SG 21

3.0 l • 1.2 kg<sup>Ⓞ</sup>

Hand-held sprayer, particularly easy to manoeuvre, for use on balconies and in gardens. Comfortable transport thanks to harness. With hollow cone nozzle as standard.

Order number **4255 019 4921**



### SG 31

5.0 l • 1.8 kg<sup>Ⓞ</sup>

Manual sprayer for occasional users. Easy handling due to large filler opening, ergonomic shut-off valve and telescopic tube. With hollow cone and fan jet nozzle as standard.

Order number **4255 019 4930**

<sup>Ⓞ</sup> Weight when empty

**SG 51**12.0 l • 4.5 kg<sup>Ⓢ</sup>

Backpack sprayer for occasional and professional users. Increased user comfort with option to mount pump lever on either side, as well as width and length adjustment. Robust design for long service life, even when used professionally.

Order number **4255 019 4950****SG 71**18.0 l • 4.8 kg<sup>Ⓢ</sup>

Backpack sprayer for professional users. Increased user comfort with option to mount pump lever on either side, as well as width and length adjustment. High-quality straps and moulded back panel make it very comfortable to wear. Ergonomic shut-off valve with pressure gauge.

Order number **4255 019 4970**
























	Order number	Rated voltage (V)	Container capacity (l)	Weight (kg)	Sound pressure level <sup>①</sup> (dB(A))	Sound power level <sup>②</sup> (dB(A))	Vibration level, right <sup>③</sup> (m/s <sup>2</sup> )	STIHL battery power system	Pressure gauge
<b>MANUAL SPRAYERS<sup>®</sup></b>									
<b>SG 11</b>	4255 019 4912	-	1.5	0.46 <sup>①</sup>	-	-	-	-	-
<b>SG 21</b>	4255 019 4921	-	3.0	1.2 <sup>①</sup>	-	-	-	-	-
<b>SG 31</b>	4255 019 4930	-	5.0	1.8 <sup>①</sup>	-	-	-	-	-
<b>SG 51</b>	4255 019 4950	-	12.0	4.5 <sup>①</sup>	-	-	-	-	●
<b>SG 71</b>	4255 019 4970	-	18.0	4.8 <sup>①</sup>	-	-	-	-	●
<b>BATTERY SPRAYER<sup>®</sup></b>									
<b>SGA 85</b>	4854 011 6100	36	17.0	6.2 <sup>①</sup>	66.0	77.0	0.9	AP-System	●

● Fitted as standard

① Weight when empty  
 ② Weight excluding battery and contents  
 ③ K-factor in accordance with Directive 2006 / 42 / EC = 2.0 dB(A)  
 ④ K-factor in accordance with Directive 2006 / 42 / EC = 2.0 m/s<sup>2</sup>

© All local regulations must be followed when using sprayers

	Order number	Suitable for sprayers	Spraying angle / spray pattern	Material	Optimal spraying pressure (bars)	Use
<b>ACCESSORIES FOR SPRAYERS</b>						
	<b>TELESCOPIC TUBES</b>					
	4255 500 0900	SG 51, SG 71, SGA 85 (length 52 - 90 cm)	-	plastic	-	Can be continuously extended to increase the spray range to up to 90 cm.
	4255 500 0303	SG 31, SG 51, SG 71, SGA 85 (length 159 - 300 cm)	-	brass	-	Can be continuously extended to increase the spray range to up to 300 cm.
	<b>SPRAY GUARD</b>					
	4255 500 5800	SG 21, SG 31, SG 51, SG 71, SGA 85	 80°	plastic	-	Minimises the wind contact area and therefore reduces spray drift. Prevents the spray from coming into contact with nearby plants.
	<b>DUAL NOZZLE</b>					
	4255 500 8500	SG 21, SG 31, SG 51, SG 71, SGA 85	 85°	plastic	2.0	Ideal for treating large surfaces or two flower beds at the same time, nozzle direction can be individually adjusted.
	<b>PRESSURE VALVES</b>					
	4247 500 7400	SG 31, SG 51, SG 71 (colour: yellow)	-		1.0	Keeps the pressure constant (depending on version) within a margin of ±10%. The constant pressure reduces fluctuations in the application rate, meaning you can work more effectively.
	4247 500 7401	SG 31, SG 51, SG 71 (colour: red)	-	plastic	1.5	
4255 500 7402	SG 31, SG 51, SG 71 (colour: blue)	-		2.0		
	<b>NOZZLE SET</b>					
	4255 007 1000	SG 11, SG 21, SG 31, SG 51, SG 71, SGA 85	 80°  85°	plastic	-	Includes two fan jet nozzles for treating large areas and two hollow cone nozzles for spraying individual plants. (A nozzle holder is required for mounting onto SG 11, SG 21, SG 51, SG 71 and SGA 85)
	<b>WIDE BRASS SPRAY BARS</b>					
	4255 500 9702	SG 51, SG 71, SGA 85 (length 100 cm)	 80°	brass	2.0	Wide spray bars with three fan jet nozzles for spreading pesticides over large areas. Get your work done more quickly with a larger working width.
	<b>FAN JET NOZZLE 80-04</b>					
	4255 502 1700	SG 21, SG 31, SG 51, SG 71, SGA 85	 80°	brass	2.0	Fan jet nozzle with large calibre for application across a large area. Highly suitable for coarse-droplet weed killing. (A nozzle holder is required for mounting onto SG 21, SG 51, SG 71 and SGA 85.)
	<b>FINE FILTER 100 µm FOR SHUT-OFF VALVE</b>					
	4255 502 0701	SG 31, SG 51, SG 71, SGA 85	-	plastic	-	Fine filter for the shut-off valve. Low throughput prevents blocking of nozzles.
	<b>ADJUSTABLE NOZZLE</b>					
	4255 700 6302	SG 21, SG 31, SG 51, SG 71, SGA 85	 0-90°	brass	2.0	With the adjustable brass nozzle, the spray pattern can be adjusted from hollow cone to full jet. For an optimal spray result even under varying conditions or in different applications.
	<b>FAN JET NOZZLE 65-0025</b>					
	4255 502 1701	SG 21, SG 31, SG 51, SG 71, SGA 85	 75°	brass	2.0	Fan jet nozzle with small calibre and low throughput for very fine and targeted spray distribution. (A nozzle holder is required for mounting onto SG 21, SG 51, SG 71 and SGA 85)
	<b>HOLLOW CONE NOZZLE 2.5 mm</b>					
	4255 700 6303	SG 21, SG 31, SG 51, SG 71, SGA 85	 65°	brass	2.0	Special nozzle with large calibre for high throughput amounts.
	<b>NOZZLE HOLDER</b>					
	4255 500 2800	SG 21, SG 51, SG 71, SGA 85	-	plastic	-	Necessary for mounting the fan jet nozzle, full cone nozzle or nozzle set on the power tool.





# CLEANING AND TIDYING

---



BLOWERS



VACUUM SHREDDER



SWEEPING MACHINES



HIGH-PRESSURE CLEANER



WET/DRY VACUUMS



GARDEN SHREDDERS

## PETROL BLOWERS

- For use in residential areas by building maintenance services, landscape gardening companies, public authorities
- Hand-held and backpack version
- Powerful and efficient
- Very comfortable to use



### BG 56

27.2 cm<sup>3</sup>Ⓢ · 4.4 kgⓈ

Quickly clears leaves and grass cuttings. Round nozzle, stop button and HD2 Air Filter as standard. For more information on features and specifications turn to page 188.

Order number **4241 011 1761**



### BG 86

27.2 cm<sup>3</sup>Ⓢ · 4.4 kgⓈ

Suitable for clearing large areas of leaves and grass, as well as for work in very dusty areas. Round nozzle, flat nozzle, STIHL anti-vibration system, STIHL ElastoStart, locking throttle lever with stop button and HD2 Air Filter as standard. For more information on features and specifications turn to page 188.

Order number **4241 011 1762**



### BG 86 C-E

27.2 cm<sup>3</sup> · 4.5 kgⓈ

Equipped with Easy2Start for effortless starting. Suitable for clearing large areas of leaves and grass, and for work in very dusty areas thanks to the new HD2 filter. Round nozzle, flat nozzle, STIHL anti-vibration system, locking throttle lever with stop button. For more information on features and specifications turn to page 188.

Order number **4241 011 1770**

C = Comfort version  
E = STIHL Easy2Start

Ⓢ Power given in Newton (N) for comparison of blower outputs

Ⓢ Weight excluding fuel, fully assembled



**WHILE STOCKS LAST**  
**BR 350**

63.3 cm<sup>3</sup>① • 10.1 kg ②

Reliable entry-level tool for professionals. STIHL anti-vibration system, straightforward start logic, locking throttle lever with stop button, carry handle. For more information on features and specifications turn to page 188.

Order number **4244 011 1607**



**BR 700**

64.8 cm<sup>3</sup>① • 10.9 kg ②

Extremely high-performance blower with exceptional blowing power. Tool-free adjustment of the handle position and infinitely variable adjustment of the blower tube. Soft handle. STIHL anti-vibration system, STIHL 4-MIX® engine. Ergonomically shaped, wide shoulder straps, hip belt, locking throttle lever with stop button, carry handle. The optional bike handle is recommended when working with curved nozzles for long periods.

Order number **4282 011 1642**



**BR 450**

63.3 cm<sup>3</sup>① • 10.6 kg ②

Powerful blower with adjustable blower tube and tool-free handle position adjustment. Perfect for conveniently removing lawn and hedge trimming, leaves or debris on large areas. Soft grip, STIHL anti-vibration system, wide shoulder straps, STIHL ElastoStart, 2-MIX engine, easy start logic, infinitely adjustable throttle with stop button and carrying handle.

Order number **4244 011 1606**



**BR 800 C-E**

79.9 cm<sup>3</sup>① • 11.7 kg ②

The most powerful STIHL blower. Practical side start for convenient restart while wearing on the back. Tool-free adjustment of the handle position and infinitely variable adjustment of the blower tube. Soft handle, STIHL anti-vibration system, ergonomically shaped, wide shoulder straps, hip belt, chest belt, STIHL 4-MIX® engine, simple start logic, infinitely variable locking throttle lever with stop button, carry handle.

Order number **4283 011 1602**

START THE TOOL WITH THE PUSH OF A BUTTON



**BR 450 C-EF**

63.3 cm<sup>3</sup>① • 11.5 kg ②

Very powerful blower with STIHL ElectroStart for convenient restart while wearing on the back. Additional pull starter with STIHL Easy2Start for starting at temperatures below 0°C. Softgrip handle, STIHL anti-vibration system, wide shoulder straps, straightforward start logic, locking throttle lever with stop button, infinitely variable blower tube adjustment, tool-free handle position adjustment.

Order number **4244 011 1605**

C = Comfort version  
E = STIHL Easy2Start  
F = STIHL Electrostart

① Power given in Newton (N) for comparison of blower outputs  
② Weight excluding fuel, fully assembled



PAGE **224**

**APPROPRIATE FUELS**



# ELECTRIC BLOWERS

- For domestic use around the home
- Ideal for frequent use on private grounds
- Comfortably quiet operation
- High blowing power



## BGE 61

240V • 1.1 kW • 9 N<sup>①</sup> • 3.0 kg<sup>②</sup>

For cleaning small to medium outdoor spaces around the home. Flat nozzle, cable strain relief. For more information on features and specifications turn to page 188.

Order number **4811 011 1514**



## BGE 81

240V • 1.4 kW • 12 N<sup>①</sup> • 3.3 kg<sup>②</sup>

For cleaning large outdoor domestic spaces. Flat nozzle, soft handle, infinitely variable speed control, lock button to lock air stream, cable strain relief, can also be used as a vacuum shredder with the retrofittable vacuum attachment. For more information on features and specifications turn to page 188.

Order number **4811 011 1550**



## PROFESSIONAL TIP

Your electric blower can easily be used as a vacuum shredder that shreds the vacuumed leaves straight away before they're put into the collection bag. The shredded leaves can then ideally be used for mulching. To do this you simply need the attachment set for electric blowers, which you can find on the right.

① Power given in Newton (N) for comparison of blower outputs

② Weight excluding cable

# BLOWER ACCESSORIES AND PARTS

- For performing straightforward standard maintenance tasks
- For extending the range of possible applications
- For increasing comfort as you work



## SERVICE KITS

Tackle your own straightforward maintenance work with the Service Kits for STIHL petrol-driven blowers and mistblowers as well as vacuum shredders: each kit contains a spark plug, fuel filter, and air filter. With proactive, regular standard maintenance, you can protect your power tool against dirt and damage while also increasing its service life. The only additional maintenance item you need is the combination socket tool.

**Service Kit 37** for BG 56 and BG 86  
Order number **4241 007 4101**

**Service Kit 40** for BR 800  
Order number **4283 007 4101**

## VACUUM ATTACHMENTS

For converting the electric blower into an electric vacuum shredder.



**For BG 56, BG 86, SH 56 and SH 86**  
Order number **4241 700 2200**

For converting the blower into an electric vacuum shredder.



**For BGE 81**  
Order number **4811 700 2201**



## PROFESSIONAL TIP

For an even finer shredding result, we recommend also installing the optional metal shredder blade as well as the vacuum attachment.





## HIP BELT KIT SYSTEM FOR THE BGA 200

The comfort carrying system enables the BGA 200 to be used in different ways – either hand-held or hooked into a slot on the side of the user's body. These two modes can be switched between easily and incredibly rapidly, making your work so much easier – particularly during longer periods of use. The comfort carrying system can only be used in combination with a carrying system for AR backpack batteries. It cannot be used with the battery belt or the AP carrying system. AR batteries and the AR carrying system are not included in delivery.

For BGA 200

Order number **BA01 490 0400**

## HIP BELTS

Distributes the weight across the hips and shoulders and therefore ensures heightened user-comfort.



For BR 350 and BR 450

Order number **4203 710 9102**

For BR 500, BR 600 and BR 700

Order number **4282 710 9101**

## CHEST BELT

Ensures the shoulder straps are securely positioned.



For BR 350, BR 450,  
BR 700 and BGA 300

Order number **0000 790 7700**

## HIP PAD KIT

Support cushion with harness adapter for securing the support cushion to the battery belt with harness, on the AP or AR L carrying system.



For BGA 100, KMA 135 R, FSA 135 and FSA 135 R

Order number **0000 007 1045**



## CARRY BAG

Lightweight, durable bag for transport and storage of all STIHL KombiEngines with a loop handle, and the FS-KM or HL-KM KombiTools. Also ideal for the KMA 80 R, KMA 135 R, HSA 50, HSA 60, HSA 100, HLA 56, BGA 57, BGA 60, BGA 86 and BGA 100 battery power tools, each with one battery and charger. The contents shown are not included with the bag.

Order number **0000 881 0507**

## GUTTER-CLEANING SET

For clearing dirt and leaves.  
Approx. 3 m long blower tube.



For BG 56, BG 86 and BGE 81

Order number **4241 007 1003**

## BIKE HANDLE

To be used with curved nozzle when fitted to BR 350-800 and BGA 300



For BR 350, BR 450, BR 700, BR 800 and BGA 300

Order number **4282 790 1700**







Order number

Shape





Suitable for blower

Use

**FLAT NOZZLES**

	<b>4866 701 8301</b>	straight	BGA 57, BGA 86, BGA 100	Makes heavy or wet blowable materials easier to remove thanks to the high air speed.
	<b>4241 708 6302</b>	curved	BG 56, BG 86, BGE 81, and SHA 56	
	<b>4282 708 6340</b>	curved	BR 500, BR 550 and BR 600	
	<b>4282 708 6304</b>	curved	BR 700, BR 800, BGA 300	

**ROUND NOZZLES**

	<b>4282 708 6360</b>	straight	BR 550	For effortless operation due to straight nozzle shape.
	<b>4244 708 6301</b>	straight	BR 450, BGA 300	
	<b>4282 708 6350</b>	straight	BGA 250, BR 600	
	<b>4282 708 6302</b>	straight	BR 700	
	<b>4282 708 6303</b>	curved	BR 700, BR 800	

For extending the blower tube of the BR 800 compared to the standard straight nozzle. We recommend using the tool with the bike handle 4282 790 1700 for effortless work.



Order number	Displacement (cm <sup>3</sup> )	Rated voltage (V)	Power consumption (kW)	Weight (kg)	Blowing force <sup>①</sup> (N)	Max. air speed (m/s) with round nozzle / flat nozzle	Air throughput (m <sup>3</sup> /h) with round nozzle / flat nozzle	Sound pressure level <sup>②</sup> (dB(A))	Sound power level <sup>③</sup> (dB(A))	Vibration level, right <sup>③</sup> (m/s <sup>2</sup> )	
<b>PETROL BLOWERS</b>											
<b>BG 56</b>	4241 011 1761	27.2	-	-	4.1 <sup>②</sup>	13	71/-	700/-	90	104	8.0
<b>BG 86</b>	4241 011 1762	27.2	-	-	4.4 <sup>②</sup>	15	76/89	755/620	90	104	2.5
<b>BG 86 C-E</b>	4241 011 1770	27.2	-	-	4.5 <sup>②</sup>	15	76/89	755/620	90	104	2.5
<b>BR 350</b>	4244 011 1607	63.3	-	-	10.1 <sup>②</sup>	17	90/-	740/-	98	106	3.9
<b>BR 450</b>	4244 011 1606	63.3	-	-	10.6 <sup>②</sup>	28	99/-	1,090/-	102	109	2.5
<b>BR 450 C-EF</b>	4244 011 1605	63.3	-	-	11.5 <sup>②</sup>	28	99/-	1,090/-	102	109	2.5
<b>BR 700</b>	4282 011 1642	64.8	-	-	10.9 <sup>②</sup>	35	88/-	1,550/-	101	109	2.5
<b>BR 800 C-E</b>	4283 011 1602	79.9	-	-	11.7 <sup>②</sup>	41	97/-	1,700/-	104	112	3.5
<b>BATTERY BLOWERS</b>											
<b>BGA 30 - COMING Q1</b>	BA06 011 5900	-	10.8	-	1.5 <sup>②</sup>	5	43/40	430/425	75	86	0.5
<b>BGA 30 - COMING Q1</b> with 2x AS 2 + AL 1	BA06 011 5916	-	10.8	-	1.7 <sup>②</sup>	5	43/40	430/425	75	86	0.5
<b>BGA 45</b>	4513 011 5904	-	18	-	2.2 <sup>②</sup>	5	44/-	420/-	76	87	3.2
<b>BGA 57</b>	4523 011 5960	-	36	-	2.3 <sup>②</sup>	9	55/60	620/560	79	90	0.6
<b>BGA 57 SET</b> with AK 20 + AL 101	4523 011 5974	-	36	-	3.5 <sup>②</sup>	9	55/60	620/560	79	90	0.6
<b>BGA 60</b>	BA04 011 5900	-	36	-	2.3 <sup>②</sup>	15 <sup>②</sup>	69 <sup>②</sup> /-	780 <sup>②</sup> /-	76	89	1.2
<b>BGA 60 SET</b> with AK 30 + AL 101	BA04 011 5944	-	36	-	3.5 <sup>②</sup>	15 <sup>②</sup>	69 <sup>②</sup> /-	780 <sup>②</sup> /-	76	89	1.2
<b>BGA 86</b>	BA02 011 5900	-	36	-	2.8 <sup>②</sup>	15	69/76	780/710	79	90	0.5
<b>BGA 100</b>	4866 011 5900	-	36	-	2.5 <sup>②</sup>	17 <sup>②</sup>	75 <sup>②</sup> /81	840 <sup>②</sup> /760	80	90	0.9
<b>BGA 200</b>	BA01 011 5900	-	36	-	3.2 <sup>②</sup>	21 <sup>②</sup>	84 <sup>②</sup> /-	940 <sup>②</sup> /-	80	91	0.7
<b>BGA 250 - COMING Q1</b>	BA06 011 5900	-	36	-	2.7 <sup>②</sup>	26 <sup>②</sup>	85 <sup>②</sup> /-	1,040 <sup>②</sup> /-	84	92	0.9
<b>BGA 300</b>	BA03 011 5900	-	36	-	7.4 <sup>②</sup>	26 <sup>②</sup>	86 <sup>②</sup> /-	970 <sup>②</sup> /-	84	94	0.2
<b>ELECTRIC BLOWERS</b>											
<b>BGE 61</b>	4811 011 1514	-	240	1.1	3.0 <sup>②</sup>	9	-/70	-/485	85	100	1.0
<b>BGE 81</b>	4811 011 1550	-	240	1.4	3.3 <sup>②</sup>	12	-/82	-/565	89	103	4.1

- Fitted as standard
- Retrofittable (accessory)

C = Comfort version  
E = STIHL Easy2Start  
F = STIHL Electrostart

- ① Power given in Newton (N) for comparison of blower outputs
- ② K-factor in accordance with Directive 2006/42/EC = 2.0 dB(A)
- ③ K-factor in accordance with Directive 2006/42/EC = 2 m/s<sup>2</sup>

STIHL engine  
(2-MIX / 4-MIX®) /  
STIHL battery system

Round nozzle / flat nozzle

STIHL anti-vibration system

STIHL ElastoStart / Easy2Start

STIHL side start

STIHL ElectroStart

Chest belt / hip belt

Vacuum attachment

STIHL Smart Connector 2 A

2-MIX	●/○	-	○/-	-	-	-/-	○	-
2-MIX	●/●	●	●/-	-	-	-/-	○	-
2-MIX	●/●	●	-/●	-	-	-/-	○	-
2-MIX	●/○	●	-/-	-	-	○/○	-	-
2-MIX	●/-	●	-/●	-	-	○/○	-	-
2-MIX	●/-	●	●/-	-	●	○/○	-	-
4-MIX®	●/○	●	-/-	-	-	○/●	-	-
4-MIX®	●/-	●	-/●	●	-	●/●	-	-
AS-System	●/●	-	-/-	-	-	-/-	-	-
AS-System	●/●	-	-/-	-	-	-/-	-	-
Al-Line	●/-	-	-/-	-	-	-/-	-	-
AK-System	●/○	-	-/-	-	-	-/-	-	-
AK-System	●/○	-	-/-	-	-	-/-	-	-
AK-System	●/-	-	-/-	-	-	-/-	-	-
AK-System	●/-	-	-/-	-	-	-/-	-	-
AP-System	●/○	-	-/-	-	-	-/-	-	-
AP-System	●/○	-	-/-	-	-	-/-	-	-
AP-System	●/-	-	-/-	-	-	-/-	-	-
AP-System	●/-	-	-/-	-	-	-/-	-	-
AP-System	●/○	-	-/-	-	-	○/●	-	○
-	-/●	-	-/-	-	-	-/-	○	-
-	-/●	-	-/-	-	-	-/-	○	-

⊙ Weight excluding fuel, fully assembled  
 ⊙ Weight including battery  
 ⊙ Weight excluding battery  
 ⊙ Weight including battery, excluding charger

⊙ Weight excluding cable  
 ⊙ In boost



## VACUUM SHREDDERS, ACCESSORIES AND PARTS

- For a wide range of shredding and blowing work e.g. removing and shredding leaves and cuttings
- For use in residential areas as well as by groundskeeping and cleaning operations
- All vacuum shredders can also be used as blowers



### SH 56

27.2 cm<sup>3</sup> • 5.2 kg<sup>Ⓞ</sup>

Ideal for cleaning medium-sized areas. Infinitely variable speed control, round nozzle.

Order number **4241 011 0937**



### SH 86 C-E

27.2 cm<sup>3</sup> • 5.6 kg<sup>Ⓞ</sup>

Ideal for cleaning large areas. Infinitely variable speed control, round nozzle, flat nozzle, lock button, STIHL ElastoStart, STIHL anti-vibration system, HD2 filter.

Order number **4241 011 0941**



### SHE 81

240V • 1.4 kW • 4.5 kg<sup>Ⓞ</sup>

For large areas and outdoor domestic spaces. Infinitely variable speed control, locking throttle, rubberised handle, flat nozzle, blower function.

Order number **4811 011 0838**

C = Comfort version  
E = STIHL Easy2Start

Ⓞ Weight excluding fuel, fully assembled



### FINE DUST-REDUCING COLLECTION BAG

45 L. For particularly dusty jobs.



For SH 56, SH 86, SHA 56 and SHE 81  
Order number 4229 708 9701

### CURVED FLAT NOZZLE

Thanks to the wide airstream directed parallel to the ground, the curved flat nozzle can be used to effectively remove leaves or grass cuttings on larger flat areas.



For SH 56, SH 86, SHA 56 and SHE 81  
Order number 4241 708 6302

### COLLECTION BAG ATTACHMENT SET

45 L. Reduces tool weight for fatigue-free working. Attachment set including collection bag, elbow and adapter. Tool-free mounting possible.



For SHA 56  
Order number SA02 007 1000

### GUTTER-CLEANING SET

For clearing dirt and leaves. Approx. 3 m long blower tube.



For SH 56, SH 86 and SHE 81  
Order number 4241 007 1003

	Order number	Displacement (cm <sup>3</sup> )	Rated voltage (V)	Power consumption (kW)	Weight (kg), including accessories	Sound pressure level <sup>①</sup> (dB(A))	Sound power level <sup>②</sup> (dB(A))	Vibration level, left/ right <sup>③</sup> (m/s <sup>2</sup> )	STIHL engine (2-MIX / 4-MIX <sup>®</sup> ) / STIHL battery system	Air throughput (m <sup>3</sup> /h) in vacuum mode	
<b>PETROL VACUUM SHREDDERS</b>											
SH 56 C-E	4241 011 0937	27.2	-	-	5.4 <sup>④</sup>	94	105	9.1/8.0	2-MIX	710	
SH 86 C-E	4241 011 0941	27.2	-	-	5.8 <sup>④</sup>	93	106	2.5/1.9	2-MIX	770	
<b>BATTERY VACUUM SHREDDER</b>											
SHA 56	SA02 011 7100	-	in vacuum mode	36	-	4.2 <sup>④</sup>	83	96	0.8/0.8	AK-System	510
			in blower mode			3.2 <sup>④</sup>	81	96	1.1 <sup>⑤</sup> /-		-
<b>ELECTRIC VACUUM SHREDDERS</b>											
SHE 81	4811 011 0838	-	240	1.4	4.5 <sup>④</sup>	88	103	5.6/2.6	-	610	

● Fitted as standard      C = Comfort version      ① K-factor in accordance with Directive 2006 / 42 / EC = 2.0 dB(A)  
 ○ Retrofittable (accessory)      E = STIHL Easy2Start      ② K-factor in accordance with Directive 2006 / 42 / EC = 2 m/s<sup>2</sup>  
 ③ Power given in Newton (N) for comparison of blower outputs  
 ④ Weight excluding fuel, fully assembled  
 ⑤ Weight excluding battery  
 ⑥ Weight including battery, excluding charger



# SWEEPING MACHINES

- For domestic use as well as professional applications
- For cleaning paths, car parks and driveways
- Sweeps coarse, fine, heavy and wet debris
- With the efficient STIHL MultiClean Plus sweeping system



## KG 770

Container capacity 40 l • Sweep width 77 cm • 15.0 kg

For low-dust sweeping of large areas both indoors and outdoors. STIHL MultiClean PLUS sweeping system, 7-level central height adjustment, low-dust sweeping process, bristle hold-down clamp, ergonomically shaped 2-level height-adjustable push bar, comfortable handle, side-mounted guide rollers, transport handle, can be stored upright to save space.

Order number **4860 019 4706**

**Order number**

Container capacity (l)

Sweep width (cm)

Rated voltage (V)

Weight (kg)

Sound pressure level<sup>①</sup> (dB(A))

Sound power level<sup>②</sup> (dB(A))

For areas up to... (m<sup>2</sup>)

Sweeping concept

Central height adjustment

Protective cover for the long-life transmission

All-around sealing + air filter

Bristle hold-down clamp

Ergonomically designed push bar

Battery operation (for circular brushes / power sweep)

Indoor areas: Interlocking paving stones / sealed floors

Outside areas: Asphalt / exposed aggregate concrete / interlocking paving stones / cobblestones

SWEEPING MACHINES																	
<b>KG 770</b>	<b>4860 019 4706</b>	40	77	-	15.0	-	-	1,500	MultiClean PLUS	•	•	•	•	•	-/-	•/•	•/•/•/•
BATTERY SWEEPING MACHINE																	
<b>KGA 770</b>	<b>4860 011 4704</b>	40	77	36	17.0 <sup>①</sup>	64	80	2,000	MultiClean PLUS	•	•	•	•	•	•/•	•/•	•/•/•/•

• Fitted as standard

① Weight without battery

② K-factor in accordance with Directive 2006 / 42 / EC = 2.0 dB(A)



## COMPACT HIGH-PRESSURE CLEANERS

- For cleaning jobs around the home and garden, and for private car cleaning<sup>①</sup>
- For cleaning garden furniture, stairwells, walkways and terraces
- Compact, convenient, powerful tools
- With clever details and high-quality features



### RE 90

Max. 1,885 psi • max. 7.3 l/min • 8.0 kg

Lightweight, convenient high-pressure cleaner with hard-wearing aluminium high-pressure pump, rotary nozzle, adjustable fan jet nozzle, cleaning agent spray set. Park position for resting the lance during breaks and space-saving, secure storage of accessories directly on the unit. Quick-release coupling for easy connection of high-pressure hose to high-pressure cleaner and lance. For more information on features and specifications turn to page 206.

Order number **RE02 011 4520**



### RE 90 PLUS

Max. 130 bar • max. 440 l/h • 9.0 kg

Lightweight, convenient high-pressure cleaner with hard-wearing aluminium high-pressure pump, rotary nozzle, adjustable fan jet nozzle, cleaning agent spray set. Park position for resting the lance during breaks and space-saving, secure storage of accessories directly on the unit. Quick-release coupling for easy connection of high-pressure hose to high-pressure cleaner and lance. With hose reel (PLUS) for particularly easy handling and storage of the high-pressure hose. For more information on features and specifications turn to page 206.

Order number **RE02 011 4526**



### RE 110

Max. 150 bar • max. 430 l/h • 17.6 kg

Sturdy high-pressure cleaner with brushless induction motor and high-quality aluminium pump. Compact design with extendible aluminium telescopic handle. Folding side storage compartment with integrated nozzle and power cable compartment. With rotary nozzle, adjustable fan jet nozzle and cleaning agent spray set. 7 m high-pressure hose with quick-release coupling for connecting to the unit and the lance. For more information on features and specifications turn to page 206.

Order number **4950 011 4524**



### RE 110 PLUS

Max. 150 bar • max. 430 l/h • 20.3 kg

Sturdy high-pressure cleaner with brushless induction motor, high-quality aluminium pump PLUS outstanding comfort. Compact design with extendable aluminium telescopic handle. Folding side storage compartment with integrated nozzle and power cable compartment. With rotary nozzle, adjustable fan jet nozzle and cleaning agent spray set. 8 m high-pressure hose with quick-release coupling. With hose reel (PLUS) for particularly easy handling and storage of the high-pressure hose. For more information on features and specifications turn to page 206.

Order number **4950 011 4536**



### RE 120 PLUS

Max. 160 bar • max. 480 l/h • 21.2 kg

Powerful high-pressure cleaner with brushless induction motor, high-quality aluminium pump PLUS outstanding comfort. Compact design with extendable aluminium telescopic handle. Folding side storage compartment with integrated nozzle and power cable compartment. Comfortable, easy-to-use with soft-grip handle and particularly long spray lance. With rotary nozzle, adjustable fan jet nozzle and cleaning agent spray set. 9 m high-pressure hose with quick-release coupling. With hose reel (PLUS) for particularly easy handling and storage of the high-pressure hose.

Order number **4950 011 4553**



### RE 125 X

Max. 170 bar • max. 500 l/h • 16.4 kg

Powerful and sturdy high-pressure cleaner with brushless induction motor and high-quality aluminium pump. Compact, portable power tool for flexible use, easy transport and space-saving storage. Rotary nozzle, adjustable fan jet nozzle, 8 m steel-reinforced high-pressure hose. Quick-release coupling for easy connection of high-pressure hose to high-pressure cleaner and lance. For more information on features and specifications turn to page 206.

Order number **4950 011 4590**

X = portable version



### RE 130 PLUS

Max. 170 bar • max. 500 l/h • 21.2 kg

Exceptionally powerful, sturdy high-pressure cleaner with extensive range of features. Brushless induction motor, high-quality aluminium pump and steel-reinforced high-pressure hose. Compact design with extendable aluminium telescopic handle. Folding side storage compartment with integrated nozzle and power cable compartment. Comfortable, easy-to-use with softgrip handle and particularly long spray lance. With rotary nozzle, adjustable fan jet nozzle and cleaning agent spray set. Hard-wearing, steel-reinforced 9 m high-pressure hose with quick-release coupling. With hose reel (PLUS) and robust aluminium hose guide for particularly easy handling and storage of the high-pressure hose.

Order number **4950 012 4564**



## POWERFUL HIGH-PRESSURE CLEANER

- For commercial use or demanding applications in residential areas
- With clever details and high-quality features
- High working pressure removes even stubborn dirt



### RE 170 PLUS

Max. 180 bar • max. 648 l/h • 31.0 kg

Highly robust, powerful high-pressure cleaner PLUS outstanding comfort. Hose reel featuring a hose guide, folding crank and 12 m steel-reinforced high-pressure hose, high-pressure pump made from brass with wear-resistant, ceramic-coated piston, pressure/flow control using a pressure gauge, integrated tank with dosing control for cleaning agent, adjustable fan jet nozzle, rotary nozzle made from wear-resistant ceramic, anti-drill quick-release coupling on the lance, storage compartment for the nozzle.

Order number **RE01 011 4544**



# CLEANING AGENTS FOR HIGH-PRESSURE CLEANERS

- Designed specifically for use with STIHL high-pressure cleaners
- The right cleaning agent for every job

## CC 100 VEHICLE SHAMPOO & WAX



For removing typical road dirt such as salt, dust and insects from all kinds of vehicles. Foaming, high-quality wax ingredients, long-lasting shiny finish.



**1 l**  
Order number **0782 516 9300**

**5 l**  
Order number **0782 516 9301**

## CU 100 UNIVERSAL CLEANER



For safe removal of the widest variety of dirt on hard surfaces around the house and garden. Suitable for painted surfaces, metal, stone, synthetic and glass surfaces.



**1 l**  
Order number **0782 516 9100**

**5 l**  
Order number **0782 516 9101**



### POURING IN THE CLEANING AGENT

To use cleaning agent with STIHL high-pressure cleaners, the cleaning agent is simply poured into the spray set included with delivery or the cleaning agent tank on the power tool (RE 170 PLUS only).



### APPLYING THE CLEANING AGENT

Another tip: we offer a special foam nozzle for improved cleaning performance. The foam formation, dosability and adjustability of spray shape improves the application of the cleaning agent and therefore cleaning performance.

➔ Our foam nozzle can be found on page 201



## ACCESSORIES FOR RE 90 - RE 170 AND REA 60 - 100

- For extending the range of possible applications
- Versatile solutions to make your work easier
- Accessories for special cleaning applications
- Accessories shown are not compatible with RE 163 PLUS



### SPRAY GUARD

For protecting against splashing water. Long, flexible bristles for optimum adaptation to various cleaning tasks. Large locknut for easy attachment to the high-pressure lance.



For RE 90 - RE 170

REA 60 - REA 100

Order number 4910 550 9000

### LARGE-AREA WASH BRUSH

Approx. 285 mm wide. For cleaning delicate surfaces. With integrated rubber lip for removing water residue.



For RE 90 - RE 170

REA 60 - REA 100

Order number 4910 500 6000

### VEHICLE CLEANING SET

Consisting of a wash brush, a vehicle nozzle, and a 90° angled nozzle.



For RE 90 - RE 130 with click coupling  
(for pre-2022 models)

Order number 4910 500 6100

For RE 90 - RE 170 with bayonet coupling  
(for models produced from 2022 onward)

For REA 60 - REA 100

Order number 4910 500 6101

### SURFACE CLEANER

#### RA 90

Ø 255 mm. For quick, splash-free cleaning of medium-sized areas. With pressure adjustment.



For RE 90 - RE 170

REA 60 - REA 100

Order number 4910 500 3902

#### RA 110

Ø 310 mm. For quick, splash-free cleaning of larger surfaces. With pressure adjustment.



For RE 90 - RE 170

REA 60 - REA 100

Order number 4910 500 3903

## ROTATING BRUSH ROLLER

For gentle cleaning of larger, delicate surfaces (e.g. terraces with wood or stone coverings, facades or garage doors). Easy replacement of bristles by means of the quick-release connection. Working width of around 30 cm.

**Additionally available as special accessories:** Brushes for cleaning solar systems, window areas, roller shutters, conservatories, and painted or plastic surfaces.



For RE 90 - RE 170  
REA 60 - REA 100  
Order number 4910 550 3400

## REPLACEMENT BRUSHES

Replacement brushes for cleaning terraces with wood or stone coverings and facades. Suitable for a rotating brush roller.



For rotating brush roller  
Order number 4910 550 3400

## FLAT TEXTILE HOSE WITH HOLDER

12 m long. Low-pressure hose including holder, can be easily rolled and unrolled, enabling space-saving storage. Can be stored directly on the unit. Maximum water inlet temperature: 20°C. The hose attachment is required to attach the holder to the high-pressure cleaner.



For RE 90 - RE 170  
REA 60 - REA 100  
Order number 4910 550 8600

## HIGH-PRESSURE HOSE EXTENSIONS

For more range. With quick-release coupling.



Length 7 m, textile mesh for RE 90 - RE 130 and REA 60 - REA 100  
Order number 4910 550 0801

Length 9 m, steel-reinforced for RE 90 - RE 170 and REA 60 - REA 100  
Order number 4910 550 0802

Length 20 m, steel-reinforced for RE 170 PLUS  
Order number 4910 550 0803



## SPRAY LANCE EXTENSION, STRAIGHT

43 cm long.

For RE 90 - RE 170  
REA 60 - REA 100  
Order number 4910 550 0900

## ROTATING WASH BRUSH

Ø 155 mm. For effective cleaning of sensitive surfaces, with rotating inner brush and adjustable working angle.



For RE 90 - RE 170  
REA 60 - REA 100  
Order number 4910 550 5900

## ALTERNATE BRUSHES

Soft brushes for cleaning solar systems, window areas, roller shutters, conservatories, and painted or plastic surfaces. Suitable for a rotating brush roller.



For rotating brush roller  
Order number 4910 550 3410

## AVAILABLE NOW SUCTION HOSE

5 m hose. For low-pressure water supply from rain water tanks and cisterns. Integrated water filter.



For REA 60 and REA 100  
Order number RA01 550 0500

## FOAM NOZZLES

Powerful cleaning effect due to foam that adheres to the surface for a long time. The alignment of the spray jet and spray angle can be adjusted. With measuring system and large filler opening.



For RE 90 - RE 170  
REA 60 - REA 100  
Order number 4910 550 9600

## LONG SPRAY LANCE, ANGLED

1,080 mm long. Sturdy, angled spray lance for cleaning difficult to access spots, for RE 90 to RE 170.



For RE 90 - RE 170 PLUS  
Order number 4910 550 1900





### TELESCOPIC SPRAY LANCE

Can be pulled out with quick-release connections, 1.57 – 4 m long. For cleaning difficult-to-reach areas (e.g. facades and rooftops). Bayonet coupling for joint use with STIHL high-pressure nozzles and STIHL high-pressure cleaner accessories. Comfortable working at just 2.9 kg; includes carrying strap.

For RE 90 – RE 170 and REA 60 – REA 100

Order number 4910 550 3500

### WET SANDBLASTING DEVICE

4 m long. For wet sandblasting of brickwork and metal parts.



For RE 90 – RE 170 PLUS

Order number 4910 500 1800

### PIPE CLEANING SET

15 m long, exterior diameter: hose 10 mm, head 13.7 mm (on the cap nut). Also suitable for smaller diameter pipes. With nozzle.



For RE 90 – RE 170 PLUS

Order number 4910 500 8000

### SUCTION SET

3 m long. For low-pressure water supply from rain water tanks and cisterns. It is recommended that a water filter is fitted.



For RE 90 – RE 170 PLUS

Order number 4910 500 0500

### WATER FILTER

Protects the pump against dirt from the water supply. 3/4" connection.



For RE 90 – RE 170 and REA 60 – REA 100

Order number 4910 500 5400



# MID-RANGE PETROL HIGH-PRESSURE CLEANERS AND ACCESSORIES

- Petrol high-pressure cleaners combining power and high-quality components
- Designed for convenience and durability in demanding domestic and commercial situations



## RB 200

2,500 psi, 8.7 l/min, 28 kg

When you need to do heavy cleaning on your deck, house or equipment, the STIHL RB 200 high-pressure cleaner does it all without fuss. Its powerful 173 cc (5 hp) engine delivers 2,500 psi of water pressure – powerful enough to tackle tough cleaning jobs on pathways, driveways, decks and more.

Order number **4789 012 4608**



## RB 400

2,700 psi, 10.3 l/min, 41 kg

When you need a powerful cleaner that delivers top performance and can stand up to daily use, choose the STIHL RB 400 DIRT BOSS® high-pressure cleaner. It features a powerful 196 cc (6.5 hp) engine that can output 2,700 psi of water pressure at 10.3 liters per minute.

Order number **4790 012 4604**



## RB 600

3,200 psi, 11.3 l/min, 53.5 kg

Do you need a powerful pressure cleaner to tackle your professional cleaning jobs? Whether it's greasy farm equipment, stained weather boards, or a dirty truck, the STIHL RB 600 is ready to rock. It features 3,200 psi of water pressure and 208 cc (7 hp) engine.

Order number **4791 012 4604**





**RB 800**

4,200 psi, 15.1 l/min, 76 kg

The STIHL RB 800 is the pressure cleaner you need if you are looking for professional power and performance. This high-pressure cleaner is the most impressive one in the STIHL lineup featuring a very powerful 429cc (14hp) engine. It is designed for heavy-duty commercial use and can get through tough cleaning jobs.

Order number **4792 012 4604**



**HIGH PRESSURE GUN**

M22 screw connection for RB 200, RB 400

Order number **4789 500 1300**



With additional handle and quick coupling for RB 600, RB 800

Order number **4791 500 1302**



**ROTORY NOZZLES**

Max. 3,000 psi, quick coupling, for RB 200, RE 400

Order number **4900 500 1646**



Max. 5,100 psi, quick coupling, for RB 600, RE 800

Order number **4900 500 1642**



**MULTI FUNCTION NOZZLE**

6 pattern selector, quick coupling, for RB 200, RB 400, RB 600, RB 800

Order number **4900 502 1022**



**NOZZLE PACKS**

3 pack : 15 deg, 25 deg, 65 deg detergent

**2.7° nozzles** for RB 200.

Order number **4789 007 1000**



5 pack: 0 deg, 15 deg, 25 deg, 40 deg, 65 deg detergent

**3.0° nozzles** for RB 400

Order number **4790 007 1000**



**3.3° nozzles** for RB 600

Order number **4791 007 1000**

**3.7° nozzles** for RB 800

Order number **4792 007 1000**

**PIVOT COUPLER**

Quick coupling, for RB 200, RB 400, RB 600, RB 800

Order number **4789 500 6700**



**LONG RANGE CHEMICAL NOZZLE**

For RB 200, RB 400, RB 600, RB 800

Order number **4900 502 1023**





### SPRAY LANCE

With quick coupling, for RB 200, RB 400, RB 600

Order number **4915 500 0938**



### EXTENSION LANCE

1.22 m, quick coupling, for RB 200, RB 400, RB 600, RB 800

Order number **4915 500 0300**



### WAND EXTENSION

1.22 m, quick coupling, for RB 200, RB 400, RB 600, RB 800

Order number **4915 500 0943**

### GUTTER CLEANER

With quick coupling, for  
RB 200, RB 400, RB 600,  
RB 800

Order number **4789 007 1008**



### ROTATING SURFACE CLEANER

With quick coupling, for  
RB 200, RB 400, RB 600,  
RB 800

Order number **4900 500 3904**



### EXTENSION HOSES

High-pressure hose.

7.5 m, for RB 200 and RB 400

Order number **4925 500 0819**



12 m, quick coupling for RB 600

Order number **4925 500 0809**



### HIGH-PRESSURE STEEL BRAIDED HOSE EXTENSION

15 m, quick coupling,  
for RB 600, RB 800

Order number **4925 500 0811**



### POWER BROOM

With quick coupling, for  
RB 200, RB 400, RB 600,  
RB 800

Order number **4789 500 3900**





## Order number

Operating pressure (bar)

Max. pressure<sup>①</sup> (bar)

Min. water throughput (l/h)

Max. water throughput (l/h)

Max. water supply temperature (°C)

Weight, ready for operation (kg)

Power consumption (kW)

Sound pressure level<sup>②</sup> (dB(A))Sound power level<sup>③</sup> (dB(A))Vibration level<sup>③</sup> (m/s<sup>2</sup>)**BATTERY PRESSURE CLEANER AND BATTERY HIGH-PRESSURE CLEANERS<sup>②</sup>**

<b>RCA 20 - COMING Q1</b>	<b>RA02 011 7600</b>	-	24	140	230	40	1.3 <sup>②</sup>	0.18	73.0	84.0	≤ 2.5
<b>RCA 20 - COMING Q1</b> with 2 × AS 2 + AL 1	<b>RA02 011 7615</b>	-	24	140	230	40	1.5 <sup>②</sup>	0.18	73.0	84.0	≤ 2.5
<b>REA 60 PLUS</b>	<b>RA01 011 7600</b>	100	130	240	270	40	6.5 <sup>②</sup>	1.0	72.0	85.0	≤ 2.5
<b>REA 100 PLUS</b>	<b>RA01 011 7610</b>	125	150	270	300	40	6.7 <sup>②</sup>	1.3	75.0	87.0	≤ 2.5

**COMPACT HIGH-PRESSURE CLEANERS<sup>②</sup>**

<b>RE 90</b>	<b>RE02 011 4520</b>	10 - 100	130	350	440	40	8.0	2.1	76.0	90.0	≤ 2.5
<b>RE 90 PLUS</b>	<b>RE02 011 4526</b>	10 - 100	130	350	440	40	9.0	2.1	76.0	90.0	≤ 2.5
<b>RE 110</b>	<b>4950 011 4524</b>	10 - 110	150	380	430	40	17.6	1.7	73.0	85.0	≤ 2.5
<b>RE 110 PLUS</b>	<b>4950 011 4536</b>	10 - 110	150	380	430	40	20.3	1.7	73.0	85.0	≤ 2.5
<b>RE 120 PLUS</b>	<b>4950 011 4553</b>	10 - 125	160	400	480	40	21.2	2.1	74.0	86.0	≤ 2.2
<b>RE 125 X</b>	<b>4950 011 4590</b>	10 - 130	170	425	500	40	16.4	2.3	68.0	80.0	≤ 2.5
<b>RE 130 PLUS</b>	<b>4950 012 4564</b>	10 - 135	170	420	500	40	21.2	2.3	74.0	86.0	≤ 2.2

**MID-RANGE HIGH-PRESSURE CLEANER<sup>②</sup>**

<b>RE 170 PLUS</b>	<b>RE01 011 4544</b>	10 - 150	180	570	648	60	31.0	3.3	71.0	85.0	≤ 2.5
--------------------	----------------------	----------	-----	-----	-----	----	------	-----	------	------	-------

**MID-RANGE PETROL HIGH-PRESSURE CLEANERS - CLEANING SYSTEMS<sup>②</sup>**

<b>RB 200</b>	<b>4789 012 4608</b>	2,500	170	520	740	52	28.0	-	90.0	103.0	≤ 2.5
<b>RB 400</b>	<b>4790 012 4604</b>	2,700	185	620	840	52	41.0	-	90.0	102.0	≤ 2.5
<b>RB 600</b>	<b>4791 012 4604</b>	3,200	220	680	909	52	53.0	-	90.0	103.0	≤ 2.5
<b>RB 800</b>	<b>4792 012 4604</b>	4,200	290	910	1,136	52	76.0	-	90.0	106.0	≤ 2.5

- Fitted as standard
- Retrofittable (accessory)

X = portable version

① Max. permissible system pressure

② K-factor in accordance with Directive 2006/42/EC = 2.0 dB(A)

③ K-factor in accordance with Directive 2006/42/EC = 1.5 m/s<sup>2</sup> (RE 90), 2.0 m/s<sup>2</sup> (from RE 100), with fan jet nozzle



STIHL battery power system	Power cable length (m)	Mains voltage (V / phases / Hz)	Speed (rpm)	Cleaning agent spray set / cleaning agent tank / external cleaning agent injector	Transparent detergent tank (l)	Detergent measuring system	High-pressure hose (length in m)	Steel-reinforced high-pressure hose	Comfort high-pressure lance with rotating spray lance and softgrip handle	Aluminium pump head / brass pump head / coated pistons	Adjustable pressure / flow control on the machine / trigger	Pressure gauge	Aluminium telescopic handle	Transport handle	Folding hood for nozzle storage	Quick-release coupling for high-pressure hose	Integrated high-pressure hose reel	Anti-twist coupling on the lance	Separate rotary nozzle / multifunction nozzle with integrated rotary nozzle
AS-System	-	10.8	14,000	●/-/-	0.4	●	-	-	-	●/-/-	-/● <sup>⑦</sup>	-	-	-	-	-	-	●	-/●
AS-System	-	10.8	14,000	●/-/-	0.4	●	-	-	-	●/-/-	-/● <sup>⑦</sup>	-	-	-	-	-	-	●	-/●
AK-System	-	36	10,500	-/-/●	-	-	5	-	-	●/-/-	●/-	-	-	-	-	●	●	●	-/●
AP-System	-	36	11,900	-/-/●	-	-	6	-	-	●/-/-	●/-	-	-	-	-	●	●	●	-/●
-	5	240-1--50	21,000	●/-/-	0.5	-	6	-	-	●/-/-	-/-	-	-	-	-	●	-	●	●/-
-	5	240-1--50	21,000	●/-/-	0.5	-	7	-	-	●/-/-	-/-	-	-	-	-	●	-	●	●/-
-	5	240-1--50	2,850	●/-/-	0.5	-	7	-	-	●/-/-	-/-	-	●	●	●	●	-	●	●/-
-	5	240-1--50	2,850	●/-/-	0.5	-	8	-	-	●/-/-	-/-	-	●	●	●	●	●	●	●/-
-	5	240-1--50	2,850	●/-/-	0.5	-	9	-	●	●/-/-	-/-	-	●	●	●	●	●	●	●/-
-	5	240-1--50	2,850	●/-/-	0.5	-	8	●	-	●/-/-	-/-	-	-	●	-	●	-	●	●/-
-	5	240-1--50	2,850	●/-/-	0.5	-	9	●	●	●/-/-	-/-	-	●	●	●	●	●	●	●/-
-	5	240-1--50	2,850	-/●/●	2	●	12	●	●	-/●/● <sup>⑧</sup>	●/-	●	●	●	●	●	●	●	●/-
-	-	-	-	-/-/●	-	-	7.5	●	-	●/-/-	-/-	-	-	●	-	●	-	●	-/○
-	-	-	-	-/●/●	-	-	7.5	●	-	-/●/●	-/-	-	-	●	-	●	-	●	-/○
-	-	-	-	-/●/●	-	-	12	●	-	-/●/●	●/-	-	-	●	-	●	-	●	-/○
-	-	-	-	-/●/●	-	-	15	●	-	-/●/●	●/-	-	-	●	-	●	-	●	-/○

⑦ Please comply with local wastewater regulations when using STIHL high-pressure cleaners  
 ⑧ The electrical installation on-site must have the necessary power capacity  
 ⑨ Stainless steel piston with innovative, extremely robust DLC coating (diamond-like carbon coating) for maximum wear protection  
 ⑩ Normal and ECO mode  
 ⑪ Weight excluding battery and charger  
 ⑫ Weight including battery and excluding charger

## WET / DRY VACUUMS

- Wet and dry vacuum for private use in and around the house and for professional use in workshops, cleaning services and industrial settings
- Comprehensive range of high-quality accessories



### SE 33

1.4 kW • 210 mbar • 3,600 l/min

For cleaning dry and wet areas near the home and for car cleaning. Versatile use due to an extensive range of accessories: switchable floor nozzle for flexible changeover between wet and dry vacuuming, blow function by moving the suction tube onto the exhaust port, ergonomic two-part suction tube. Ideal storage of accessories directly on the power tool, crevice nozzle, floor nozzle, 2m vacuum hose.

Order number **SE01 012 4404**



### SE 62

1.4 kW • 210 mbar • 3,600 l/min

For getting rid of dust, dirt and liquids indoors and outdoors. Wet and dry vacuuming options, blower function activated by moving the suction tube to the exhaust port, multiple filter system, filter cleaning, switchable floor nozzle, universal nozzle, crevice nozzle. For more information on features and specifications turn to page 212.

Order number **4784 012 4405**

**SE 122**

1.5 kW • 250 mbar • 3,600 l/min

With multiple filter system, integrated accessories box and suction tube holder. Wet and dry vacuuming options, filter cleaning, filter element / bag, castors with locking brakes, stainless steel handle with quick-release coupling. For more information on features and specifications turn to page 212.

Order number **4774 012 4401****SE 133 ME**

1.4 kW • 250 mbar • 4,500 l/min



Powerful wet/ dry vacuum with automatic switch-on function in dust class M. Automatic filter cleaning without loss of suction power, automatic volume flow monitoring, infinitely variable speed control, with adapter plates for carrying STIHL Systainer boxes, anti-static accessories also for extraction on battery-powered/ electric power tools.

Order number **4786 012 4434**

E = Automatic switch-on function/socket  
M = Dust class



# ACCESSORIES FOR WET AND DRY VACUUMS

- Extensions for a huge range of applications
- Nozzles for different applications
- Extension hoses and adapters
- Vacuum hoses



PAGE **229**



## VARIOCLEAN ECO

Our special cleaner is 92% composed of ingredients of natural origin, and is ideal for thorough and gentle cleaning of washable filter elements. Simply spray them with VarioClean Eco, leave it to work for 5 minutes, rinse with water and leave to dry – your filter is now ready to use again. VarioClean Eco is available in 500 ml.

## FILTER BAGS

5-piece pack. Made from paper.



**For SE 33**

Order number **SE01 500 9000**

5-piece pack. Made from strong, tear-resistant fleece.



**For SE 62**

Order number **4901 500 9004**

**With dust seal for SE 133 ME**

Order number **4901 500 9009**

## FILTER ELEMENTS

For upgrade or replacement.



**Filter for SEA 20, washable**

Order number **SA03 080 1900**



**PET filter for SE 62**

Order number **SE01 703 5900**



**Strong paper for SE 62 - SE 122**

Order number **4709 703 5900**

**Durable, washable PET liner, ideal for wet vacuum operation for SE 62 - SE 122**

Order number **4742 703 5900**



**For regular or extended periods of wet vacuum operation. Stainless steel, for SE 62**

Order number **4901 501 0900**



**PTFE fold-flat filter, dust class M, washable, for SE 133 ME**

Order number **4786 703 5902**

## WASTE BAG

For easy, dust-free disposal.  
5-piece pack, plastic.



**For SE 133 ME**

Order number **4901 903 4900**

**SET OF MINI NOZZLES**

Accessory set for the SEA 20 battery hand vacuum consisting of three extension hoses and nozzles that can be combined with one another. For cleaning particularly tight or difficult-to-access spots such as computer keyboards.

**Contains:**

- 1 × adapter
- 2 × extension tube
- 3 × nozzle
- 1 × storage bag

Order number **SA03 007 1000**

**CREVICE NOZZLE**

(Connection Ø 36 mm)

For cleaning hard-to-reach areas. Made from plastic.

**For SE 33 - SE 133 ME**

200mm - Order number **4901 502 2210**  
300mm - Order number **4901 502 2200**

**RADIATOR SUCTION NOZZLE**

(Connection Ø 36 mm)

For cleaning radiators and blinds. Crevice nozzle with special brush insert.

**For SE 33 - SE 133 ME**

Order number **4901 500 2600**

**DUSTING BRUSH**

(Connection Ø 36 mm)

Width 70 mm. E.g. for computer keyboards. Can be rotated, with nylon bristles, for SE 33 to SE 133 ME.

**For SE 33 - SE 133 ME**

Order number **4901 502 2900**

**UNIVERSAL SUCTION NOZZLE**

(Connection Ø 36 mm)

Width 115 mm. Plastic, with lint brush e.g. for car seats.

**For SE 33 - SE 133 ME**

Order number **4901 502 2300**

**ANGLED RUBBER NOZZLE**

(Connection Ø 36 mm)

Length 185 mm. For vacuuming delicate surfaces.

**For SE 33 - SE 133 ME**

Order number **4901 502 2400**

**BRUSH NOZZLE**

(Connection Ø 36 mm)

Length 230 mm. For cleaning delicate objects, e.g. upholstered furniture.

**For SE 33 - SE 133 ME**

Order number **4901 502 2600**

**WET VACUUMING NOZZLE**

(Connection Ø 36 mm)

Width 300 mm. For wet vacuuming.

**For SE 33 - SE 133 ME**

Order number **4901 500 7200**

**CREVICE NOZZLE**

(Connection Ø 36 mm)

Length 920 mm. For cleaning boilers or ovens. Made from metal.

**For SE 33 - SE 133 ME**

Order number **4901 502 2201**

**NOZZLE FOR FLOOR CLEANING**

(Connection Ø 36 mm)

Width 400 mm. Universal floor nozzle for wet and dry vacuuming. Height-adjustable.

**For SE 33 - SE 133 ME**

Order number **4901 500 2705**

**COMBINATION FLOOR NOZZLE**

(Connection Ø 36 mm)

Width 280 mm. With foot-operated switch for smooth surfaces and carpets.

**For SE 33 - SE 122**

Order number **4901 500 2503**



### ALUMINIUM FLOOR NOZZLE

(Connection Ø 36 mm)

Width 330 mm. For dry vacuuming.  
Removable brush insert.



For SE 62 - SE 133 ME

Order number 4901 500 2700

### EXTENSION HOSES



Chrome-plated, telescopic,  
for SE 33 - SE 133 ME

Order number  
4901 503 1602



1 unit is 500 mm long. Stainless steel,  
for SE 62 - SE 133 ME

4786 503 1600

2 unit is 500 mm long. Aluminium,  
for SE 33 - SE 133 ME

4901 503 1610

### LARGE AREA FLOOR NOZZLE

(Connection Ø 36 mm)

Width 450 mm. For large areas.  
Aluminium, adjustable height, with  
replaceable insert.



With brush insert for SE 62 - SE 133 ME

Order number 4901 500 2710

With rubber lip insert for wet vacuuming for SE 62 - SE 133 ME

Order number 4901 500 2711

### ADAPTER FOR POWER TOOLS

(Connection Ø 36 mm)

For directly connecting electric  
power tools with vacuum capability  
to the vacuum hose. Quick-release  
coupling.



For SE 122 - SE 133 ME

Order number 4901 500 7301

Order number

Max. power consumption (kW)

Max. vacuum (mbar)

Volume flow (l/min)

Weight (kg)

Sound pressure level<sup>①</sup> (dB(A))

Mains voltage (V / phases / Hz)

Rated voltage (V)

Container volume (l)

Suction hose length (m)

Internal hose diameter (mm)

### BATTERY HAND VACUUM

Model	Order number	Max. power consumption (kW)	Max. vacuum (mbar)	Volume flow (l/min)	Weight (kg)	Sound pressure level <sup>①</sup> (dB(A))	Mains voltage (V / phases / Hz)	Rated voltage (V)	Container volume (l)	Suction hose length (m)	Internal hose diameter (mm)
SEA 20	SA03 011 7300	-	80	1,026	1.1 <sup>②</sup>	-	-	10.8	0.75	0.5 - 1.5	29
SEA 20 SET with AS 2 + AL 1	SA03 011 7 314	-	80	1,026	1.3 <sup>③</sup>	-	-	10.8	0.75	0.5 - 1.5	29

### WET / DRY VACUUMS

Model	Order number	Max. power consumption (kW)	Max. vacuum (mbar)	Volume flow (l/min)	Weight (kg)	Sound pressure level <sup>①</sup> (dB(A))	Mains voltage (V / phases / Hz)	Rated voltage (V)	Container volume (l)	Suction hose length (m)	Internal hose diameter (mm)
SE 33	SE01 012 4404	1.4	210	3,600	5.4 <sup>②</sup>	73.0	240/1-/50-60	-	12	2.0	37
SE 62	4784 012 4405	1.4	210	3,600	7.5 <sup>②</sup>	70.9	240/1-/50-60	-	20	2.5	32
SE 122	4774 012 4401	1.5	250	3,600	12.1 <sup>②</sup>	65.1	240/1-/50-60	-	30	3.0	36

### CERTIFIED WET / DRY VACUUM

Model	Order number	Max. power consumption (kW)	Max. vacuum (mbar)	Volume flow (l/min)	Weight (kg)	Sound pressure level <sup>①</sup> (dB(A))	Mains voltage (V / phases / Hz)	Rated voltage (V)	Container volume (l)	Suction hose length (m)	Internal hose diameter (mm)
SE 133 ME	4786 012 4434	1.4	250	4,500	16.0 <sup>②</sup>	68.0	240/1-/50-60	-	42	5.0	32

• Fitted as standard

E = Automatic switch-on function/socket  
M = Dust class

① K-factor in accordance with Directive 2006/42/EC = 2.0 dB(A)

② Weight excluding battery and nozzles

③ Weight including battery, excluding charger and nozzles

④ Weight, ready for operation

### CAR SET

For cleaning different surfaces inside cars. Crevice nozzle (300 mm), dusting brush, brush nozzle and upholstery nozzle.



For SE 33 - SE 133 ME  
Order number 4901 500 9500

### COARSE DIRT SET

For cleaning up coarse dirt and debris. Coarse dirt nozzle, extension hoses (2 x 500 mm), connectors (2 x), vacuum hose 1.75 m long, Ø 50 mm.



For SE 122 - SE 133 ME  
Order number 4901 500 9300

### WET VACUUMING SET

For cleaning up liquids. Wet vacuum floor nozzle, angled rubber nozzle, stainless steel filter element.



For SE 62 - SE 122  
Order number 4901 500 9400

### REPLACEMENT COARSE DIRT NOZZLE

Replacement nozzle to be used with Coarse Dirt Set (Can not be used separately).



For SE 122 - SE 133 ME  
Order number 4901 502 2705

	STIHL battery power system	Wet/dry vacuuming options	Automatic switch-on function / power outlet (E)	Multiple filter system	Filter cleaning, automatic / manual	Pre-filter / paper / fleece filter element	Collection container	Paper / fleece filter bag	Handle with quick-release coupling	Plastic / stainless steel vacuum attachment	Switchable floor nozzle	Universal nozzle / crevice nozzle	Adapter for power tool use	Speed control	Soft start-up	Delayed shutdown
AS-System	-	-	•	-	•/•/-	•	•/-	-	•/-	-	•/•	-	-	-	-	-
AS-System	-	-	•	-	•/•/-	•	•/-	-	•/-	-	•/•	-	-	-	-	-
-	•	-	-	-/-	-/-/•	•	•/-	-	•/-	•	-/•	-	-	-	-	-
-	•	-	•	-/•	-/•/-	•	-/•	•	•/-	•	•/•	-	-	-	-	-
-	•	-	•	-/•	-/-/•	•	-/•	•	-/•	•	•/•	-	-	-	-	-
-	•	•	•	•/-	-/-/•	•	-/•	•	-/•	• <sup>Ⓞ</sup>	-/•	•	•	•	•	•

Ⓞ Floor nozzle not switchable



## GARDEN SHREDDERS AND ACCESSORIES

- For applications in domestic gardens and landscape maintenance
- For shredding hard and soft material
- With powerful engines
- Efficient blades and shredding systems
- A wide range of models - even including noise-sensitive power tools



### GHE 105 ①

240V • 2.2 kW

Compact electric shredder with an effective electric motor for occasional shredding of medium-thickness branches and soft material. With cloverleaf opening.

Order number **6007 011 1194**



### GHE 135 L ②

240V • 2.3 kW



Compact electric shredder with a powerful electric motor for occasional shredding of medium-thickness branches. With cloverleaf opening, integrated shredding container and slow-turning, quiet roller. Folds up for particularly space-saving and easy transport.

Order number **6013 011 1124**

**GHE 150** ①

240V • 2.2 kW



Compact electric shredder with a powerful electric motor for occasional shredding of medium-thickness branches. With sandwich-type blade unit and cloverleaf opening.

Order number **6008 011 1134****GHE 250 S**

240V • 2.2 kW



Electric shredder with a powerful electric motor for regular shredding of medium-thickness branches and soft material. Ideal for shredding larger quantities of material. With sandwich-type blade unit.

Order number **6008 011 1144**

L = Quiet  
S = Chipping

① Particularly well-suited to branch material  
② Only suitable for shredding hard material

**AHB 050 SHREDDING CONTAINER**

50 l, freestanding. For collecting shredded material.



For GHE 105, GHE 150 and GHE 250 S

Order number **6903 760 2546**

# GARDEN SHREDDERS FOR EVERY REQUIREMENT

Our clear **model recommendations based on drive type, shredded material, and processing quantity** will help you find the right garden shredder for your demands. Thanks to the wide product range, our high-throughput electric garden shredders are suitable for a wide range of tasks, from occasional shredding of small quantities of green cuttings to regular shredding of thicker branches. There are also quiet models in the range, for use in noise-sensitive areas.

GARDEN SHREDDER	TYPE OF SHREDDING MATERIAL		PROCESSING VOLUME	
	MIXED	HARD	MIXED	HARD
<b>ELECTRIC SHREDDER</b>				
<b>GHE 135 L</b>	-	•		██████████
<b>GHE 105</b>	•	•	██	██████████
<b>GHE 150</b>	•	•	██	██████████
<b>GHE 250 S</b>	•	•	██	██████████

The S model is particularly well suited to processing branches.

- Mixed shredding material: flower cuttings, leaves, thin twigs, etc.
- Hard shredding material: branches, twigs, woody hedge cuttings, etc.

ELECTRIC SHREDDER	Order number	Maximum branch thickness (Ø in mm)			Rated output (W)	Rated voltage	Cutting tool (rated speed)	Weight (kg)	Guaranteed sound power level (dB(A))	Measured sound pressure level (dB(A))	Sound pressure level uncertainty <sup>③</sup> (dB(A))	Sandwich-type blade unit	Turning technology	Cloverleaf opening
		35	2,200	240V										
<b>GHE 105<sup>①</sup></b>	<b>6007 011 1194</b>	35	2,200	240V			Multi-Cut 103 (2,800 rpm)	19	104	93	3	-	-	•
<b>GHE 135 L<sup>②</sup></b>	<b>6013 011 1124</b>	35	2,300	240V			Cutting roller (40 rpm)	23	94	87	3	-	-	•
<b>GHE 150<sup>①</sup></b>	<b>6008 011 1134</b>	35	2,200	240V			Multi-Cut 150 (2,800 rpm)	26	99	89	2	•	-	•
<b>GHE 250 S<sup>①</sup></b>	<b>6008 011 1144</b>	35	2,200	240V			Multi-Cut 150 (2,800 rpm)	27	100	90	3	•	-	-

L = Quiet  
S = Chipping

- ① Particularly well-suited to branch material
- ② Only suitable for shredding hard material
- ③ Uncertainty in accordance with Directive 2006 / 42 / EC



# ACCESSORIES

---



SMART SOLUTIONS



FUELS AND  
LUBRICANTS



PERSONAL PROTECTIVE  
EQUIPMENT




HAND TOOLS AND  
FORESTRY TOOLS








## SMART FUNCTIONS MADE EASY:


### TECHNOLOGY


 Using Intercom Mesh technology, up to 16 people can be linked in a network via ADVANCE ProCOM.

 Direct connection between headsets over a distance of up to 600 m. Each headset also acts as an amplifier.


 Ambient sound can also be picked up when wearing the headset. Machine sounds are actively dampened using efficient filtering.


 For extremely high sound and noise protection.

 Thanks to an IP 64 protection rating, sweat, dirt, and rain cannot harm the headset's electronics.


 Capability to pair hand-held devices via Bluetooth® to extend range, as well as to communicate with users who do not use ADVANCE ProCOM.


### CONVENIENCE

 Simple control logic via ergonomic buttons easily distinguishable by touch.

 Conduct phone conversations via a smartphone Bluetooth® connection.

### ENTERTAINMENT






 An integrated FM radio for entertainment while you work, meaning there is no need to use your smartphone.

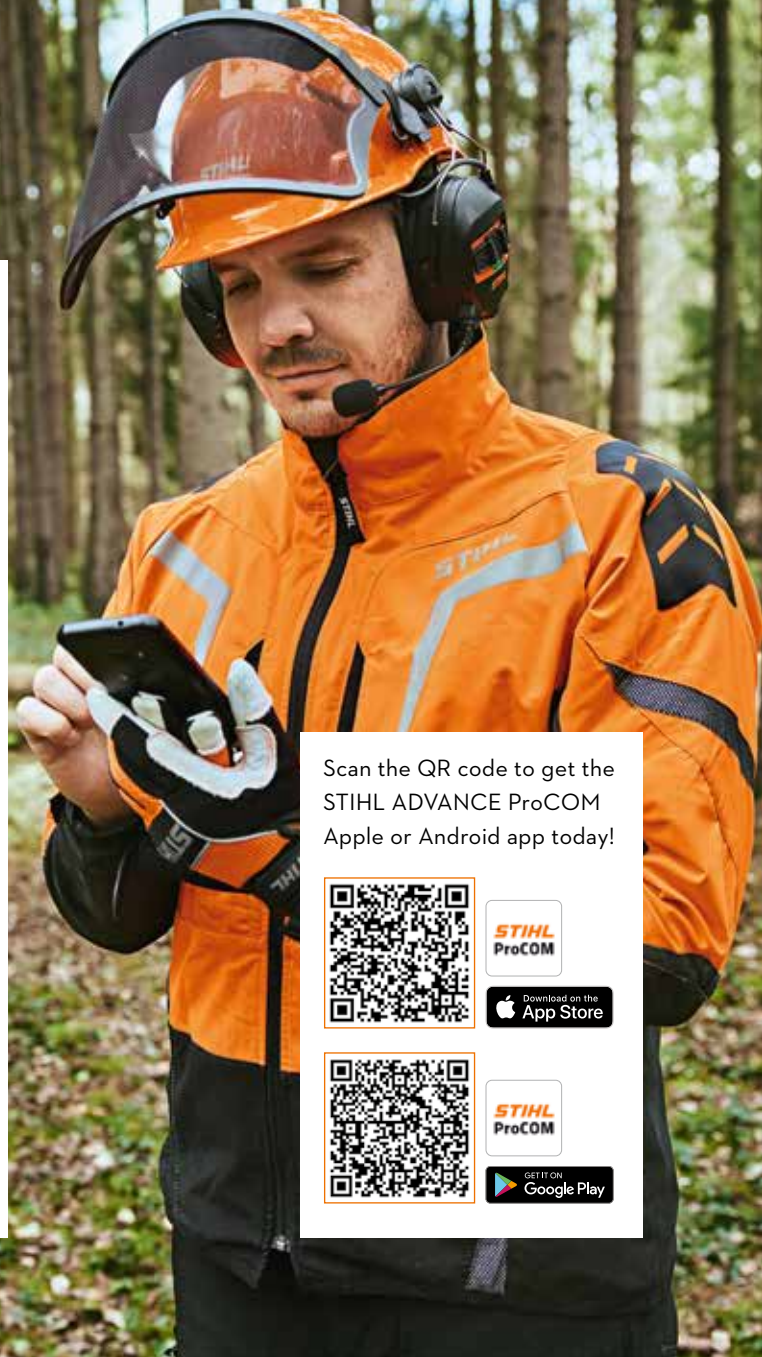
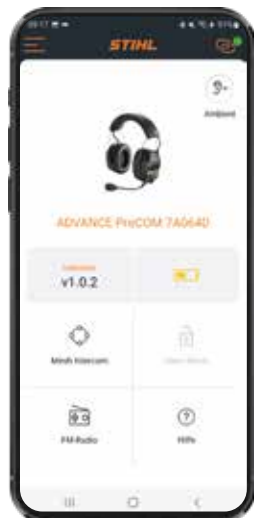
 Smartphone voice assistants can be used by pressing a button on the headset.

### AN IDEAL ADDITION: STIHL ADVANCE PROCOM APP

With the STIHL ADVANCE ProCOM app, you can efficiently manage the smart ear protection and its functionalities. While the core control options can be easily operated on the ear protection itself at the press of a button, you can use the app to adjust additional individual settings and always maintain an overview of your ADVANCE ProCOM's status.

#### Selected app functions:

-  View the ADVANCE ProCOM battery charge level
-  Activate ambient sound
-  Adjust microphone sensitivity
-  Activate conversations with up to 15 additional participants and set up private groups
-  Operate the FM radio



Scan the QR code to get the STIHL ADVANCE ProCOM Apple or Android app today!



# STIHL CONNECTED

## SETUP, START, BENEFIT

### 01 REGISTER

To use STIHL connected you must complete the one-off registration at [app.stihl.com](http://app.stihl.com).

### 03 ADD POWER TOOLS TO STIHL CONNECTED

Whether you have power tools equipped with Smart Connectors or connected batteries, the STIHL connected app lets you quickly and easily add both to your STIHL connected fleet. The STIHL connected app will take you through the installation process step-by-step.

### 05 EVALUATE DATA

You can view the usage data for your fleet either in the STIHL connected app or the STIHL connected portal - the latter offers expanded evaluation options, which can be especially useful for larger fleets and intensive power tool use. If you wish, you can also share data with your STIHL dealer so that they can support you in always keeping your existing fleet in optimum condition.

### 02 INSTALL THE STIHL CONNECTED APP

With the STIHL connected app on your smartphone, you always have an overview of your power tool and battery fleet even while you are out and about. At the same time, it transfers data for your connected products into the STIHL Cloud, the central storage location for STIHL connected.


### 04 GET GOING

While you complete your work as usual, STIHL connected collects the data from your connected power tools and batteries. As soon as your power tools and batteries are within Bluetooth® range of your smartphone, the data is transferred into the STIHL Cloud.

### 06 GET THE INFORMATION YOU NEED TO OPTIMISE OPERATIONS

You can optimise your power tool battery fleet with the aid of data from STIHL connected. It enables you to very easily identify which power tools are not logging significant runtime for example, or which power tools urgently require maintenance due to extended use.

You can use the app / portal to directly request an appointment for a service package with a participating retailer. The service log will be automatically created as proof in the app / portal in the digital machine file.





## SMART CONNECTOR

Smart Connector represents the basic all-purpose solution in the overall STIHL system for connecting petrol, electric, and battery products. It is fitted to the outside of the power tool and records the machine's runtime. Data is sent to the STIHL connected app or to the STIHL connected box via Bluetooth®. Power tool information such as power tool runtime and due maintenance is then available for use in the STIHL connected app or portal. Note: The Smart Connector can also be used with power tools from other manufacturers.

### Packaging unit 1 piece

Order number **0000 400 4900**

### Packaging unit 10 pieces

Order number **0000 400 4903**



## SMART CONNECTOR 2 A

The new Smart Connector 2 A supplements the overall STIHL connected system, and is the solution for connecting selected professional battery products of the STIHL AP-System. Smart Connector 2 A is installed at a designated position in the power tool housing and also delivers, for example, information on the speed, the power tool electronics, runtime, etc. which is then available in the STIHL connected portal. The information is then transferred in the same way as by the Smart Connector. Pressing a button shows you whether there is a message on the LED display of the power tool, regarding due maintenance for example. Detailed information is then provided in the STIHL connected app and portal.

### Packaging unit 1 piece

Order number **CA01 400 4900**





**STIHL**

**HP Ultra**



- BIO
- A+++
- E25
- E25



**1/e  
1:50**

1000 ml (1 L) (1.057 qt)

## FUELS AND LUBRICANTS

- High-quality fuels and lubricants for perfect running behaviour
- Optimum lubrication properties
- Low-residue combustion
- High environmental compatibility



### MOTOMIX READY-MIXED FUEL

Ready-mixed fuel (50:1) for all STIHL 2-stroke engines, optimum performance, excellent cold start properties, maximum acceleration over the entire rpm range, perfect running characteristics even with a sudden rev change. With STIHL HP ultra premium oil for exceptional engine lubrication and extreme cleanliness, fully synthetic and biodegradable for optimal performance and long service life. User-friendly and engine-friendly thanks to fewer emissions (free from ethanol; almost no olefins and aromatic compounds). Can be kept in storage for up to 5 years unopened. Reliable top performance – STIHL 2-stroke engines and STIHL MotoMix are made for each other; all conceivable applications have been put through rigorous testing.

Quantity	Order number
1 l	7004 874 0102
4 l	7004 874 0103
60 l	7004 874 0104
205 l	7004 874 0105

Ⓢ Appropriate storage conditions: in technically approved airtight containers. Store in dry, dark storage conditions where possible, at a maximum room temperature of 20°C



### HP 2-STROKE ENGINE OIL

Mineral-oil-based engine oil, especially developed for the demanding needs of power tools. Good lubrication and combustion properties, JASO-FB, ISO-L-EGB, oil/fuel ratio 50:1 suitable for all mixed-lubrication STIHL engines.

Quantity	Order number
100 ml (for 5 l)	0781 319 8401
1 l (for 50 l), measuring bottle	0781 319 8411
5 l (for 250 l)	0781 319 8433
10 l (for 500 l)	0781 319 8434



### HP ULTRA 2-STROKE ENGINE OIL

Fully synthetic oil for long periods of use under the most demanding conditions. Exceptional lubrication properties, low-residue combustion, biodegradable (over 60% in accordance with OECD 301 B), particularly low in sulphur, JASO-FB, ISO-L-EGB, oil/fuel ratio 50:1.

Quantity	Order number
100 ml (for 5 l)	0781 319 8613
1 l (for 50 l), measuring bottle	0781 319 8061
5 l (for 250 l)	0781 319 8063



#### PROFESSIONAL TIP

Exceptional lubrication and cleanliness are the most important development specifications for all STIHL engine oils. With consistent use of HP Ultra, a piston that has been running for several hundred hours in the STIHL test lab still looks almost new (see image).

Lubrication	Cleanliness	Deposit build-up protection	Corrosion protection	Miscible up to an ethanol content of 25% <sup>ⓐ</sup>	Special features	Recommendation
+	+	+	+	Yes	Good lubrication and combustion properties	High-quality engine oil
+++	+++	+++	+++	Yes	Biodegradable, ash-free burning	The best STIHL engine oil for cleanliness and long engine service life

2-STROKE ENGINE OILS						
<b>HP</b>	+	+	+	+	Yes	Good lubrication and combustion properties High-quality engine oil
<b>HP ULTRA</b>	+++	+++	+++	+++	Yes	Biodegradable, ash-free burning The best STIHL engine oil for cleanliness and long engine service life

+ Suitable  
++ Very suitable  
+++ Extremely suitable

<sup>ⓐ</sup> Appropriate storage conditions: in dry, dark storage conditions at a maximum room temperature of 20°C.

<sup>ⓐ</sup> Please observe the power tool's safety instructions





**FORESTPLUS CHAIN OIL**

Based on high-quality mineral oils. Reliable lubrication, no resinification, even during extended downtime.



**SYNTHPLUS CHAIN OIL**

Semi-synthetic high-performance lubricant prevents wear and resinification during extended downtime. Free-flowing to -25°C, with high-quality fresh oils.



**BIOPLUS CHAIN OIL**

Particularly eco-friendly plant-based oil, with superior lubricating and adhesive properties. More rapidly biodegradable in soil, awarded the European Ecolabel among others, tested in accordance with OECD 301 B. The BioPlus canister is made up of at least 25% recycled material.

Quantity	Order number
1 l	0781 516 6001
5 l	0781 516 6002
20 l	0781 516 6006
200 l	0781 516 6003

Quantity	Order number
1 l	0781 516 2000
5 l	0781 516 2002
20 l	0781 516 2004
200 l	0781 516 2006

Quantity	Order number
1 l	0781 516 3001
5 l	0781 516 3004
20 l	0781 516 3007
200 l	COMING SOON 0781 516 3010



**STIHL CHAIN OIL: FOR SMOOTH WORKING**

All STIHL chain oils are subject to extensive internal and external checks for ideal compatibility with our chainsaws and cutting attachments. This means that they are ideally attuned to the tools and you benefit from:

- ✔ **Optimum lubrication** for minimum wear of the saw chain and guide bar
- ✔ **Protection against corrosion** of the cutting attachment
- ✔ **Protection against adhesion or gumming** of the cutting attachment during storage
- ✔ **A cooling effect** to protect against the saw chain overheating
- ✔ **Longer-lasting adhesion** to the saw chain and bar

CHAIN OILS	Base oils	Lubrication	Special features	Service life (years) <sup>©</sup>	Free-flowing in cold conditions down to (°C)
<b>FORESTPLUS</b>	Mineral	good	-	3	-15
<b>SYNTHPLUS</b>	Synthetic and mineral	very good	High-performance oil	7	-25
<b>BIOPLUS</b>	Plant-based oil	good	Environmentally friendly, biodegradable	4	-20
<b>HEAVY DUTY PLUS</b>	Synthetic and mineral	very good	Thick formula for harsh conditions, great adhesion properties	7	-20



### HEAVY DUTY PLUS BAR AND CHAIN OIL

Designed for the lubrication of both fixed and mobile equipment which is operating under normal to harsh conditions. Contains additives which improve adhesion to components and reduce fling-off, as well as providing excellent anti-wear and corrosion protection.

Quantity	Order number
1 l	7004 871 0396
5 l	7004 871 0397
20 l	7004 871 0052



### MULTIOIL BIO

Multi-functional oil with a diverse range of uses. Can be used as a lubricant (for example with GTA 26), cleaner, corrosion protection, rust protection, and penetrating oil. Cannot be used as a chain lubricant for MS. The oil has an eco-friendly composition, as it is 90% produced from renewable raw materials and is 90% biodegradable. Natural oil base, does not resinify.

50 ml	
Order number	0782 516 8500



### SUPERLUB

High-performance gear lubricant for all STIHL brushcutters, clearing saws and pole pruners.

<b>Tube, 80 g</b>	
Order number	0781 120 1117
<b>Tube, 225 g</b>	
Order number	0781 120 1118



### MULTIPURPOSE GREASE

Multi-purpose grease for all STIHL hedge trimmer and electric chainsaw gear systems.

<b>Tube, 80 g</b>	
Order number	0781 120 1109
<b>Tube, 225 g</b>	
Order number	0781 120 1110



### POURING AIDS FOR CHAIN OIL

For easy, clean dosing and refilling.

<b>For 20 l, tap</b>	
Order number	0000 881 0119

© Appropriate storage conditions: in technically approved airtight containers. In dry, dark storage conditions at a maximum room temperature of 20°C



## FUELS AND LUBRICANTS FOR 4-STROKE ENGINES



- Smooth power tool operation
- Ideal lubrication of all components with low consumption
- High environmental compatibility

### 10W30

High-quality engine oil for a wide range of usage conditions, developed especially for the requirements of 4-stroke engines. Outstanding lubrication and combustion properties, can be used year-round down to -30°C.



Quantity  
**600 ml**

Order number  
**0781 309 1000**

# CLEANING AGENTS

- Formulations coordinated to suit every cleaning task
- Optimum protection against corrosion
- Effective lubricants for various areas of use

## SUPERCLEAN

Spray with dual function: removes resin and dirt, while providing lubrication and corrosion protection. For cutting attachments, hedge trimmer blades and chainsaws.



Can, 300 ml

Order number **7004 871 0438**

## VARIOCLEAN

Special cleaner for dissolving and removing organic oil residues and for cleaning housings and STIHL HD2 filters (white), wire mesh filters (silver) and PA filters (white).



Spray bottle, 500 ml

Order number **7004 871 0439**

## MULTISPRAY

Multi-functional oil for lubrication and removing dirt and stubborn parts, as well as corrosion protection, contact spray and penetrating oil.



Can, 400 ml

Order number **7004 871 0437**

## VARIOCLEAN ECO

Versatile and material-friendly special cleaner, 92% composed of ingredients of natural origin. For loosening and cleaning surface dirt on STIHL power tools and cutting attachments, for instance from oils, greases, resin, plant residue and grass stains, as well as for cleaning air filters on chainsaws and wet/dry vacuums (HD2, wire, PA, PET and PTFE filters). Pleasant odour. Spray bottles made from at least 50% recycled material.



Spray bottle, 500 ml

Order number **0782 516 8006**

## MULTICLEAN

Universal cleaning agent for plastic, metal, rubber and painted surfaces. Thoroughly and gently removes even stubborn dirt. High material compatibility.



Spray bottle, 500 ml

Order number **0782 516 8200**



Contact spray  
Penetrating oil  
Corrosion protection  
Lubricant  
  
Oil  
Plant-based oil  
Resin  
Adhesive residue  
Rust  
Tar  
Dirt  
Grass stains

CLEANING AGENTS						
	APPLICATIONS	EFFECT	REMOVED		INFORMATION ON USE	
<b>SUPERCLEAN</b>	Cutting attachments, hedge trimmer blades and chainsaws	- - ● ●		- - ● - ● - ● -	Spray into cutting tools after each use. Briefly run the hedge trimmer blade after spraying.	
<b>MULTISPRAY</b>	Tools and machines	● ● ● ●		- - - ● ● ● - -	Spray tools and wipe with a cloth.	
<b>MULTICLEAN</b>	Plastic, metal, rubber and painted surfaces	- - - -		● ● ● - - - ● ●	Spray MultiClean onto a microfibre cloth, for example, and wipe the surface with it.	
<b>VARIOCLEAN/ VARIOCLEAN ECO</b>	Air filters, cutting attachments, blades, circular saw blades, and machine housing	- - - -		● ● ● - - - ● ●	Spray tools and power tools, wash off with water after 3 – 5 minutes of exposure time, and dry with a cloth. Then protect cutting attachments and tools against corrosion using MultiSpray.	



**iMOW® & LAWN MOWER CARE & CLEAN KIT**

Cleaning and maintenance kit for iMOW® and lawn mower. For effective cleaning of the housing, mower unit, and iMOW® docking station.

**Standard pack**

- 1 × MultiClean, 500 ml
- 1 × Cleaning brush scraper
- 1 × Microfibre cloth (grey)

Order number **0782 516 8600**

● Suitable



**MS CARE & CLEAN KIT**

Cleaning and maintenance kit for STIHL chainsaws. For effective and gentle cleaning of surfaces, sprocket covers, cylinder fins, guide bars, oil holes, and HD2 air filters.

**Special value pack**

- 1 × VarioClean Eco, 500 ml
- 1 × Cleaning brush with groove cleaner
- 1 × Microfibre washbag for HD2 filter

Order number **0782 516 8609**

## ACCESSORIES FOR FUELS AND LUBRICANTS

- Fuel and lubricant transport made easier
- No mess when filling up power tools
- Reliable equipment for domestic as well as professional users

### MIXING BOTTLE

For easy mixing and filling of smaller fuel amounts up to 1 l. Narrow outlet spout, large filler opening, scales on the bottle and on the lid, can be closed.



Order number **0000 881 9411**

### 5LT FUEL CAN

Large fuel can with pull out spout for easy pouring. Meets the latest AS/NZ standards to ensure transporting and storing fuel is safe.



Order number **0000 881 9411**



## WORK CLOTHING FOR WEARING WHEN USING A CHAINSAW

- For professional applications in the forest and tree maintenance
- For working in the forest and on plots as well as for licensed harvesting of firewood
- Verified protection
- Comfortable to wear thanks to innovative materials and meticulous workmanship



## FUNCTION SERIES

The FUNCTION series forestry protective clothing has been specially developed for entry-level work with a chainsaw as well as occasional use. It offers verified cut protection and various practical solutions such as various pockets and comfortable ventilation openings.



### GOVERNMENT AND UTILITY TROUSERS



Fire resistant / electrical arc thermal protection. Feature 6 layers of advanced hi-tech cut resistant fabric that provides enhanced protection from chainsaw injuries. Suited for the professional user working where there is a risk of fire or other thermal hazards. Fire retardant treated cotton / nylon outer material for protection from thermal hazards, flame etardancy of the fabric meets the requirements of ASTM F1506. Metal free, low conductivity design meets ENA NENS 09-2014, high visibility reflective leg stripes compliant to AS/NZS 4602.1:2011. Fully washable at 40°C.



Trousers, cut protection class 1, design A (AS/NZS 4602.1:2011)

Navy		High-visibility orange	
Size	<b>S</b>	Size	<b>S</b>
Order number	<b>7004 884 6904</b>	Order number	<b>7004 884 6900</b>
Size	<b>M</b>	Size	<b>M</b>
Order number	<b>7004 884 6905</b>	Order number	<b>7004 884 6901</b>
Size	<b>L</b>	Size	<b>L</b>
Order number	<b>7004 884 6906</b>	Order number	<b>7004 884 6902</b>
Size	<b>XL</b>	Size	<b>XL</b>
Order number	<b>7004 884 6907</b>	Order number	<b>7004 884 6903</b>



## FUNCTION UNIVERSAL TROUSERS



Breathable material that is very comfortable to wear, available in anthracite, black and high-visibility orange. Freedom of movement in the seat and crotch, kidney protection, thorn protection on both the front and rear part of the leg area. Ventilation material on the back of the thighs.



Trousers, cut protection class 1, design A (AS/NZS 4453.3:1997)

Size	<b>XS</b>	Size	<b>XL</b>
Order number	<b>0088 342 1502</b>	Order number	<b>0088 342 1506</b>
Size	<b>S</b>	Size	<b>XXL</b>
Order number	<b>0088 342 1503</b>	Order number	<b>0088 342 1507</b>
Size	<b>M</b>	Size	<b>XXXL</b>
Order number	<b>0088 342 1504</b>	Order number	<b>0088 342 1508</b>
Size	<b>L</b>		
Order number	<b>0088 342 1505</b>		



## FUNCTION ERGO TROUSERS



Made of hard-wearing material for lasting durability. Modern and attractive design. Olive-green, high-visibility orange and black, elasticated inserts, ventilation zips, reinforced knees, reflective strips for good visibility, versatile pockets, two zipped front slit pockets.



Trousers, cut protection class 1, design A (AS/NZS 4453.3:1997)

Size	<b>XS</b>	Size	<b>L</b>
Order number	<b>0088 342 1002</b>	Order number	<b>0088 342 1005</b>
Size	<b>S</b>	Size	<b>XL</b>
Order number	<b>0088 342 1003</b>	Order number	<b>0088 342 1006</b>
Size	<b>M</b>	Size	<b>XXL</b>
Order number	<b>0088 342 1004</b>	Order number	<b>0088 342 1007</b>



## ADVANCE SERIES

Forestry protective clothing in the ADVANCE series with verified cut protection is made from particularly lightweight high-tech fibres, which ensure low weight, good breathability, and outstanding protection against wet and cold. Practical ventilation openings and clever pocket solutions offer additional comfort. Trousers and jackets in the ADVANCE series can be flexibly combined with one another.



### ADVANCE SERIES - IDEAL FOR MEN AND WOMEN

The ADVANCE series impresses not only with clever details, designs and functions but is also suitable for both men and women. Thanks to the high proportion of elastic materials, especially in ADVANCE X-Flex trousers, these fit a variety of body shapes perfectly while still ensuring maximum freedom of movement. Developed specially for STIHL, AVERTIC™ pro lite cut protection material is not just particularly breathable, but also ultra-light, making garments in this fabric very comfortable to wear. Many of the jackets and trousers in the ADVANCE series are available in a wide range of sizes, ensuring that all women can find the forestry protective clothing that suits them best.



ESPECIALLY LIGHT FOR SUMMER USE



### ADVANCE X-LIGHT TROUSERS

Made from ultra-light, extremely breathable AVERTIC™ pro lite cut protection material, developed exclusively for STIHL. This six-layer material is approximately 20% lighter than the previous six-layer cut protection inserts version. Black, specialised ventilation fabric on the back of the leg makes this clothing perfect for hot days, fully elasticated crotch with ProElast, closable pockets, long zip makes the overalls easy to put on and take off, reflective areas for better visibility.

**Trousers, cut protection class 1, design A (AS/NZS 4453.3:1997)**

Size	<b>S</b>	Size	<b>XL</b>
Order number	<b>0088 342 1403</b>	Order number	<b>0088 342 1406</b>
Size	<b>M</b>	Size	<b>XXL</b>
Order number	<b>0088 342 1404</b>	Order number	<b>0088 342 1408</b>
Size	<b>L</b>		
Order number	<b>0088 342 1405</b>		

PARTICULARLY ROBUST AND FLEXIBLE



### ADVANCE X-FLEX TROUSERS

Made from ultra-light, extremely breathable AVERTIC™ pro lite cut protection material, developed exclusively for STIHL. This six-layer material is approximately 20% lighter than the previous six-layer cut protection inserts version. Black and high-visibility orange, special crotch construction for ease of movement, extraordinarily hard-wearing outer fabric, elastic and breathable, elasticated and waterproof knee protection, thorn and water protection in the lower leg area, dirt-resistant, long ventilation zips on the back of the legs.

**Trousers, cut protection class 1, design A (AS/NZS 4453.3:1997)**

Size	<b>XS</b>	Size	<b>L</b>
Order number	<b>0088 342 1202</b>	Order number	<b>0088 342 1205</b>
Size	<b>S</b>	Size	<b>XL</b>
Order number	<b>0088 342 1203</b>	Order number	<b>0088 342 1206</b>
Size	<b>M</b>	Size	<b>XXL</b>
Order number	<b>0088 342 0152</b>	Order number	<b>0088 342 1208</b>

PERFECT FOR AUTUMN/WINTER USE



### ADVANCE X-SHELL JACKETS

Highly elastic, fast-drying and warm. Black areas are water-resistant and breathable, coloured zones are waterproof and breathable. Breast pocket, inner pocket and abrasion protection on the shoulders. High-visibility orange: with sleeve pocket, reflective piping and large STIHL logo on the back.

**High-visibility orange/black**

Size	<b>XS</b>	Size	<b>L</b>
Order number	<b>0088 579 0044</b>	Order number	<b>0088 335 1205</b>
Size	<b>S</b>	Size	<b>XL</b>
Order number	<b>0088 335 1203</b>	Order number	<b>0088 335 1206</b>
Size	<b>M</b>	Size	<b>XXL</b>
Order number	<b>0088 335 1204</b>	Order number	<b>0088 335 1207</b>



IDEAL FOR OCCASIONAL USE



### CHAPS 270° FRONT LEG PROTECTION

Outer fabric: 65% polyester, 35% cotton  
Lining: 100% polyester



For occasional chainsaw use - simply pull on over your work trousers, do them up and get going. Available in anthracite and high-visibility orange with a denim look. More comfort thanks to elastic belts, lightweight and breathable, reflective STIHL logo on the right side, extended cut protection area.



Cut protection class 1, design B (AS/NZS 4453.3:1997)

Size	<b>XS</b>	Size	<b>L</b>
Length	<b>85 cm</b> <sup>Ⓞ</sup>	Length	<b>100 cm</b> <sup>Ⓞ</sup>
Order number	<b>0088 521 0301</b>	Order number	<b>0088 521 0304</b>
Size	<b>S</b>	Size	<b>XL</b>
Length	<b>90 cm</b> <sup>Ⓞ</sup>	Length	<b>105 cm</b> <sup>Ⓞ</sup>
Order number	<b>0088 521 0302</b>	Order number	<b>0088 521 0305</b>
Size	<b>M</b>		
Length	<b>95 cm</b> <sup>Ⓞ</sup>		
Order number	<b>0088 521 0303</b>		



Ⓞ Measured from waistband to trouser hem



**PROFESSIONAL PROTECTIVE CHAPS**

Designed to be worn over pants or shorts. Chainsaw protection to AS/NZS 4453:1997. Made from light-weight material with adjustable quick release clips and snag resistant calf covers, for professional users.

<b>Navy</b>	
Size	<b>Short/S</b>
Order number	<b>7004 885 2106</b>
Size	<b>Regular/M</b>
Order number	<b>7004 885 2107</b>
Size	<b>Tall/L</b>
Order number	<b>7004 885 2108</b>



**GOVERNMENT AND UTILITY PROTECTIVE CHAPS**



Fire resistant / electrical arc thermal protection. Feature 6 layers of advanced hi-tech cut resistant fabric that provides enhanced protection from chainsaw injuries. Suited for the professional user working where there is a risk of fire or other thermal hazards. Fire retardant treated cotton / nylon outer material for protection from thermal hazards, flame retardancy of the fabric meets the requirements of ASTM F1506. Metal free, low conductivity design meets ENA NENS 09-2014, high visibility reflective leg stripes compliant to AS/NZS 4602.1:2011.






Fully washable at 40° C. Adjustable, quick release leg clips with snag-resistant calf covers, quick release belt, adjustable from 75 - 130 cm.



Trousers, cut protection class 1, design A (AS/NZS 4602.1:2011)

<b>Navy</b>		<b>High-visibility orange</b>	
Size	<b>Short</b>	Size	<b>Short</b>
Order number	<b>7004 885 2100</b>	Order number	<b>7004 885 2103</b>
Size	<b>Regular</b>	Size	<b>Regular</b>
Order number	<b>7004 885 2101</b>	Order number	<b>7004 885 2104</b>
Size	<b>Tall</b>	Size	<b>Tall</b>
Order number	<b>7004 885 2102</b>	Order number	<b>7004 885 2105</b>



		Order number	Sizes (99 = made-to-measure)	Colour	Cut protection design / cut protection class	Number of layers			
<b>FUNCTION SERIES</b>									
	<b>FUNCTION UNIVERSAL TROUSERS</b>	0088 342 1502	XS	●	A/1	9			
		0088 342 1503	S						
		0088 342 1504	M						
		0088 342 1505	L						
		0088 342 1506	XL						
		0088 342 1507	XXL						
	<b>FUNCTION ERGO TROUSERS</b>	0088 342 1002	XS	●	A/1	8			
		0088 342 1003	S						
		0088 342 1004	M						
		0088 342 1005	L						
		0088 342 1006	XL						
		0088 342 1007	XXL						
	<b>GOVERNMENT &amp; UTILITY TROUSERS</b>	7004 884 6904	S	●	A/1	6			
		7004 884 6905	M						
		7004 884 6906	L						
		7004 884 6907	XL	●					
		7004 884 6900	S						
		7004 884 6901	M						
		7004 884 6902	L						
7004 884 6903	XL								
<b>ADVANCE SERIES</b>									
	<b>ADVANCE X-SHELL JACKETS</b>	0088 335 1203	S	●	-	-			
		0088 335 1204	M						
		0088 335 1205	L						
		0088 335 1206	XL						
		0088 335 1207	XXL						
	<b>ADVANCE X-LIGHT TROUSERS</b>	0088 342 1403	S	●	A/1	6			
		0088 342 1404	M						
		0088 342 1405	L						
		0088 342 1406	XL						
		0088 342 1407	XXL						
		0088 342 1408	XXXL						
	<b>ADVANCE X-FLEX TROUSERS</b>	0088 342 1202	XS	●	A/1	6			
		0088 342 1203	S						
		0088 342 1204	M						
		0088 342 1205	L						
		0088 342 1206	XL						
		0088 342 1207	XXL						
		0088 342 1208	XXXL						
		<b>PROTECTIVE CHAPS</b>							
	<b>FUNCTION FRONT LEG PROTECTION</b>	0088 521 0301	XS - Length 85 cm	●	B/1	6			
		0088 521 0302	S - Length 90 cm						
		0088 521 0303	M - Length 95 cm						
		0088 521 0304	L - Length 100 cm						
		0088 521 0305	XL - Length 105 cm						
	<b>PROFESSIONAL PROTECTIVE CHAPS</b>	7004 885 2106	Short	●	A/1	6			
		7004 885 2107	Regular						
		7004 885 2108	Tall						
	<b>GOVERNMENT &amp; UTILITY CHAPS</b>	7004 885 2100	Short	●	A/1	6			
		7004 885 2101	Regular						
		7004 885 2102	Tall						
		7004 885 2103	Short				●	A/1	6
		7004 885 2104	Regular						
		7004 885 2105	Tall						

● Available  
- Not available

+ Good  
++ Very good  
+++ Excellent

⓪ Please use braces with clips for models without buttons  
Ⓛ Only in the crotch

Approx. weight (kg) for size M	Cut protection developed exclusively for STIHL	Elastic waistband	Ventilation openings / ventilation zips / special ventilation material	Buttons for braces <sup>①</sup> / Loops for braces	Slim fit / regular fit	Elastic outer fabric / elastic inserts / inserts made of ProElast	Durability of outer fabric	Resistance to dirt and water	Breathability	Low temperature protection	UV protection factor EN 13758-2 / UV standard 801	Material
1.25	-	●	-/-/●	●/-	-/●	●/-/-	++	-	++	+	-/60	Anthracite, high-visibility orange: 100% polyester Black: 65% polyester, 35% cotton Lining: 100% polyester
1.4	●	●	-/●/-	●/-	-/●	-/●/-	++	-	++	+	-/60	Outer fabric: 65% polyester, 35% cotton High-visibility orange: 70% polyester, 30% cotton Lining: 100% polyester
-	-	-	-/-/-	-/-	-/●	-/-/-	++	-	+	-	-/-	Outer fabric: 88% cotton, 12% nylon, FR treated Lining: 100% cotton, FR treated
0.7	-	-	-/-/-	-/-	●/-	●/-/-	+++	+++	++	+++	40+/-	Outer fabric: 100% polyester Membranes: polyurethane
0.99	●	●	-/-/●	●/-	●/-	●/-/● <sup>②</sup>	+	++	+++	-	40+/-	<b>ADVANCE X-LIGHT</b> Outer fabric: 75% polyester, 20% polyamide, 5% polyurethane Lining: 100% polyester
1.3	●	●	-/●/-	●/-	●/-	●/-/● <sup>②</sup>	+++	+++	+++	-	40+/-	<b>ADVANCE X-FLEX</b> Outer fabric: 89% polyester, 11% elastane Lining: 100% polyester
-	-	-	-	-	-	-	-	-	-	-	-	Outer fabric: 65% polyester, 35% cotton High-visibility orange: 85% polyester, 15% cotton
-	●	-	-	-	-/●	-	+++	●	+	-	-	Outer fabric: 100% nylon, PU coated Lining: 65% polyester, 35% cotton
-	-	-	-	-	-/●	-	++	-	+	-	-	Outer fabric: 88% cotton, 12% nylon, FR treated Lining: 88% cotton, 12% nylon, FR treated
-	-	-	-	-	-/●	-	++	-	+	-	-	Outer fabric: 88% cotton, 12% nylon, FR treated Lining: 88% cotton, 12% nylon, FR treated



## WORK CLOTHING FOR WEARING WHEN USING POWER TOOLS

- For optimum protection when maintaining green areas
- Great user comfort
- High-quality design packed with extra features



ONLY WHILE STOCKS LAST!

### PROTECT FS CLEARING SAW PROTECTIVE TROUSERS

Outer fabric: 65% polyester, 35% cotton  
Lining: 100% polyester

With breathable impact protection. Green, long ventilation openings at the rear, loops for FS braces, many practical pockets. Also available in high-visibility orange. See Protect FS, high-visibility orange on page 242.

Size XS  
Order number 0000 888 6244

Size S  
Order number 0000 888 6248



ONLY WHILE STOCKS LAST!

### TRIPROTECT FS CLEARING SAW PROTECTIVE TROUSERS

Outer fabric: 65% recycled polyester, 35% organic cotton  
Lining: 100% polyester

Triple-function trousers: impact protection, with thorn and water resistance. Peat colour, excellent breathability, ventilation zips on the back of the thighs, two hip pockets with zips, back pocket and tape measure pocket on the right, thigh pocket with integrated phone pocket on the left.

Size XS  
Order number 0000 884 9444

Compatible accessories: FS braces

## BRACES

82% polyester, 18% elastodiene (natural rubber), loops and back section: leather

Orange. With buttons.



Length **120 cm** Width **4 cm**  
Order number **7004 871 0484**

82% polyester, 18% elastodiene (natural rubber)

Orange. With metal clips with plastic inlay.



Length **130 cm** Width **4 cm**  
Order number **0000 884 1512**

## FS BRACES

82% polyester, 18% elastodiene (natural rubber), loops and back section: leather

Orange, elasticated braces with elasticated Velcro, prevents chafing from the harness, suitable for all sizes



Length **110cm** Width **5cm**  
Order number **0000 884 1593**



## FS LEG PROTECTION

65% polyester, 35% cotton

Black. Breathable shin and knee protection. To protect against whirled-up particles during extreme work with clearing saws. For insertion into the interior leg pocket.

Length **50cm**  
Order number **0000 885 1801**



## HIGH-VISIBILITY CLOTHING

- High-visibility clothing for good visibility when working on roads or train tracks, or in poor weather conditions
- High-visibility clothing for optimal protection in any weather
- High-visibility clothing for working with clearing saws or chainsaws



### PROTECT FS CLEARING SAW AND HIGH-VISIBILITY TROUSERS

Outer fabric: 70% polyester, 30% cotton,  
Lining: 100% polyester



For working on train tracks and streets. High-visibility orange, hard-wearing outer fabric, breathable impact protection, reflective strips and long ventilation openings at the rear, loops for FS braces. The FS additional leg protection for extreme work conditions can be inserted inside the leg pockets.

#### Trousers, high-visibility class 2 (EN ISO 20471)

Size	<b>XS</b>	Size	<b>L</b>
Order number	<b>0000 888 6144</b>	Order number	<b>0000 888 6156</b>
Size	<b>S</b>	Size	<b>XL</b>
Order number	<b>0000 888 6148</b>	Order number	<b>0000 888 6160</b>
Size	<b>M</b>		
Order number	<b>0000 888 6152</b>		

**Compatible accessories:** FS braces FS leg protection

(Page 247)



# WEATHERPROOF CLOTHING AND FUNCTIONAL CLOTHING

- Breathable, functional clothing, ideal for physically demanding work
- Protection against rain, wind and snow
- Wicks moisture from the inside to the outside

## DUROFLEX WEATHERPROOF JACKET



Made from waterproof, elastic and durable material. High-visibility orange.



**Outer fabric: 100% polyester, coating: 100% polyurethane**

Breathable due to ventilation openings on the sleeve, as well as on the front and rear sections. Hood that can be stored in the collar.

Size	<b>S</b>	Size	<b>XL</b>
Order number	<b>0088 554 0203</b>	Order number	<b>0088 554 0206</b>
Size	<b>M</b>	Size	<b>XXL</b>
Order number	<b>0088 554 0204</b>	Order number	<b>0088 554 0207</b>
Size	<b>L</b>		
Order number	<b>0088 554 0205</b>		





## DYNAMIC MAG COOL FUNCTIONAL T-SHIRT

Outer fabric: 100% polyester

With chainsaw graphic print. Extremely functional, wicks moisture away from the body, breathable, quick-drying, odour-neutral.



### Black, graphic in silver

Size	<b>S</b>	Size	<b>XL</b>
Order number	<b>0088 302 0048</b>	Order number	<b>0088 302 0060</b>
Size	<b>M</b>	Size	<b>XXL</b>
Order number	<b>0088 302 0052</b>	Order number	<b>0088 302 0064</b>
Size	<b>L</b>		
Order number	<b>0088 302 0056</b>		

### High-visibility orange, graphic in black

Size	<b>S</b>	Size	<b>XL</b>
Order number	<b>0088 302 0148</b>	Order number	<b>0088 302 0160</b>
Size	<b>M</b>	Size	<b>XXL</b>
Order number	<b>0088 302 0152</b>	Order number	<b>0088 302 0164</b>
Size	<b>L</b>		
Order number	<b>0088 302 0156</b>		

## ADVANCE FUNCTIONAL CLOTHING

Outer fabric: 60% polyester, 34% polyamide, 6% elastane

Ideal body temperature regulation, fast-drying because moisture is drawn away from the body, seamlessly woven functional zones and anti-odour, anti-bacterial properties thanks to silver ions. The close-fitting design prevents ticks from getting inside. With knitted chainsaw motif. UV protection, EN 13758-1: 50+.



### Short-sleeved functional shirt

With round neck.

Size	<b>S</b>
Order number	<b>0088 585 0048</b>
Size	<b>M</b>
Order number	<b>0088 585 0052</b>
Size	<b>L</b>
Order number	<b>0088 585 0056</b>
Size	<b>XL</b>
Order number	<b>0088 585 0060</b>
Size	<b>XXL</b>
Order number	<b>0088 585 0064</b>



### Long-sleeved functional shirt

With zip closure and thumb loop.

Size	<b>S</b>
Order number	<b>0000 888 6048</b>
Size	<b>M</b>
Order number	<b>0000 888 6052</b>
Size	<b>L</b>
Order number	<b>0000 888 6056</b>
Size	<b>XL</b>
Order number	<b>0000 888 6060</b>
Size	<b>XXL</b>
Order number	<b>0000 888 6064</b>



### Functional trousers, long

Thermal functional zones on the backs of the legs and the seat.

Size	<b>S</b>
Order number	<b>0000 888 5948</b>
Size	<b>M</b>
Order number	<b>0000 888 5952</b>
Size	<b>L</b>
Order number	<b>0000 888 5956</b>
Size	<b>XL</b>
Order number	<b>0000 888 5960</b>
Size	<b>XXL</b>
Order number	<b>0000 888 5964</b>



## FACE, EAR AND HEAD PROTECTION, SAFETY GLASSES, AND WORK GLOVES

- Protects the head, ears and face from engine noise, wood chips and pebbles
- Individually-adjustable combined face and ear protection
- The appropriate ear, eye and hand protection for your individual needs



### EAR PROTECTION

#### STIHL TIMBERSPORTS® EARMUFFS

TIMBERSPORTS® design earmuffs with padded headband and soft ear pads for high comfort. High noise protection: SNR 27 (H: 34; M: 25; L: 18).



Order number **0000 884 0546**

#### DYNAMIC BT EARMUFFS

The STIHL DYNAMIC Soand ear protectors reduce high noise emissions to safeguard your hearing as you work. In-built Bluetooth® means these ear protectors enable you to use smartphone functions while you work.



#### DYNAMIC SOUND

Ear protection  
(noise protection values)

SNR 29  
(H: 33; M: 26; L: 18)

Features and equipment

- Wide range of uses
- Use of smartphone functions via Bluetooth®
- Separate AUX input
- Battery runtime of up to 38 hours

Bluetooth®



Order number **0000 884 0519**



#### EAR PROTECTION WITH BLUETOOTH®

Equipped with Bluetooth®-enabled, ear protection, you can communicate and receive information via your smartphone when you're working, without having to take your device out of your pocket. A radio link is established via Bluetooth® between your smartphone and the ear protection, and data can be transferred wirelessly (range from the smartphone or other electronic devices: approx. 10 m). Stream music and messages, or make calls using the 3-button operation directly via your ear protection. With our Bluetooth®-enabled protective equipment, you can always stay in contact even while you're working!

## SAFETY GLASSES

**NEW FUNCTION LIGHT SAFETY GLASSES**

The STIHL FUNCTION Light safety glasses offer protection for professionals and private users in gardening or landscaping®. Your eyes are particularly well shielded thanks to the side protection. These safety glasses are scratch-resistant and therefore durable. The FUNCTION Light safety glasses from STIHL with 100% UV protection are available in two different lens colors. Ballistic protection class F (45 m/s).

**Clear**

Certification AS/NZS 13371:2010  
Order number **0000 884 0361**

**Grey**

Certification AS/NZS 13371:2010  
Order number **0000 884 0362**



© When working with brushcutters, edge trimmers, clearing saws, blowers/mistblowers and cut-off saws, eye protection (safety glasses complying with EN 166) must always be worn



# ADVANCE PROCOM

## SMART, EFFICIENT, COMFORTABLE COMMUNICATION

ADVANCE ProCOM acts as both ear protection and an innovative communications solution, specifically tailored to needs in forestry and tree maintenance. Its technology allows up to 16 people to be connected within a network, so users can stay in direct contact across distances of up to 600 m. Each headset also acts as a signal repeater, meaning that wider areas can be covered by larger teams. Efficient sound insulation in which machine sounds are actively dampened by filtering, as well as very good voice quality enable concentrated work as well as clear, comfortable communication even in loud environments. Smartphone functions can be used via Bluetooth® connection, as well as the integration of classic radio devices into communication using the ADVANCE ProCOM.

SNR 32 (H: 35; M: 29; L: 23)



### ADVANCE PROCOM EAR PROTECTORS

Order number **0000 884 0544**

## ADVANCE PROCOM EAR DEFENDERS SET



ADVANCE ProCOM acts as both ear protection and an innovative communications solution, specifically tailored to needs in forestry and tree maintenance. Its technology allows up to 16 people to be connected within a network, so users can stay in direct contact across distances of up to 600 m. Each headset also acts as a signal repeater, meaning that wider areas can be covered by larger teams. Efficient sound insulation in which machine sounds are actively dampened by filtering, as well as very good voice quality enable concentrated work as well as clear, comfortable communication even in loud environments. Smartphone functions can be used via Bluetooth® connection, as well as the integration of classic radio devices into communication using the ADVANCE ProCOM. The integrated FM radio also provides entertainment as you work.

EN 352, SNR 31 (H: 36; M: 29; L: 21)



**Helmet Mounted Advance ProCOM Ear Protectors**  
Order number **0000 889 8011**

**Advance ProCOM Helmet Mounted Earmuff Adapter**  
Required to fit Function Basic (Not required for X-Vent)  
Order number **0000 889 8013**



**Advance ProCOM Hygiene Kit**  
Order number **0000 889 9047**





FACE AND EAR PROTECTION



SERIES	FUNCTION		DYNAMIC	
	FUNCTION GSS PC	FUNCTION GSS PA	DYNAMIC GPC	DYNAMIC GPA
Ear protection (noise protection values)	SNR 34 (H: 33; M: 31; L: 28) <sup>ⓐ</sup>	SNR 34 (H: 33; M: 31; L: 28) <sup>ⓐ</sup>	SNR 31 (H: 35; M: 29; L: 19) <sup>ⓐ</sup>	SNR 31 (H: 35; M: 29; L: 19) <sup>ⓐ</sup>
Certification/ Standard	EN 166, EN 352	EN 1731, EN 352	EN 166, EN 352	EN 1731, EN 352
Features and equipment	<ul style="list-style-type: none"> <li>• Face protection with plastic shield (polycarbonate PC)</li> <li>• 100% UV protection</li> <li>• Double headband<sup>ⓑ</sup></li> <li>• Includes four ear plugs</li> </ul>	<ul style="list-style-type: none"> <li>• Face protection with nylon mesh (polyamide PA)</li> <li>• Double headband<sup>ⓑ</sup></li> <li>• Includes four ear plugs</li> </ul>	<ul style="list-style-type: none"> <li>• Face protection with plastic shield (polycarbonate PC)</li> <li>• 100% UV protection</li> <li>• Enlarged visor with anti-fog coating</li> <li>• Additional forehead protection</li> <li>• Ear defenders with good noise protection</li> </ul>	<ul style="list-style-type: none"> <li>• Face protection with nylon mesh (polyamide PA)</li> <li>• Soft padding on the head strap</li> <li>• Enlarged visor</li> <li>• Additional forehead protection</li> <li>• Ear defenders with good noise protection</li> </ul>
<b>Order number</b>	<b>0000 884 0255</b>	<b>0000 884 0252</b>	<b>0000 884 0253</b>	<b>0000 884 0254</b>

ⓐ When working with brushcutters, edge trimmers, clearing saws, blowers/mistblowers and cut-off saws, eye protection (EN 166-compliant safety glasses) must always be worn

ⓑ Supports the back of the head, prevents slipping, fit can be individually adapted





FUNCTION BASIC



ADVANCE X-VENT

Order number	Colour	Ear protection	Standard number	Face protection	Helmet shell	Inner fittings	Adjustable ratchet	Ventilation	Balance	Sweatband	Light transmission	Rain gutter	Functionality	
<b>FUNCTION SERIES</b>														
<b>FUNCTION BASIC</b> Helmet set	7004 888 0800	●	SNR 24 (H:27; M:22; L:15)	AS/NZS 1801 1270:2002	Nylon mesh, long service life	HDPE	6-point	-	Slits	+	Functional textile	61%	●	+
<b>ADVANCE SERIES</b>														
<b>ADVANCE X-VENT</b> Helmet set	7004 884 0109	●	SNR 29 (H:34; M:27; L:19)	AS/NZS 1801 1270:2002	Spring steel mesh, very high light transmission	ABS	6-point	●	Slits	+++	Functional material	75 - 80%	-	+++

ACCESSORIES FOR FUCTION BASIC HELMET

**VISOR HOLDER  
FUNCTION BASIC**

Compatible with Function Basic  
Helmet (7004 888 0800).



Order number **0000 889 9042**

**REPLACEMENT EAR MUFF  
FUNCTION BASIC**

Replacement earmuffs to fit  
Function Basic helmet.



Order number **0000 889 9019**

**NYLON MESH VISOR  
FUNCTION BASIC**



Order number **0000 889 9028**

**CHIN STRAP  
FUNCTION BASIC**

For fastening the helmet set  
securely on the head.  
The addition of chin strap  
does not make Function Basic  
helmet suitable for climbing  
applications.



Order number **0000 889 8003**

- Fitted as standard
- Optional
- Not available
- + Normal
- ++ Good
- +++ Very good

## ACCESSORIES FOR ADVANCE X-VENT HELMET

**STAINLESS STEEL MESH VISOR  
ADVANCE X-VENT**

Replacement honeycomb stainless steel mesh visor to suit the Advance X-Vent helmet.



Order number **7004 888 0300**

**VISOR HOLDER  
ADVANCE X-VENT**

Order number **0000 889 9013**

**REPLACEMENT EAR MUFF  
ADVANCE X-VENT**

Order number **7004 888 0200**

**SHORT PEAK VISOR  
ADVANCE X-VENT**

The short visor protects your eyes against glare from direct sunlight and from rain. The glare shield can be easily attached and removed again as necessary.



Order number **0000 889 9011**

**REPLACEMENT HELMET HARNESS  
ADVANCE X-VENT**

Suits updated helmet with "Version 2" sticker only.



Order number **0000 889 9052**

**CHIN STRAP**

For fastening the helmet set securely on the head. The addition of chin strap does not make Advance X-Vent helmet suitable for climbing applications.



Order number **0000 889 8007**

**NYLON MESH VISOR  
ADVANCE X-VENT**

Order number **7004 888 0301**

**INTEGRATED GLASSES  
ADVANCE X-VENT  
COMING Q3**

Order number **0000 894 9402**

**HELMET SWEATBAND  
ADVANCE X-VENT**

Suits updated helmet with "Version 2" sticker only



Order number **0000 889 9053**

**EAR MUFF HYGIENE KIT  
ADVANCE X-VENT**

Order number **0000 889 9009**





WORK GLOVES



SERIES	FUNCTION	
	FUNCTION SENSOTOUCH	FUNCTION UNIVERSAL
Material	Knitted with nitrile dipping	Cowhide leather / canvas back
Certification / Standard	EN 388, EN ISO 21420	EN 388, EN ISO 21420
Performance levels according to EN 388: Abrasion / cut / tear / perforation	4/1/2/1	2/1/3/3
Fit	+++	+
Sensitivity	+++	+
Durability	+	++
Low temperature protection	-	-
Cuff	Elastic	Open cuff
Special features	Suitable for operating touchscreens	Long cuff
<b>Order number</b>	M = 9 <b>0088 611 1509</b> L = 10 <b>0088 611 1510</b> XL = 11 <b>0088 611 1511</b>	Universal size <b>0088 611 1410</b>

+ Good    ++ Very good    +++ Excellent    - Not available



<b>DUROGRIP FUNCTION</b>	<b>DYNAMIC</b>	
	<b>DYNAMIC DURO</b>	<b>DYNAMIC SENSLIGHT</b>
Knit with latex dipping	Cowskin leather	Sheepskin leather / textile back
EN 388, EN ISO 21420	EN 388, EN ISO 21420	EN 388, EN ISO 21420
1/2/2/2	2/1/3/2	1/1/1/2
++	++	++
+	+	+++
+++	+++	++
++	-	-
Elastic	Open cuff	Elasticated, Velcro
Good (wet) grip, good water protection	All-round leather	Lightweight, reflective strips
S = 8 <b>0088 611 1008</b> M = 9 <b>0088 610 0109</b> L = 10 <b>0088 611 0110</b> XL = 11 <b>0088 611 0111</b>	S = 8 <b>0088 611 1308</b> M = 9 <b>0088 611 1309</b> L = 10 <b>0088 611 1310</b> XL = 11 <b>0088 611 1311</b>	S = 8 <b>0088 611 0808</b> M = 9 <b>0088 611 0809</b> L = 10 <b>0088 611 0810</b> XL = 11 <b>0088 611 0811</b>



SECATEURS



SERIES	BYPASS				
	PG 10	PG 20	PG 30	FELCO F 6	FELCO F 8
Length (cm)	22	22	22	20	21
Weight (g)	230	240	255	210	245
Branch diameter up to (mm)	20	25	25	20	25
Viticulture <sup>①</sup>	+	++	+++	+++	+++
Orchards <sup>②</sup>	+	++	+++	++	+++
Horticulture <sup>③</sup>	++	++	++	+++	++
Garden and park maintenance <sup>④</sup>	+	+++	+++	++	+++
Equipment	Wire-cutting notch, single-hand clasp	Wire-cutting notch, single-hand clasp	Wire-cutting notch, single-hand clasp, sap groove	Wire-cutting notch, single-hand clasp, sap groove	Wire-cutting notch, single-hand clasp, sap groove
<b>Order number</b>	<b>0000 881 3604</b>	<b>0000 881 3637</b>	<b>0000 881 3638</b>	<b>0000 881 8501</b>	<b>0000 881 8503</b>



+ Suitable  
 ++ Very suitable  
 +++ Extremely suitable

① Cutting work on vines  
 ② Pruning, rejuvenating and harvesting cuts

③ Cutting and rejuvenating work (plants and flowers)  
 ④ Cutting and rejuvenating work (shrubs and hedges)



			ANVIL
FELCO F 9 (for left-handed use)	FELCO F 2	FELCO F 7	PG 25
21	22	21	20
245	240	290	260
25	25	25	15
+++	++	+++	+
+++	++	+++	+++
++	++	++	+
+++	+++	+++	++
Wire-cutting notch, single-hand clasp, sap groove	Wire-cutting notch, single-hand clasp, sap groove	Wire-cutting notch, single-hand clasp, sap groove, revolving handle	Single-hand clasp
<b>0000 881 8504</b>	<b>0000 881 8500</b>	<b>0000 881 8502</b>	<b>0000 881 3639</b>



PRUNING SHEARS



SERIES	BYPASS			
	PB 10	PB 11	PB 20	PB 30
Length (cm)	60	75	80	83
Weight (g)	1,000	1,150	1,125	1,695
Branch diameter up to (mm)	35	35	42	50
Viticulture <sup>①</sup>	+++	+++	++	+++
Orchards <sup>②</sup>	+++	+++	++	+++
Horticulture <sup>③</sup>	++	++	++	++
Garden and park maintenance <sup>④</sup>	++	++	++	+++
Equipment	Full-to-cut cutting head, damper to protect the joints, holding grooves on the anvil		Full-to-cut cutting head, damper to protect the joints, holding grooves on the anvil	
Order number	0000 881 3669	0000 881 3670	0000 881 3664	0000 881 6500



**HOLSTER**

For STIHL PG 10, PG 20, PG 25 and PG 30 secateurs. Extremely hard-wearing cowskin, black

Order number **0000 881 3644**



**3-IN-1 SHARPENING TOOL**

Can be used for pruning shears and secateurs, axes and hatchets, as well as blades and household shears. Ergonomic design for ease of use and a professional sharpening result.

Order number **0000 881 9801**



**PH 10 HEDGE TRIMMER**

54 cm, 1,050 g. For soft to very tough hedges and shrubs. Specially coated and corrosion-resistant serrated blades with sap grooves, tool-free adjustment of the blade connection, beechwood handle, impact absorber.

Order number **0000 881 3671**

- + Suitable
- ++ Very suitable
- +++ Extremely suitable
- ① Cutting work on vines
- ② Pruning, rejuvenating and harvesting cuts



**SHARPENING STONE AND WHETSTONE**

For pruning shears, secateurs and hedge trimmers as well as precision grinding of bush hooks, debarking irons and axes. Two-sided with coarse and fine grain, for use with oil or water.

Order number **0000 881 6001**

- ① Cutting and rejuvenating work (plants and flowers)
- ② Cutting and rejuvenating work (shrubs and hedges)



**ANVIL**

**PB 25**

**PB 35**

80

80

1,245

1,460

40

48

-

-

++

+++

-

-

++

+++

Low-impact damper

Low-impact damper

**0000 881 3653**

**0000 881 3665**



**PR 40 CT TELESCOPIC SAW**

40 cm, approx. 520 g. Professional saw for use with telescopic shaft, with hard chrome-plated carbon steel edge that stays sharp for a long time, high-performance cutting edge with clearing slots to prevent jamming. Bark cutter prevents tearing of bark, the hook keeps the saw in the cut. With cover for safe storage.

Order number **0000 881 4141**



**TELESCOPIC SHAFT FOR PR 40 CT**

184 - 456 cm. High-strength, oval-shaped aluminium rod with clamp lever and lock for infinitely variable length adjustment. Heavy load position. Long rubber insulation on handle for a secure grip.

Order number **0000 881 4113**





### PRUNING SAWS

For quick and precise sawing. Three-sided Japanese tothing, impulse hardened, chrome-plated steel, conical blade shape, ergonomic softgrip handle, corrosion-resistant, with holster that can be attached on either side of the belt; can be used comfortably with either the left or right hand.

With straight saw blade for all-purpose use in horticulture and landscaping.



**PR 24, 24 cm saw blade, 305 g, branch Ø up to 100 mm**  
Order number **0000 881 8701 - WHILE STOCKS LAST**

With a curved saw blade for pressure-free sawing, including in tree maintenance work.



**PR 27 C, 27 cm saw blade, 358 g, branch Ø up to 120 mm**  
Order number **0000 881 8703**

**PR 33 C, 33 cm saw blade, 391 g, branch Ø up to 150 mm**  
Order number **0000 881 8704**

### PR 16 FOLDING SAW

For quick and precise sawing. Three-sided Japanese tothing, impulse hardened, chrome-plated steel, conical blade shape, ergonomic soft handle, folding saw blade, corrosion-resistant.



**16 cm saw blade, 160 g, branch Ø up to 65 mm**  
Order number **0000 881 8700**

### PLASTIC FELLING AND CUTTING WEDGES



Impact-resistant even at low temperatures. Polyamide, textured surface prevents the wedge from slipping out, in four lengths for medium and thick wood, enlarged wedge angle.

**200mm - WHITE**

Order number **7004 871 0152**



**150mm - ORANGE**

Order number **7004 871 0314**



**200 mm - ORANGE**

Order number **0000 893 6802**



**250 mm - ORANGE**

Order number **0000 893 6882**



**300 mm - ORANGE**

Order number **0000 893 6884**



### ALUMINIUM FELLING AND CLEAVING WEDGES



With narrow blades to effectively penetrate wood. Three versions for small, medium and large trunk diameters, serrated edge, milled groove, smooth wedge side for easy positioning of a second wedge in the felling cut, high-quality aluminium alloy.

**22 cm, 600 g**

Order number **0000 881 2222**

**24 cm, 800 g**

Order number **0000 881 2223**

**26 cm, 1,000 g**

Order number **0000 881 2224**

### ALUMINIUM FELLING WEDGE



With tothing for an optimum grip on the wood.

**12×4 cm, 190 g**

Order number **0000 881 2201**

## ALUMINIUM TWISTED SPLITTING WEDGE



Highly effective splitting action due to twist. Milled groove and retaining teeth for particularly good grip on frozen wood, forged for excellent stability combined with a very low weight, round striking surface.

**22 cm, 920 g**

Order number **0000 881 2221**



## FELLING LEVERS

For tipping the tree over the felling hinge in the intended direction. With a cant hook for turning logs. Made from a special steel alloy.

**76 cm, approx. 1,800 g**

Order number **0000 881 2701**

**130 cm, approx. 3,400 g**

Order number **0000 881 2700**

## FP 10 PULP HOOK

For lifting, transporting and piling up plywood. Comfort handle.

Order number **0000 881 4401**



## FZ 10 DRAG HOOK

For dragging logs, with a ground tip for hooking into logs more easily. High-quality, hardened steel, comfort handle.

Order number **0000 881 2907**










## FP 20 HAND LIFTING TONGS

For moving wood, with an angled comfort handle. Hardened tips.

**Opens to 20 cm**

Order number **0000 881 3005**



	Order number	Length (cm)	Head weight (g)	Axe handle material	Delimiting	Felling with an axe	Lighter/mid-range cleaving (kindling, 30 cm long, diameter up to 30 cm)	Mid-range/heavier cleaving work (35 cm long, Ø up to 50 cm)	Cleaving metre-length logs and heavy wood (with cleaving wedges if necessary)	Felling with a wedge (aluminium or plastic)
<b>CLASSIC</b>										
<b>AX 6 FORESTRY HATCHET</b>										
	0000 881 1969	40	600	Ash	+	-	+	-	-	-
<b>AX 10 FORESTRY AXE</b>										
	0000 881 1971	60	1,000	Ash	++	+	+	-	-	+
<b>CLEAVING AXES</b> Optimum cleaving results with minimum effort thanks to wedge-shaped head.										
<b>AX 28 CS CLEAVING AXE</b>										
	0000 881 2014	80	2,800 <sup>Ⓞ</sup>	Hickory	+	-	+++	+++	-	+
<b>CLEAVING HAMMERS</b> Forged hammerhead with reversible tip. Extra large striking surface for safer handling when driving in aluminium and plastic wedges.										
<b>AX 33 CS CLEAVING HAMMER</b>										
	0000 881 2011	90	3,300 <sup>Ⓞ</sup>	Hickory	-	-	++	+++	+++	+++
<b>LIGHT</b>										
<b>AX 6 P FORESTRY HATCHET<sup>Ⓢ</sup></b>										
	0000 881 6801	37	640	Polyamide	++	-	+	-	-	-
<b>AX 15 P FORESTRY AXE</b>										
	0000 881 6701	73	1,450	Polyamide	++	++	++	+	-	-
<b>AX 20 PC CLEAVING AXE</b>										
	0000 881 6602	75	1,950	Polyamide	+	+	+++	++	-	+

+ Suitable      ++ Very suitable      +++ Extremely suitable      - Not recommended      Ⓢ Includes 300 g impact protection sleeve      Ⓢ With nail puller



## FOREST TAPE MEASURES

Automatically self-retracting, metal casing.

Length **25 m**  
Order number **0000 881 0801**

Refill **25 m**  
Order number **0000 881 0872**



## LEATHER TOOL BELT

Extremely hard-wearing and long-lasting cowhide leather with approx. thickness of 3 mm. Double prong buckle.

Width **4 cm**      Length **125 cm**

Colour  
● **0000 881 0602**  
● **0000 881 0600**



## STIHL COLLECTION

Our products are made for discovering the world or simply staying at home. They are durable and simple, combine contemporary cuts with rugged materials, or impress with a casual material blend. Our products are diverse, but they all have one thing in common: a clear commitment to the STIHL brand.



### STIHL HOODED JACKET

UNISEX

100% cotton

Simple black zip-up hoodie with STIHL ElastoStart zip pull. Just put a t-shirt on, throw the jacket on over it and you're good to go. This jacket features a cord-free hood, two zip pockets and the STIHL logo as a slightly raised 3D print on the chest.

#### Black

Size	Order number
S	0421 100 2548
M	0421 100 2552
L	0421 100 2556
XL	0421 100 2560
XXL	0421 100 2564
XXXL	0421 100 2568



### COLORBLOCK SLEEVE HOODIE

UNISEX

100% cotton

Green and white colourblocked hoodie for women and men. Large STIHL logo in green on the chest and on the arms. The 100% cotton sweatshirt fabric with brushed inner makes this garment especially comfortable to wear.

#### Green

Size	Order number
S	0421 400 1348
M	0421 400 1352
L	0421 400 1356
XL	0421 400 1360
XXL	0421 400 1364
XXXL	0421 400 1368





**HOODIE LEGENDARY**  
UNISEX

60% cotton, 40% polyester

Oversized hoodie with zipper on the pouch, black STIHL logo and "STIHL Legendary Performance" print on the left chest.

**Grey**

Size	Order number
S	0421 400 2748
M	0421 400 2752
L	0421 400 2756
XL	0421 400 2760
XXL	0421 400 2764
XXXL	0421 400 2768



**SWEATPANTS LEGENDARY**  
UNISEX

60% cotton, 40% polyester

Grey unisex sweatpants with elastic waistband and zips on the pocket.

**Grey**

Size	Order number
S	0421 222 1348
M	0421 222 1352
L	0421 222 1356
XL	0421 222 1360
XXL	0421 222 1364
XXXL	0421 222 1368



**ORANGE HOODIE**  
UNISEX AND KIDS

100% cotton

In the field of psychology, the colour orange is considered mood-enhancing. And you really can't be grumpy when you see this hoodie in high-visibility orange. With large, slightly raised 3D logo on the chest.

**Orange**

Size	Order number	Size	Order number
M	0421 400 0452	98 - 104	0421 400 0804
		110 - 116	0421 400 0816
		122 - 128	0421 400 0828
		134 - 140	0421 400 0840
		146 - 152	0421 400 0852





**LOGO SWEATSHIRT**  
UNISEX

100% cotton

Simple STIHL sweatshirt in black. Two front zip pockets and orange drawstring. Chest is decorated with a raised 3D print of the STIHL logo.

**Black**

Size	Order number
S	0421 300 4848
M	0421 300 4852
L	0421 300 4856
XL	0421 300 4860
XXL	0421 300 4864
XXXL	0421 300 4868



**MS 500i**  
**BACK T-SHIRT**  
UNISEX

100% cotton

The MS 500i is already a STIHL classic – just like the style of this unisex STIHL t-shirt in black. The orange STIHL lettering stands proudly on the chest, while the MS 500i is immortalised on the back as a tonal print.

**Black**

Size	Order number
S	0421 300 8048
M	0421 300 8052
L	0421 300 8056
XL	0421 300 8060
XXL	0421 300 8064
XXXL	0421 300 8068



**T-SHIRT LOGO CIRCLE**  
UNISEX

100% cotton

Regular fit round-neck t-shirt made of high quality cotton jersey with large tonal 3d logo print in orange. Logo label on inside.

**Black**

Size	Order number
S	0420 600 3748
M	0420 600 3752
L	0420 600 3756
XL	0420 600 3760
XXL	0420 600 3764



**BLACK LOGO T-SHIRT**  
MEN'S

100% cotton

There's nothing understated about the STIHL fan t-shirt. On the contrary, it makes a clear statement about the brand – after all, the logo is displayed proudly in black or white on the strip across the chest.

**Black**

Size	Order number
XL	0421 300 1560



## T-SHIRT KIDS

### UNISEX

70% organic cotton, 30% recycled polyester

Sustainable t-shirt made from organic cotton, with round neckline and small black STIHL logo on left chest.

#### Grey

Size	Order number
98 - 104	0421 300 9104
110 - 116	0421 300 9116
122 - 128	0421 300 9128
135 - 140	0421 300 9140
146 - 152	0421 300 9152



## T-SHIRT KIDS

### UNISEX

100% organic cotton

Sustainable t-shirt made from organic cotton, with round neckline and small black STIHL logo on left chest.

#### Orange

Size	Order number
98 - 104	0421 300 9204
110 - 116	0421 300 9216
122 - 128	0421 300 9228
135 - 140	0421 300 9240
146 - 152	0421 300 9252



## OVERALL KIDS

### UNISEX

65% polyester, 35% cotton

Green overalls for kids with lots of pockets, adjustable waistband, adjustable straps with elastic inserts, stretchy movement zone in the back, STIHL logo in orange on left thigh, hard-wearing with double layer of fabric on the knees and seat.

#### Green

Size	Order number
98 - 104	0421 222 2104
110 - 116	0421 222 2116
122 - 128	0421 222 2128
135 - 140	0421 222 2140
146 - 152	0421 222 2152



## POOL SLIDERS

### UNISEX

Sole: Ethyl-vinyl acetate; band: polyurethane and polyester mesh

Whether you're in an outdoor pool, at a campsite or at home, these black and orange STIHL pool sliders are a must for any STIHL fan! With mesh shoe bag.

#### Size

Order number
36 - 37 0420 950 0337
42 - 43 0420 950 0343
46 - 47 0420 950 0347





**CONTRA 59 CAP**  
UNISEX

100% cotton

Always looking good: 5-panel cap in grey/beige. The snapback closure can be used to adjust the size of the cap to fit you. The cap also has a sewn-on woven patch featuring the legendary STIHL Contra, with the wording "ONE MAN POWER CHAINSAW" around the motif.

<b>Grey, beige</b>	
Size	Order number
<b>One size</b>	<b>0421 600 0112</b>



**FLAT CAP**  
UNISEX

Outer fabric: 85% wool, 15% polyamide;  
Lining: 100% cotton

This close-fitting flat cap is warm and cool at the same time. The black and grey herringbone pattern and genuine leather patch on the side make this hat a classic piece that looks great anywhere - and at any time of year.

<b>Grey</b>	
Size	Order number
<b>M/57</b>	<b>0421 500 0557</b>
<b>L/59</b>	<b>0421 500 0559</b>
<b>XL/61</b>	<b>0421 500 0561</b>



**LOGO CAP**  
UNISEX

100% cotton

Black cap with shaped visor and stylish orange details such as the STIHL lettering on the front, a small year indication on the back and "LEGENDARY PERFORMANCE" text on the side.

<b>Black</b>	
Size	Order number
<b>One size</b>	<b>0420 940 0006</b>





**CAP POMPOM 24**  
UNISEX

100% polyacrylic

Bobble hat with knitted STIHL logo and STIHL label sewn onto the brim.

Black/Orange/Grey

Size	Order number
One size	0421 600 0200



**CAP KIDS POMPOM 24**  
UNISEX

100% polyacrylic

Knitted bobble hat for kids, knitted STIHL logo and STIHL label on the brim.

Black/Orange/Grey

Size	Order number
One size	0421 600 0210



**BEANIE SIGN**  
UNISEX

100% polyacrylic

Knitted beanie with turn-up brim and reflective STIHL "S" on a black background on the front.

Orange

Size	Order number
One size	0421 600 0196



**BEANIE KIDS SIGN**  
UNISEX

100% polyacrylic

Orange knitted beanie for kids with turn-up brim and reflective STIHL "S" on a black background on the front.

Orange

Size	Order number
One size	0421 600 0209



**STIHL SOCKS**  
UNISEX

33% wool (merino), 32% polyamide, 20% polyacrylic, 13% polyester, 2% elastane

These calf-high working and trekkingsocks, made from a special Primaloft and merino combination, offer optimum thermoregulation even when you're working hard. In boots in particular, Cell-Tech technology and flexible channels ensure cushioning, reduced stress, and a perfect fit.

Size	Order number
35 - 38	0420 950 0038



**FIR SOCKS**  
UNISEX

40% viscose, 30% polyacrylic, 17% polyamide, 10% cotton, 3% elastane

Patterned socks have long been much more than just a statement. If you're wearing these calf-length FIR socks with striking motifs, you won't be able to see the wood for the trees, as they say - or rather, the other way round. The blend of materials ensures that you'll find these socks extremely comfortable to wear - not just in the woods!

Grey

Size	Order number
39 - 42	0421 500 0342





## CIRCLE VACUUM FLASK

Stainless steel

The wording "LEGENDARY PERFORMANCE" appears on this STIHL vacuum flask – and it's no exaggeration. The double-walled stainless steel flask has a capacity of 500 ml and is sure to impress thanks to its simple, contemporary design.

Capacity	Order number
<b>500 ml</b>	<b>0421 600 0096</b>



## DRINKING BOTTLE

Stainless steel, bamboo

No one will be thirsty here! Because with our single-walled stainless steel drinking bottle and a bamboo cap, you'll always have something with you on trips. The motif on the bottle is etched and the logo on the bamboo lid is laser-engraved, which makes both long-lasting and durable.

Capacity	Order number
<b>750 ml</b>	<b>0420 660 0010</b>



## CONTRA HIP FLASK

Stainless steel

High-quality and handsome hip flask made from stainless steel. The hip flask looks like a canister and is adorned with the historic STIHL logo. It holds around 125 ml of liquid.

Capacity	Order number
<b>125 ml</b>	<b>0421 600 0171</b>



## CUT-OFF MACHINE PIZZA CUTTER

Stainless steel, plastic

This STIHL pizza cutter in the shape of a STIHL cut-off machine cuts pizza just as effortlessly as the original tackles concrete, stone or structural steel. The sharp cutting wheel is made of stainless steel and can be easily removed for cleaning.

Order number	<b>0420 960 0013</b>
--------------	----------------------



## FORESTRY WORKER KEYRING

Plastic

A unique keyring in the shape of a forestry worker: Lovingly thought-out details such as the helmet, ear protection, and chainsaw make him a new favourite accessory for any STIHL fan!

Order number	<b>0420 960 0002</b>
--------------	----------------------



## METAL CHAINSAW KEYRING

Metal

Holds together what belongs together! Our premium metal keyring in the shape of a chainsaw has a total length of 9.5 cm including ring for keys.

Order number	<b>0420 960 0008</b>
--------------	----------------------



## SET OF 2 BEER GLASSES

Glass

Our traditionally shaped fluted beer glasses are perfect for all speciality beers. The stable foot keeps the glasses secure and the glasses, each engraved with a vertical STIHL logo are dishwasher-safe.

Capacity    Order number  
**300 ml each    0464 767 0010**



## CONTRA WALL-MOUNTED BOTTLE OPENER

Cast iron, zinc alloy (emblem)

A must-have in any workshop: high-quality wall-mounted bottle opener in legendary STIHL CONTRA design! This cast iron bottle opener also features a high-quality STIHL emblem, allowing you to open every bottle in style and ensuring you can always enjoy a drink once your work is done.

Order number    **0421 600 0081**



## ESPRESSO CUPS 2ER-SET

Porcelain

For an energetic start to your day – the STIHL espresso cup with starter grip handle! These simple, black/white porcelain cups come in a set of 2 and feature a picture of a chainsaw on the front and the STIHL logo on the inside. The cups are dishwasher-safe.

Order number    **0421 600 0078**



## CUP

Porcelain

Coffee or tea, cappuccino or hot chocolate? This dishwasher-safe STIHL cup in high-quality porcelain is the perfect size for your favourite drink. A must-have at breakfast or during your break!

Order number    **0464 257 0000**





**SHOELACES**

100% polyester

Shoelaces with STIHL print, set of two different pairs. Basic colour: black and orange, Colour of STIHL print: white and orange.

Order number **0421 600 0212**



**CORKSCREW CHAINSAW STARTER**

ABS and stainless steel

STIHL corkscrew in the shape of a chainsaw starter handle.

Order number **0421 600 0182**



**POWER SAW MULTITOOL**

ABS and stainless steel

Chainsaw shaped pocket knife inspired by the MS 500i. Tools include knife, saw, flat and Phillips head screw drivers, bottle opener and corkscrew.

Order number **0421 600 0184**



**PLUSH ANIMAL MOOSE**

Polyester

Plush Elk with STIHL neckerchief. Approx 31 x 30 cm.

Order number **0421 600 0185**



**KEY FOB BOTTLE OPENER**

Zinc alloy with matte nickel plating

STIHL keyring bottle opener in MS 500i design with carabiner closure. Length 9 cm.

Order number **0421 600 0070**



**UNIVERSAL BOX "CONTRA"**

Food-safe tinplate

Versatile storage box with lid inspired by the storage cover from the STIHL Contra. NOT Dishwasher-safe. Approx 18 x 12 x 6 cm.

Order number **0420 660 0000**



## AIRPODS CASE

Silicone

Black Airpods case with raised orange "S" and "STIHL Legendary Performance" logo with orange snap hook.

Suits	Order number
<b>2nd Generation</b>	<b>0421 600 0166</b>
<b>3rd Generation</b>	<b>0421 600 0167</b>



## MS 500i MODEL

Die-cast zinc with plastic parts

A genuine collector's item from Schuco! This 1:10 scale model of the innovative STIHL MS 500i chainsaw is made from die-cast zinc and plastic parts and has been lovingly painted in the original colours: a must-have for any display cabinet.

Order number **0420 960 0001**



## ICON 20-PIECE PAPER CLIP PACK

Metal

These special STIHL paper clips shaped like small chainsaws are sure to be noticed. Made from metal, both their unusual shape and orange colour makes them distinctive

Order number **0421 600 0091**



## GARDEN GNOME

Polyresin

This garden gnome holding a STIHL chainsaw belongs in every front garden! The gnome, which is approximately 20 cm in height and comes with work trousers, braces, the obligatory pointed cap and many other lovingly worked details, would be a fun ornament for any flower bed.

Order number **0420 360 0010**





KIDS

## WOODEN CHILDREN'S WORKBENCH WITH WOODEN TOY

FSC-certified pine and MDF

Start 'em early! How better to do that with this lovingly detailed STIHL children's workbench? Made from wood, the workbench comes with a number of wooden tools and features holders for the entire range of STIHL children's tools: it can accommodate a chainsaw, blower, brushcutter, helmet and gloves. The FSC-certified workbench also offers sufficient work space for your little one's biggest projects.



Dimensions **Approx. 59.5 x 29.5 x 94 cm (L x D x H)**  
 Order number **0421 600 0144**



### TOY CHAINSAW WITH BATTERIES

Following the relaunch of the innovative STIHL MS 500i, the battery-powered children's entry-level model recreates its look and feel. It playfully depicts many functions of its bigger sibling, starting with a movable, replaceable chain, LED operating display and the new bar design. Particularly parent-friendly: the chainsaw sounds can be adjusted to a comfortable level using the volume control, so that the toy power tool doesn't get on your nerves!

Order number **0421 600 0053**



### TOY HELMET

Play like a pro! True to the original, this replica STIHL professional helmet will help kids look just like their grown-up role models. The plastic helmet features a hinged pretend ear protection attachment and a folding visor to facilitate the necessary visibility. The headband can be adjusted to fit head circumferences between 42 and 54 cm. Helmet and ear muffs are not rated to any safety standard and are intended for play purposes only.

Order number **0420 460 0001**



### TOY BLOWER WITH BATTERY

With this plastic toy blower, even the smallest members of the household will be able to help tidy up the leaves. The blower tube on this battery-powered toy has three length settings and can be entirely removed as well. The on/off switch and the safety switch and bar help children to imitate operating a professional power tool as they play. With charging cable.

Order number **0420 460 0016**

### TOY BRUSHCUTTER WITH BATTERY

This plastic toy brushcutter is perfect for all kids who love being in the great outdoors. The battery-powered clearing saw is height-adjustable and the handle is also adjustable. The toy blade lights up in different colours when in use. This clearing saw is sure to give your child many years of enjoyment. With charging cable.

Order number **0420 460 0015**



# STIHL TIMBERSPORTS®

---

The STIHL TIMBERSPORTS® series is the premier league of lumberjack sports. If you want to show your passion for this spectacular championship series when you're out and about, our fan gear is just what you need.





**TIMBERSPORTS® LOGO JACKET**  
UNISEX

100% polyester

This black windbreaker is ideal for sports lumberjacking fans, as anyone can see from the TIMBERSPORTS® logo on the back. The familiar crossed axes on the chest are slightly embossed. The jacket is lined with light, orange fleece.

**Black**

Size	Order number
S	0421 100 3048
M	0421 100 3052
L	0421 100 3056
XL	0421 100 3060
XXL	0421 100 3064
XXXL	0421 100 3068



**SMALL AXE SWEATSHIRT MEN'S**

100% cotton

Heads up TIMBERSPORTS® fans! This dark grey sweatshirt in TIMBERSPORTS® design is perfect for all who want to show their enthusiasm for lumberjack sports every day. The classic crossed axes appear above the seam on the chest as a slightly raised 3D print.

**Dark grey**

Size	Order number
M	0421 300 5752
L	0421 300 5756
XL	0421 300 5760
XXL	0421 300 5764
XXXL	0421 300 5768



**TIMBERSPORTS® LOGO HOODIE**  
UNISEX

60% cotton, 40% polyester

This TIMBERSPORTS® hoodie is designed for all who love lumberjack sports competitions! The regular fit hoodie is grey with two small crossed axes on the chest, while the large TIMBERSPORTS® print on the back announces to the world that the wearer is a true fan!

**Grey**

Size	Order number
S	0421 400 2948
M	0421 400 2952
L	0421 400 2956
XL	0421 400 2960
XXL	0421 400 2964
XXXL	0421 400 2968

**TIMBERSPORTS® LOGO SWEATSHIRT**  
UNISEX

100% cotton

TIMBERSPORTS® sweatshirt in grey for relaxed days at home, outside or in a café. This regular-fit sweater features a pouch on the front. All cuffs are ribbed. There is a large TIMBERSPORTS® print on the front, while two small crossed axes appear on the front.

**Grey**

Size	Order number
S	0421 300 7548
M	0421 300 7552
L	0421 300 7556
XL	0421 300 7560
XXL	0421 300 7564
XXXL	0421 300 7568



**NEW TIMBERSPORTS® 85 RETRO HOODIE**  
UNISEX

60% cotton, 40% polyester

Green hoodie for the 40th anniversary of TIMBERSPORTS® in retro 80s style. The 1985 founding logo is embroidered on the front. There is an anniversary logo badge on the upper arm.

**Green**

Size	Order number
S	0421 400 4444
M	0421 400 4452
L	0421 400 4456
XL	0421 400 4460
XXL	0421 400 4464
XXXL	0421 400 4468





## SMALL AXE T-SHIRT MEN'S

100% cotton

Casual t-shirt in a regular fit, made from pure high-quality single jersey cotton. The TIMBERSPORTS® feature is a tonal, slightly raised print with crossed axes at chest height.

Black		White	
Size	Order number	Size	Order number
M	0420 500 2952	M	0420 500 3052
L	0420 500 2956	L	0420 500 3056
XXL	0420 500 2964	XL	0420 500 3060



## AXE OVERSIZED T-SHIRT MEN'S

100% cotton

Black oversized t-shirt in TIMBERSPORTS® design for all who love elite lumberjack sports! This round-necked t-shirt has wide-cut shoulder seams and features the TIMBERSPORTS® logo in the chest. The back of the shirt is decorated with two crossed axes in reflective black.

Black	
Size	Order number
M	0421 300 4752
L	0421 300 4756
XL	0421 300 4760
XXL	0421 300 4764
XXXL	0421 300 4768



## CHEST LOGO T-SHIRT UNISEX AND KIDS

100% cotton

Lumberjacks and fans, take note: If you want to declare your love of TIMBERSPORTS®, we have the perfect t-shirt in black, adorned with a logo print in STIHL orange and white. It's also very comfortable to wear - after all, even the most hardcore fan enjoys feeling something soft and cuddly on their skin.

Black		Black	
Size	Order number	Size	Order number
S	0421 300 1048	98 - 104	0421 300 2604
M	0421 300 1052	110 - 116	0421 300 2616
L	0421 300 1056	122 - 128	0421 300 2628
XL	0421 300 1060	134 - 140	0421 300 2640
XXL	0421 300 1064	146 - 152	0421 300 2652



## TIMBERSPORTS® MEN'S PERFORMANCE TOP MEN'S

86% polyester, 14% elastane

This breathable functional shirt Rapport with repeating pattern of small, crossed axes on the waist inserts is slowly becoming a new favourite from the sportswear collection. Features STIHL TIMBERSPORTS® logo printed on the chest.

Black	
Size	Order number
M	0421 300 1252
L	0421 300 1256
XL	0421 300 1260
XXL	0421 300 1264



**TIMBERSPORTS® T-SHIRT  
SCRATCHED AXE  
UNISEX**

100% cotton

Wonderfully low-key from the front, a clear statement from behind. The unisex t-shirt comes in a classic black and features two crossed axes on the back underlaid with STIHL orange.

**Black**

Size	Order number
<b>S</b>	<b>0421 300 1148</b>
<b>M</b>	<b>0421 300 1152</b>
<b>XL</b>	<b>0421 300 1160</b>
<b>XXL</b>	<b>0421 300 1164</b>



**PLAID SHIRT  
UNISEX**

100% cotton

Much more than just a "lumberjack shirt", this STIHL flannel check shirt is a favourite for all fans. Details: sewn-on pockets with flaps, black button and understated embroidered axe at chest height.

**Red / Black**

Size	Order number
<b>S</b>	<b>0421 400 0348</b>
<b>M</b>	<b>0421 400 0352</b>
<b>L</b>	<b>0421 400 0356</b>
<b>XL</b>	<b>0421 400 0360</b>
<b>XXL</b>	<b>0421 400 0364</b>



**LONG  
TIMBERSPORTS®  
SPORTS LEGGINGS  
WOMEN**

88% polyester, 12% elastane

These sports leggings are a comfortable fit and are ideal for both indoor and outdoor sports. Functional trousers with a TIMBERSPORTS® logo print on the side, rear pocket along waistband and stylish contrasting seams.

**Black**

Size	Order number
<b>S</b>	<b>0421 222 1538</b>
<b>M</b>	<b>0421 222 1542</b>
<b>L</b>	<b>0421 222 1546</b>
<b>XL</b>	<b>0421 222 1550</b>



**SOX CAMOUFLAGE  
TIMBERSPORTS®  
UNISEX**

98% polyester, 2% elastane

Socks in black, orange and white with camouflage pattern of small wood chips that are created when chopping with an axe during TIMBERSPORTS® competitions.

**Black/Grey/Orange**

Size	Order number
<b>35 - 38</b>	<b>0421 500 1838</b>
<b>39 - 42</b>	<b>0421 500 1842</b>
<b>43 - 46</b>	<b>0421 500 1846</b>



**CAP PATTERN  
TIMBERSPORTS®**  
UNISEX

100% cotton

Front half with all over print of small TIMBERSPORTS® logos, crossed axes stylised wood splinters. Adjustable size.

**Black/Grey**

Size Order number  
**One size 0421 600 0203**



**CAP KIDS PATTERN  
TIMBERSPORTS®**  
UNISEX

100% cotton

Front half with all over print of small TIMBERSPORTS® logos, crossed axes stylised wood splinters. Adjustable size.

**Black/Grey**

Size Order number  
**One size 0421 600 0208**



**NEW  
TIMBERSPORTS®  
85 RETRO CAP**  
UNISEX

100% cotton

The white cap in retro 80s style is a must-have for anyone who has been a STIHL TIMBERSPORTS fan since the outset. It is made of 100% cotton. The 1985 founding logo is embroidered on the front and there is a badge with the anniversary logo on the back. It is made of 100% cotton.

**White**

Size Order number  
**One size 0421 600 0254**



**SHOELACES 2-PACK  
TIMBERSPORTS®**  
UNISEX

100% polyester

Shoelaces with TIMBERSPORTS® print, set of two different pairs. Basic colour black, TIMBERSPORTS® print in orange and white.

**Black**

Size Order number  
**One size 0421 600 0211**





## AXE CAP UNISEX

100% cotton

This black baseball cap with grey embroidered axe can be adjusted to fit any head size using the metal clip at the back. It's the perfect companion for the coming TIMBERSPORTS® season. Adjustable.

Black

Size	Order number
One size	0420 540 0013



## TIMBERSPORTS® LOGO CAP UNISEX

100% cotton

Classic 6-panel fan cap. The TIMBERSPORTS® logo appears on the back in flat embroidery. Adjustable.

Black

Size	Order number
One size	0421 600 0213



## TIMBERSPORTS® EDITION GARDEN GNOME

Polyresin

Does he really help his owner cut wood? That remains a mystery. One thing is clear, though: this TIMBERSPORTS® garden gnome is happiest when standing in the garden of a fan – perhaps even beside his colleague, the STIHL garden gnome. This 20 cm tall figure comes in a sporty look with an axe, tree trunk and TIMBERSPORTS® shirt.

Order number	0421 600 0083
--------------	---------------



## WHILE STOCKS LAST! TIMBERSPORTS® SPORTS BAG

Body material: Polyester/polyurethane (PU)  
Lining material: polyester

For passionate athletes: TIMBERSPORTS® sports bag in the original colours of black, white and orange. Measuring approx. 65 × 33 × 30 cm, this bag offers ample space for clothing, towel, etc. Ideal for all athletes and for transporting the equipment you need – in a beautifully designed TIMBERSPORTS® look.

Black, white, orange

Measurements	approx. 65 × 33 × 30 cm (approx. 50 l)
Order number	0421 600 0105



## TIMBERSPORTS® COOLER BACKPACK

Tarpaulin, 5 mm insulation  
Foam for long cooling performance, aluminium-coated inner layer

Fancy a cosy summer picnic? This TIMBERSPORTS® backpack will keep your food and drinks cool and refreshing, even at high temperatures. The backpack comes in a sporty design. Featuring the classic TIMBERSPORTS® axes and logo, it also has a zipper in the shape of a STIHL starter grip. The cooler backpack is made from water-repellent material and is easy to wipe out and clean.

Black, White and Orange

Dimensions	approx. 45 × 30 × 15 cm
Order number	0421 600 0082





## BARBEQUE SET

Article: black oxidised stainless steel and nylon  
Packaging: shaped leather case

The ideal barbecue set for any TIMBERSPORTS® fan and for barbecue enthusiasts - designed in Germany. The set includes barbecue tongs, a brush, a barbecue turner with bottle opener function and a barbecue skewer. All utensils are, of course, branded accordingly, with the TIMBERSPORTS® lasered onto the shaft of each item and even embossed into the barbecue turner. The barbecue set comes in a high-quality leather case for optimal storage of the utensils.

Black

Order number

0421 600 0067



## COFFEE-TO-GO CUP

Stainless steel, plastic

Black coffee-to-go cup with printed axes and the TIMBERSPORTS® logo. This high-quality cup is made from robust stainless steel and will keep your coffee warm for a long time. A practical screw-on lid prevents accidental spillages and the drinking opening can be closed using the press-down fastener.

Black

Order number

0421 600 0068



## TIMBERSPORTS® AXE CUP

Porcelain

What a great way to start the morning for lumberjack sports fans: with this matte black TIMBERSPORTS® cup! This porcelain cup is decorated with high-quality imprints of the famous TIMBERSPORTS® crossed axes.

Black / white

Order number

0421 600 0072



## AXE HAND TOWEL

100% cotton

This stylish grey hand towel with striking crossed axes design. Great for home or the swimming pool, this soft-touch, fluffy hand towel is highly absorbent.

Grey

Dimensions  
Order number

approx. 50 x 100 cm  
0421 600 0049

# TECHNOLOGY HIGHLIGHTS IN DETAIL

## BATTERY POWER TOOLS

### Battery models

STIHL power tools that feature innovative battery technology are indicated by a battery symbol. By means of the added battery type designation, this symbol illustrates which of the various STIHL battery power systems each product belongs to. All batteries contain only selected lithium cells. The batteries can be fully recharged up to 2,400 times (applies to AP 500 S) with only a slight loss of capacity. The precise designation is based on the battery type and area of application as well as the type of battery build and performance.

**AI III** Power tools in the AI-Line feature a built-in lithium-ion battery and are charged using mains voltage. For added convenience, the charge status can be displayed by means of several LEDs.

**AS III SYSTEM** For models in the AS-System, a type AS lithium-ion battery is used across all power tools. For added convenience, at the push of a button the charge status is displayed by means of multiple LEDs on the power tool.

**AK III SYSTEM** For devices in the AK-System, a replaceable AK lithium-ion battery can be interchangeably used in all power tools across the range. For added convenience, the charge status can be displayed by means of several LEDs.

**AP III SYSTEM** The AP-System comprises very high-performance battery power tools for daily professional use, such as those used in landscaping, garden maintenance, and tree care. AP and AR L batteries, which are compatible with AP-System power tools, deliver additional power and long battery life. An overview of the batteries recommended for AP-System power tools can be found on page 26.

### Battery quick-charge system

The charging process used in our quick chargers shortens the total charging time needed by up to 30% compared with a standard charger using the same charging current. The process also guarantees gentle charging without overloading the battery.

### Activation key



It is only possible to activate devices that have an integrated battery if you have an activation key. Removing the key shuts off the power supply to the power tool. The power tools can be cleaned, stored and transported in this state.

### STIHL EC technology



The brushless electric motor (EC) from STIHL is energy-efficient and almost wear-free thanks to features including the upstream STIHL EC electronics. As an intelligent switching centre, it detects the battery plugged into the tool at any point in time, and supplies the EC engine with the right power output for the battery. This ensures that the tool always has the optimum power output available – and does so consistently throughout the battery draining process.

### Use in the rain



All battery power tools from the STIHL AP-System have been designed for professionals and daily use, including in adverse weather conditions. All products bearing this symbol can therefore also be used in rain. Splashproof qualities are verified in complex and demanding internal testing.



STIHL battery power tools with this symbol are also additionally certified in accordance with the IPX4 protection class. The standard confirms that the products are resistant to water splashing from any direction, as already certified by internal testing.

Keep the batteries out of salty environments and away from contaminated liquids. Dry the battery and tool after use. In general, chargers should only be used in dry areas.

### Use without ear protection



Battery technology makes these tools ideal for noise-sensitive areas such as hospital gardens, parks and residential areas. Please note the information in the user manual.

## CHAINSAWS AND POLE PRUNERS

### PETROL-DRIVEN CHAINSAWS

#### Master control lever

All functions, such as start, run and stop, can be operated with just one hand.

#### Ergonomic handle design

Allows easy handling of the saw in any working position.

#### Felling guide

Raised lines that act as a felling guide have been integrated into the chainsaw design for better directional control during felling.

### HD2 filter



The HD2 filter is made from polyethylene filter material with pores up to 70% finer than those in fleece and polyamide filters. As a result, it even traps very fine dust. It is also oil- and water-repellent. The PET-covered round filter cartridge with quick-release lock enables the filter to be assembled and disassembled in next to no time, and without needing to use tools.

### Rear hand guard

Protects the user's rear hand from branches or saw chain parts in the event of breakage.

### Compensator

This keeps the fuel-air mix constant even when the air filter becomes increasingly dirty.

### Long-life air filter system

A STIHL chainsaw with long-life air filter system features both routing and an HD2 air filter. This arrangement means a significantly longer filter service life than in traditional filter systems. A long-life air filter system ensures a long service life for the engine and prevents premature wear to the pistons and cylinder, as well as protecting against contamination of the combustion air drawn in.

### Magnesium piston

In a world first, STIHL has built a magnesium piston into the MS 400 C-M. It weighs 20 g less than a comparable aluminium piston – corresponding to a weight reduction of 25% from this central component alone. The use of this lightweight material along with weight-minimised construction throughout means the MS 400 C-M has an engine weight of just 5.8 kilograms, resulting in a remarkable power-to-weight ratio of less than 1.5 kilograms per kilowatt. At the same time, the new component also gives the machine an extraordinarily high maximum speed, helping you make quick progress in your work, particularly when delimiting. (While stocks last)

### Manual fuel pump



STIHL chainsaws and pole pruners with manual fuel pump feature an improved start-up sequence and require a reduced number of starting pulls. Pressing the primer fills the carburettor control chamber with fuel. This ensures that there is sufficient fuel present to create an ignitable air-fuel mix on starting, requiring significantly fewer starting pulls.

### Controlled-delivery oil pump

Different bar lengths, wood types and work techniques require different amounts of oil. The controlled-delivery oil pump allows adjustment of the amount of oil based on exactly what is needed.

**Side-mounted chain tensioning**

Side-mounted chain tensioning makes it easy to tension the chain.

**Plunge guide**

design.

For better directional control during plunge cutting jobs, raised lines that act as plunge guides have been integrated into the start-up mechanism

**STIHL 2-MIX engine**

increasing power output while reducing consumption.

The STIHL 2-MIX engine is both powerful and economical. Separating the exhaust emissions from the unburnt gas minimises flushing losses, thereby

**STIHL anti-vibration system**

significantly more quietly and enables strength-conserving, less fatiguing work.

Precisely calculated buffer zones minimise the transfer of engine and saw chain vibrations to the front and rear handles. This causes the chainsaw to run

**STIHL ElastoStart**

The result is a smoother start.

Due to the compression pressure, jerky load peaks occur when starting combustion engines. The damping element in the STIHL ElastoStart special shock absorber grip alternately absorbs and releases force according to the compression pattern.

**STIHL Easy2Start**

The engine starts first time, allowing the starter cord to be pulled around two-thirds slower.

A smooth pull on the starter cord tensions the spring against the compression pressure. Stresses caused by jerky movements are avoided. The spring delivers the stored energy to the crankshaft once the maximum compression pressure has been exceeded and the piston moves downwards again.

**STIHL Injection**

Injection technology enables very easy operation. The combi-lever is no longer required – all the user needs to switch off the tool is a stop button. Fully electronic engine management with sensor-supported characteristic mapping guarantees outstanding engine performance and excellent acceleration in all usage conditions. The control unit uses real-time measurement to calculate the precise fuel quantity and ideal ignition timing. Fuel is injected directly into the crankcase by the injection valve. The unique combination of lightweight engineering and cutting-edge engine technology delivers the best power-to-weight ratio on the market, combined with a compact design.

**STIHL Quick Chain Tensioning**

The saw chain can be tensioned quickly and easily simply by turning the adjusting wheel without the need for tools. Turn the adjusting wheel to the left to loosen the saw chain, turn it to the right to tighten the saw chain. The guide bar is automatically secured in place when the sprocket cover is re-tightened.

**STIHL M-Tronic**

Fully electronic engine management regulates the ignition timing and fuel dosing in all operating states, taking into account external conditions such as temperature, altitude and fuel quality. It consistently ensures optimum engine performance, constant maximum engine speed and very good acceleration. No manual carburettor adjustment is necessary with M-Tronic. For a cold start STIHL M-Tronic only needs one start position on the combi-lever. After starting, you can immediately power up to full speed. The amount of fuel required is precisely calculated by the system and supplied as needed. Otherwise you start as usual in position I. M-Tronic also remembers the settings from the last time the tool was used. So when external conditions are the same, full engine performance is available immediately after you restart.

**Stop button function**

After the machine is turned off, the control lever immediately moves back into its operating position, on M-Tronic and injection models only. This allows a warm machine to be started again immediately.

**Transparent fuel tank**

The transparent fuel tank enables you to check the fuel level quickly and easily without needing to open the tank lid to do so.

**Routing**

Routing in STIHL chainsaws serves to pre-clean the air, thereby taking a significant strain off downstream filter systems. The intake air is first set into rotation by the fan. The larger and heavier particles that have also been picked up are propelled outwards in this process. The pre-cleaned air is then conveyed behind the fan wheel via the routing channel to the air filter, i.e. the HD2 air filter in the chainsaw. The routing process is easy to maintain and user-friendly, with no special care required.

**Tool-free fuel caps**

Special caps allow you to open and close the tank caps quickly, easily and without tools.

**ELECTRIC CHAINSAWS****Overload protection**

In case of overload, the electric motor switches off automatically to protect against damage from overheating. If the knob is pressed after a short period of waiting, the machine can be restarted. If this temperature is too high, a red LED lights up, indicating the corresponding status. After approximately one minute, the engine has cooled

again and the LED goes out. The chainsaw can be restarted.

**CUTTING ATTACHMENTS****SAW CHAINS****Hardened rivets**

Every rivet in a STIHL saw chain is induction-hardened, a process that alters the properties of the metal. The rivets therefore become harder and more resistant to wear.

**Smooth joint borings**

A special stamping technique is used to give STIHL link openings a mirror-smooth finish. This improves the running properties of the chain and increases service life.

**Hard chrome coating**

All STIHL chainsaw teeth are made of special steel. A chrome coating is galvanised onto the cutter top plates for high resistance against wear. This means the teeth stay sharp for longer.

**Stretching**

The final production step for every STIHL saw chain involves exposure to a high and constant tensile load. This "stretching" process minimises any subsequent elongation of the chain during first use, as well as increasing its durability and minimising wear and tear.

**STIHL Oilomatic lubrication system**

Narrow oil channels in the saw chain links funnel chain lubricant directly into the wearing joints of the chain. Recesses in which chain lubricant can collect are stamped into both ends of the drive links. This allows better distribution of the oil over the sliding surfaces of the guide bars and improves lubrication by 10% as compared to tools without recesses on both sides.

**GUIDE BARS****Replaceable bar nose**

Should the bar nose wear out, it can be easily replaced entirely including the roller bearings (on Rollomatic ES and Rollomatic ES Light guide bars).

**Lightweight guide bars**

STIHL Light PO4 and Rollomatic ES Light lightweight guide bars each use a different construction. The Light PO4 guide bars are made of electrically welded steel plates, extensively hollowed out and filled with fibreglass-reinforced polyamide. This makes the bars particularly light. In Rollomatic ES Light bars, the spaces are cut out and then welded using a special laser process. This produces an extremely stable hollow body with a rigid outer structure and substructure. Both designs offer appreciable savings in weight and improved chainsaw balance. Your chainsaw's centre of gravity shifts towards your body, noticeably reducing the load on your spine.

**Bar length**

The actual cutting length is shorter than the specified bar length and varies depending on the chainsaw model.

**STIHL Ematic System**



Compared to conventional cutting attachments without Ematic, the STIHL Ematic system reduces the consumption of chain lubricant by up to 50%, depending on the type of wood and the cutting attachment used. The system comprises a STIHL Ematic or Ematic S guide bar, a STIHL Oilomatic saw chain and a variable-flow or reduced-flow oil pump in the chainsaw. It results in virtually every drop of chain lubricant being delivered to precisely where it's needed.

**Sprocket nose with sealed roller bearings**



The sealed bearings keep out dirt and grime. Less maintenance is required because the included lubrication lasts for the entire service life of the guide bar. This increases the service life of the bearings by up to 80% as compared to open bearings with an oil hole. The sprocket nose is replaceable.

**HEDGE TRIMMERS AND LONG-REACH HEDGE TRIMMERS**

**Screw-on tip protector**



This T-shaped component made from sheet steel is attached to the end of the cutter bar with two screws. It protects the blade from contact with the ground or wall and can be replaced easily if it becomes worn.

**Lightweight gear system**

Magnesium is an important material in STIHL Power Tools. It is around a third lighter than aluminium and features high strength in relation to its weight. Compared to other metals, magnesium lends itself particularly well to highly precise die-casting, for use in engine casings, for example. This makes it just the right material from which to design and manufacture a lightweight yet robust transmission unit. It can also be recycled - worn-out parts can be melted down and reused with no loss of quality.

**Manual fuel pump**



STIHL petrol hedge trimmers and long-reach hedge trimmers with manual fuel pumps are easier to start, as they require fewer pulls on the starter cord.

Pressing the primer fills the carburettor control chamber with fuel. This ensures that there is sufficient fuel present to create an ignitable air-fuel mix on starting, requiring far fewer starting pulls.

**STIHL Easy2Start**



A smooth pull on the starter cord tensions the spring against the compression pressure. Stresses caused by jerky movements are avoided. The spring automatically releases the stored energy to the crankshaft, starts it moving and ensures that the engine will

start reliably. This allows the starter cord to be pulled two-thirds slower.

**Tool-free fuel caps**

Special caps allow you to open and close the tank caps quickly, easily and without tools.

**HEDGE TRIMMERS**

**Rotating multi-function handle**



The rotating control handle allows an optimum grip position for every job - for simple and reliable operation.

**Pruning version (R), HS 82 R and HSA 130 R**



For extensive pruning or clearing of large, thick hedges:

- Wide tooth spacing
- Large teeth
- Gear ratio coordinated for high cutting power

**Trimming version (T), HS 82 T and HSA 130 T**



For perfect trimming and contouring:

- Narrow tooth spacing
- Small teeth
- Gear ratio tailored for a high stroke rate

**LONG-REACH HEDGE TRIMMERS**

**Shaft lengths as needed**

Long-reach hedge trimmers with long shafts are primarily used for high and wide hedges. The shorter K versions with extended shaft handle are handy tools for working on hedges that are low to the ground.

**STIHL ECOSPEED**

With the STIHL ECOSPEED function, you can use your long-reach hedge trimmer in a more economical operating mode. Simply turn the wheel to the minus position to reduce the maximum engine speed. This keeps your long-reach hedge trimmer running at part throttle; however, despite this limited setting, you can shift to full throttle when necessary by pressing the throttle lever. Operating at part throttle reduces fuel/energy consumption and means you can work for much longer on one tank of fuel or a single battery charge.

**Quick-release cutter bar adjustment system**



The cutter bar can be adjusted in two directions by up to 145° (HL 94, HLA 135), up to 115° (HLA 66, HLA 86), up to 135° (HLA 56), and can also be folded and locked parallel to the shaft for transport.

**Wraparound handle**

The compact wraparound handle is made from durable black plastic. The nearly 180° curve makes it possible for the handle to be adjusted to different positions, particularly when working in areas where space is limited.

**KOMBISYSTEM AND MULTISYSTEM**

**Automatic decompression**

The decompression system reduces the compression pressure and thereby also the effort required to pull the starter cord, so the engine can be started more easily.

**Wraparound handle (R) with barrier bar**



The barrier bar on the wraparound handle prevents feet and legs from coming too close to the moving blades or mowing heads.

**Quick-release coupling with tommy screw**



The innovative quick-release coupling feature enables all KombiEngines and KombiTools to be quickly separated and reassembled - no tools required.

**CONCRETE CUTTERS AND CUT-OFF MACHINES**

**STIHL 2-MIX engine**



The STIHL 2-MIX engine is both powerful and economical. Separating the exhaust emissions from the unburnt gas minimises flushing losses, thereby

increasing power output while reducing consumption.

**STIHL ElastoStart**

Due to the compression pressure, jerky load peaks occur when starting combustion engines. The damping element in the ElastoStart special shock absorber grip alternately absorbs and releases force according to the compression pattern. The result is a smoother start.

**CONCRETE CUTTERS**

**Rubber guard**

When cutting walls, this large rubber guard protects the engine casing when the guide bar is fully submerged.

**CUT-OFF MACHINES**

**Electronic water control**



The user can activate the electronic water control system by pressing a button while the engine is running. The water switches itself on and off as you

cut, on a speed-controlled basis. The water volume can be regulated by simply pressing the plus/minus buttons. The result: perfect dust suppression at the push of a button. The memory function ensures that after the engine is restarted, the same amount of water is automatically supplied as was set for your most recent application. Users can restart work immediately without having to apply any settings, even after long breaks.

**Semi-automatic belt tensioning**

Gentle, consistent re-tensioning increases the service life of the belts and bearings.

**Long-life air filter system with cyclone air routing**

The innovative cyclone routing system means no more daily filter cleaning and an extremely long filter service life. It ensures that, even during the first filtering

stage, approximately 80% of dust particles in the air are removed. Unlike conventional systems, these particles do not collect in the foam filter, but are separated by the cyclone routing system and vented back into the outside air.

**Quick-mounting system**

This system allows for quick and easy mounting and dismounting of the cut-off machine on the STIHL cart. No tools are required.

**Protection segments in cutting wheels**

When cutting asphalt, the protection segment protects the other segments from excess wear affecting the laser weld that joins the segments to the steel blade. In addition, the protection segments prevent uneven wear to the left and right of the segments, meaning that the cutting wheel is prevented from jamming when cutting.

**STIHL Injection**

Injection technology enables very easy operation. The combi-lever is no longer required – all the user needs to switch off the tool is a stop button. Fully electronic engine management with sensor-supported characteristic mapping guarantees outstanding engine performance and excellent acceleration in all usage conditions. The control unit uses real-time measurement to calculate the precise fuel quantity and ideal ignition timing. Fuel is injected directly into the crankcase by the injection valve. The unique combination of lightweight engineering and cutting-edge engine technology delivers the best power-to-weight ratio on the market, combined with a compact design.

**Tool-free fuel cap**

The fuel cap is easy to open with a press and turn motion even when wearing gloves. Thanks to its design and the double seal, the fuel cap cannot be opened accidentally and dirt particles cannot get into the fuel tank.

**STIHL QuickStop cutting wheel brake**

If the operator uses enhanced guard adjustment during cutting, the cutting wheel can be accessed at the top. In this working method, the user is supported by the STIHL QuickStop cutting wheel brake. If sufficient resistance results in kickback, the cutting wheel is stopped in a fraction of a second, triggered by a sensor.

**Cutting depth adjuster**

This allows for precise adjustment of the cutting depth from the upper handlebar.

**ROBOTIC MOWERS, LAWN MOWERS AND LAWN AERATORS****ROBOTIC MOWERS****Dynamic mowing plan**

The iMOW® robotic mower's weekly active time is displayed and organised in the dynamic mowing plan. Within this active time, robotic mowers perform their work and charge their batteries on a flexible basis. If they interrupt mowing due to rain for example, they independently complete the task later within the specified timeframe.

**LAWN MOWERS****Comfort handlebar**

Comfort handlebars can be adapted to different user heights with no need to use tools, enabling ergonomic working. The foldable stem of the handlebar

means that lawn mowers with this feature can be transported more easily and take up less space for storage. This special design also makes it easy to remove the grass catcher box.

**Multi-blade**

The shape of the multi-blade enables cuttings to be simultaneously caught, ejected, or mulched – meaning it's no longer necessary to change the blade. The blade shreds the grass and passes it on in an air stream or – for mulching – distributes it evenly over the green area.

**Fill-level display**

The airflow generated by the blade raises the fill-level display. If the catcher is full, the airflow stops. If there is too little airflow, the fill-level indicator returns to an idle state, indicating that the catcher needs to be emptied. The fill-level indicator will only work without restriction if there is optimum airflow. External influences such as wet, dense or tall grass, low cutting levels, dirt or similar may restrict the airflow and prevent the fill-level display from functioning properly.

**Super-soft handle**

With its pleasant feel, the ergonomic super-soft handle ensures a comfortable mowing experience, while also preventing signs of fatigue.

**Vario wheel drive**

The speed of the wheel drive can be adjusted regardless of the engine speed, meaning that the cutting and catching performance remain constant.

The drive features infinitely variable adjustment, controlled via a lever on the bar or on the comfort handlebar.

**BRUSHCUTTERS AND CLEARING SAWS****Automatic decompression**

The decompression system reduces the compression pressure and thereby also the effort required to pull the starter cord, so the engine can be started more easily.

**STIHL ECOSPEED**

With the STIHL ECOSPEED function, you can use your clearing saw in a more economical operating mode. Simply turn the wheel to the minus position to reduce the maximum engine speed. This keeps your clearing saw running at part throttle; however, even from this limited setting you can shift to full capacity when necessary by pressing the throttle lever. Operating at part throttle reduces fuel/energy consumption and means you can work for much longer on one tank of fuel or a single battery charge. The centrifugal force is also noticeably lower when running at part throttle compared to full throttle, making the power tool easier to control.

**Ergonomic bike handle (mowing handle)**

The bike handle enables a natural sweeping movement when mowing and is always the best choice for mowing larger areas.

When combined with the ADVANCE PLUS universal harness, ADVANCE PLUS forestry harness and the appropriate tool, mowing becomes even easier.

**Mowing lines**

Mowing lines are available in different shapes and strengths for different applications. Some of our mowing lines feature a spiral groove which makes them quieter than conventional round mowing lines. The indentations in the surface of the line interrupt the otherwise uniform air stream. This generates turbulence, so the whistling effect is reduced and mowing becomes considerably quieter.

**Bike handle adjustment**

The central clamp facilitates easy, tool-free adjustment of the ergonomic bike handle to the user's height. The handle can be rotated by 90°, making it more compact for transport and storage.

**STIHL 2-MIX engine**

The STIHL 2-MIX engine is both powerful and economical. Separating the exhaust emissions from the unburnt gas minimises flushing losses, thereby

increasing power output while reducing consumption.

**STIHL 4-MIX® engine**

The STIHL 4-MIX® engine uses the standard petrol-oil fuel mixture ratio (50:1). The petrol-oil mix is distributed throughout the engine via a bypass channel in the cylinder head, ensuring comprehensive lubrication. This mix-lubricated system avoids the need for components such as an oil pump, sump and oil tank.

**STIHL ElectroStart**

Enables users to restart the power tool quickly and easily while wearing on their back, with the push of a button at temperatures above 0°C.

**STIHL M-Tronic**



Fully electronic engine management regulates the ignition timing and fuel dosing in all operating states, taking into account external conditions



such as temperature, altitude and fuel quality. It consistently ensures optimum engine performance, constant maximum engine speed and very good acceleration. No manual carburettor adjustment is necessary with M-Tronic. For a cold start STIHL M-Tronic only needs one start position on the combi-lever. After starting, you can immediately power up to full speed. The amount of fuel required is precisely calculated by the system and supplied as needed. Otherwise you start as usual in position I. M-Tronic also remembers the settings from the last time the tool was used. So when external conditions are the same, full engine performance is available immediately after you restart.



**EARTH AUGER**

**Multi-function handle**



The ergonomically shaped multi-function handle is built into the handle frame on the earth auger. The stop button, idle and throttle cable can be operated with one hand.

**QuickStop drill brake**



If the drill jams in the ground, the QuickStop drill brake is engaged by the user's thigh and stops the drilling tool immediately. It also acts as a reverse rotation lock. A jammed drill can be easily removed from the drill hole by turning it in a counter-clockwise direction.

**STIHL 4-MIX® engine**

The STIHL 4-MIX® engine uses the standard petrol-oil fuel mixture ratio (50:1). The petrol-oil mix is distributed throughout the engine via a bypass channel in the cylinder head, ensuring comprehensive lubrication. This mix-lubricated system avoids the need for components such as an oil pump, sump and oil tank.

**MISTBLOWERS AND SPRAYERS**

**Spray guard**



- Shields the spray jet from wind and prevents drift (e.g. into neighbouring crops)
- Specially for targeted spraying in densely planted vegetation
- Strain on the user is also reduced
- The spray jet is shaped the same as without a spray guard
- Spray angle of 80°

**Dual nozzle**



- Efficient spraying of larger areas
- Two nozzles that can be individually adjusted
- Makes simultaneous treatment of two rows with plant protection agents possible
- Spray angle of 85° attainable

**Wide brass spray bars**



- Use on large areas
- Get your work done more quickly with a larger working width.
- With three brass fan jet nozzles
- Each nozzle discharges at a spray angle of 80°, for even and comprehensive distribution of plant protection agents / fertilisers
- Width of 100 cm

**Fan jet nozzle**



- For spraying large areas and rows
- Suitable for flowerbeds as well as fruit and vegetable growing in greenhouses and gardens
- Ideal for spraying large areas with insecticides, herbicides and fungicides

**Hollow cone nozzle**



- For spraying bushes, trees and individual plants
- Perfect for applying insecticides, herbicides and fungicides to individual garden plants
- The nozzle allows you to spray plants and leaves from above or below

**Adjustable nozzle**



- Can be adapted to changing conditions and different applications
- The spray angle can be variably 0-90° adjusted for an optimum spraying pattern, from full jet (0°) to hollow cone (90°)

**Full cone nozzle**



- For treating individual plants
- Ideal for fine dosing e.g. of wild animal bite deterrents or herbicides
- Suitable for applying release agents in the construction industry

**STIHL anti-vibration system**

The STIHL anti-vibration system reduces the amount of engine vibrations transmitted to the harness. This reduces the strain on the user's back muscles.

**CLEANING SYSTEMS**

**BLOWERS**

**Manual fuel pump**

STIHL blowers with manual fuel pumps allow improved starting with a reduced number of starting pulls. Pressing the primer fills the carburettor control chamber with fuel. This ensures that there is sufficient fuel present to create an ignitable air-fuel mix on starting, requiring far fewer starting pulls.

**STIHL ElastoStart**

Due to the compression pressure, jerky load peaks occur when starting combustion engines. The damping element in the STIHL ElastoStart special shock absorber grip alternately absorbs and releases force according to the compression pattern. The result is smooth, even starting.

**STIHL ElectroStart**

Enables users to restart the power tool quickly and easily while wearing on their back, with the push of a button at temperatures above 0°C.

**VACUUM SHREDDER**

**Star-shaped shredder**



The star-shaped shredder made of high-quality steel ensures reliable shredding of cuttings in the SH 56, SH 86 and SHA 56.

**SWEEPING MACHINES**

**The STIHL MultiClean represents a clever sweeping system.**

The circular brushes brush up debris in front of the sweeping machine before it can get caught underneath.

**HIGH-PRESSURE CLEANER**

**Aluminium telescopic handle**



The aluminium telescopic handle can be retracted for easy transportation and to save storage space.

**Anti-twist coupling**

Prevents the high-pressure hose from twisting. This means its full length can always be used.

**Double lance holder**

For easy storage of both spray lances with fan jet nozzle and rotary nozzle on the tool.

**Fold-out front cover**

The integrated nozzle holders under the front cover provide a dirt-free storage place for rotary and fan jet nozzles. This also ensures quick access to both nozzles when needed.

**Pressure gauge**

With the pressure gauge, you can always see the current operating pressure.

**PLUS models**

Design variants with "PLUS" in the model name have an integrated hose reel for convenient and safe storage of the high-pressure hose. The crank handle can be folded in for transport and storage.

**Detergent measuring system**

The measuring system allows you to conveniently add the correct quantity of cleaning agent to the water. This is both eco-friendly and very economical. All models with a detergent tank can also be connected to external detergent tanks for the supply of detergent.

**Flat textile hose with holder**

Lighter and more flexible low-pressure hose for connecting the high-pressure cleaner to a tap. Using the holder supplied, the flat textile hose can be easily rolled and unrolled and compactly stored directly on the machine. This means the high-pressure cleaner is quickly ready for use. (Sold as an accessory)

**WET/DRY VACUUMS****Adapter for power tool use**

This adapter allows the electric power tool to be directly connected to the vacuum hose. Dust and dirt is then vacuumed up immediately while sawing or grinding.

**Stainless steel handle with quick-release coupling**

The standard quick-release coupling makes it possible to quickly and easily attach the suction hose to the handle.

**Multiple filter system**

An even higher degree of filtration is achieved by combining the filter bag and filter element.

**Delayed shutdown**

If the vacuum is switched on via the automatic switch-on function, it will continue running for a brief period after the electric power tool has been turned off. This ensures that any remaining grit and shavings are removed from the hose.

**Soft start-up**

The soft start-up limits the initial current when the vacuum is switched on, which increases the engine's service life.

**GARDEN SHREDDERS****BRS turning technology**

The rotational direction of the shredder blades can be changed using a dial. When turning clockwise, the tool deals with hard shreddable material such as branches; while the powerful blades that work in the anti-clockwise direction convert soft green waste into compostable matter. Handling different shreddable materials in this way effectively protects the blades.

**PERSONAL PROTECTIVE EQUIPMENT (PPE)****Regulation (EU) 2016 / 425 - safe personal protective equipment**

STIHL PPE products fulfil the health and safety requirements of Regulation (EC) 2016 / 425. PPE products are divided into 3 risk categories:

- Category 1: PPE for protection against minimal risks
- Category 2: PPE for protection against risks that are not covered by category 1 or 3
- Category 3: PPE for protection against risks that may cause very serious consequences such as death or irreversible damage to health

Category 3 PPE products, which include ear protection as well as products with cut protection, are subject to annual monitoring by the notified body (the identification number follows the CE marking).

**AS/NZS 4453.3:1997 Cut protection**

STIHL cut protection clothing is mostly made from cut protection materials developed exclusively for STIHL. STIHL cut protection clothing is tested by the very

prestigious European SMP or KWF testing institutes. The cut protection material is light, breathable and features several layers. If the saw chain penetrates the top layer, bundles of fibres are ripped out and will block the sprocket. This stops the chain and dramatically reduces the risk of injury. STIHL cut protection products are identified in this catalogue by the following icons:



tested in accordance with AS/NZS 4453.3:1997



tested based on AS/NZS 4453.3:1997

**Important note:**

Personal protective equipment cannot provide absolute protection from injury. Nor is it a substitute for safe working practices. It is therefore essential to follow the instructions in the user manuals for both personal protective equipment and the relevant power tool, as well as the applicable national accident prevention regulations.

**Cut protection areas on cut protection clothing**

The cut protection areas on cut protection clothing are represented by the following icons in accordance with AS/NZS 4453.3:1997. There are a number of different cut protection classes (the specified chain speed is only one parameter involved in testing in accordance with AS/NZS 4453.3:1997 and does not necessarily correlate with a hand-held chainsaw operated at the same chain speed):

Cut protection class 1 (20 m/s)

The KWF recommends cut protection class 1 for forestry work performed by trained individuals. This also includes those who collect firewood themselves having successfully completed a chainsaw operator course.

**Design A****Design B**

Front / back

Complete front section with cut protection, back section arm only and up to the shoulder.

**EN ISO 20471 and/or AS/NZS 4602.1:2011****High-visibility clothing**

This standard specifies the minimum surface area for high-visibility colour (for visibility during the day) and retro-reflective strips (for visibility at night) and categorises these into three classes, where class 3 represents the highest visibility. Wearing a jacket and trousers together raises the class by increasing the amount of high-visibility colour and reflective strips. Example:



2 = High visibility colour and retroreflective material: here EN ISO 20471 and/or AS/NZS 4602.1:2011 class 2

**EN 343 rain protection**

STIHL outdoor wear provides protection against rain and wind when working outdoors, and is comfortable to wear because the material allows evaporated sweat to pass through it. EN 343 specifies two parameters: water resistance (top number) and water vapour permeability (bottom number). Both are assessed into 4 levels, where class 4 is the most watertight. The seams are watertight. Example:



X = water resistance

X = water vapour resistance

**UV protection**

UV protection factor (UPF) indicates how much longer a user wearing the rated sun protection textiles or UV protection clothing can stay out in the sun without risking skin damage.



The UPF is comparable to the sun protection factor (SPF) used

in the classification of sunscreen. For example, a person with skin type 1 wearing UPF 20 fabric clothing can stay exposed to the highest possible intensity of sunlight for 20 times as long, without experiencing skin damage. The scale used by the EN 13758-2 standard has a maximum protection level of UPF 40. However this is exceeded by the UV Standard 801 scale.

**SNR value**

Single Number Rating describes the protective effect of ear protection products. This is a number rating determined across all relevant frequencies. The higher the SNR value, the better the noise reduction. The M noise reduction value is crucial for STIHL power tools.

**HAND TOOLS AND FORESTRY ACCESSORIES****Anvil cut**

The cutting blade makes direct contact with the wide counterblade. The wide counterblade is therefore called the "anvil". Lateral forces are barely utilised, meaning that straight, dead and hard wood can be very easily cut through. With soft, fresh cuttings, the underside of the bark can be pulled out before cutting.

**Bypass cut**

With this principle, the blade and anvil pass flush against each other during cutting. The cut created in this way is consistently flat, without crushing the cuttings. The bypass cut should generally be preferred for green cuttings. Due to the comparatively high level of force required for cutting, trimmers with an anvil cut should be used when working for extended periods with harder wood.

**Impact protection sleeve and bolted safety plate**

The handle and head form an inseparable unit thanks to the combination of the long steel handle protection sleeve, ring wedge, safety plate and safety

screw. The result is an extremely stable join with excellent advantages:

- Long tool service life - which means excellent value for money
- Outstanding work safety







# STIHL IN-STORE

Whether for sawing, mowing, trimming, cleaning or cutting – all kinds of users appreciate the uncompromising quality and reliability of STIHL products. And to make sure STIHL continues to deliver complete satisfaction, our products are only available in our online store at [shop.stihl.com.au](http://shop.stihl.com.au), as well as from your local STIHL dealer.

## Your STIHL dealer

Whether advice, instruction or service, you're always in good hands with your STIHL dealer. Qualified employees will be happy to advise you in selecting the power tool that is ideal for your needs, give you valuable tips for proper use, and offer professional service, ensuring your STIHL power tool remains a pleasure to use.

## Genuine parts from STIHL

Maximum reliability, even in extreme conditions, is a hallmark of STIHL power tools. If anything should ever go wrong with your power tool, STIHL customer service has the genuine STIHL spare parts on hand that will significantly enhance the performance, safety, and service life of your STIHL power tool. **STIHL stocks original spare parts for at least 10 years after a chainsaw or power tool has been discontinued.** So buying STIHL is always a great long-term investment. Original spare parts can be identified by the STIHL logo or the stylised "S" parts symbol.

## STIHL quality control

Stringent quality requirements are applied in all areas of the company to ensure the high standards of STIHL power tools. STIHL complies with the globally applicable ISO 9001 and ISO 14001 standards for comprehensive quality and environmental management. We are constantly developing and enhancing our entire range, which is why the design, technology and features of our products are subject to change.

## For your safety

If not used in the approved manner, all our products can cause harm to the user or other people, animals and objects in the immediate vicinity. It is therefore essential to carefully read the entire user manual before starting and/or using a product for the first time, and to follow the safety instructions.

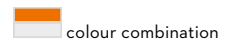
## Brand protection

Delivering quality and safety for our customers is of the utmost importance to us. Our products are therefore protected by the following registered trademarks of ANDREAS STIHL AG & Co. KG:

STIHL logo

STIHL spare parts logo

The orange / grey



colour combination

## STIHL PRODUCTS ARE REGULARLY TESTED BY GERMAN AND INTERNATIONAL INSTITUTIONS.

We undertake these examinations because we view them as the logical continuation of our own testing programme. We highly value the judgement of third parties – not least because it gives our customers real peace of mind.

The institutions confirm the high quality standards and exemplary technologies of STIHL products by awarding us quality marks. More comprehensive information regarding our compliance with Dir. 2002/44/EC (Vibration) is available at [www.stihl.com/vib](http://www.stihl.com/vib).

## GENERAL INFORMATION

1. This catalogue renders all previous catalogues invalid.
2. No claims can be made based on the specifications and images in this catalogue. The indicated design, technology, colours, features and prices are subject to change.
3. Original STIHL chainsaws and power tools can be recognised by their orange/grey colour combination.
4. This catalogue and all its contents are copyright protected. All rights are reserved, particularly alteration, translation and reproduction using electronic systems.

This catalogue contains numerous combinations of tools and accessories designed for different applications and different kinds

of users. For normal applications, we advise the use of STIHL recommended combinations. These can be found in your tool's user manual. STIHL dealers can provide you with individual advice regarding the best combination to suit your needs.

STIHL warning about imitations:  
[www.stihl.com/piracy](http://www.stihl.com/piracy)

**STIHL PTY. LTD.**  
5 Kingston Park Court  
Knoxfield, Victoria 3180  
[www.stihl.com.au](http://www.stihl.com.au)

**Service numbers and email address for customers:**

**Telephone:** 1300 366 665

**Fax:** 1800 805 804

**Email:** [internalsales@stihl.com.au](mailto:internalsales@stihl.com.au)



**WE WOULD BE HAPPY TO ADVISE YOU:**

